

DUBAI CREEK

HARBOUR

CREEK EDGE

FLOOR PLANS

EMAAR

TOWER 1

EMAAR

DUBAI CREEK HARBOUR

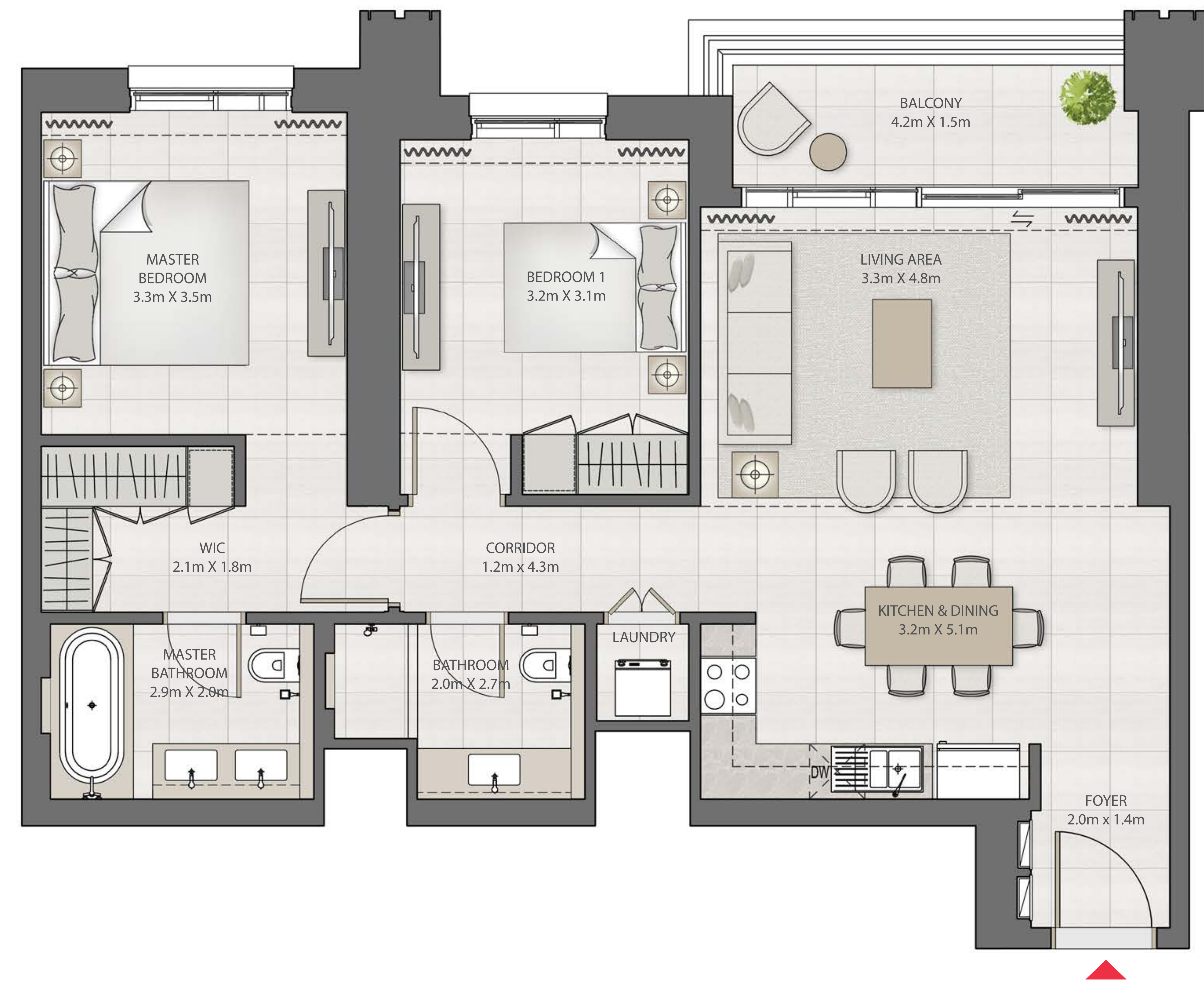
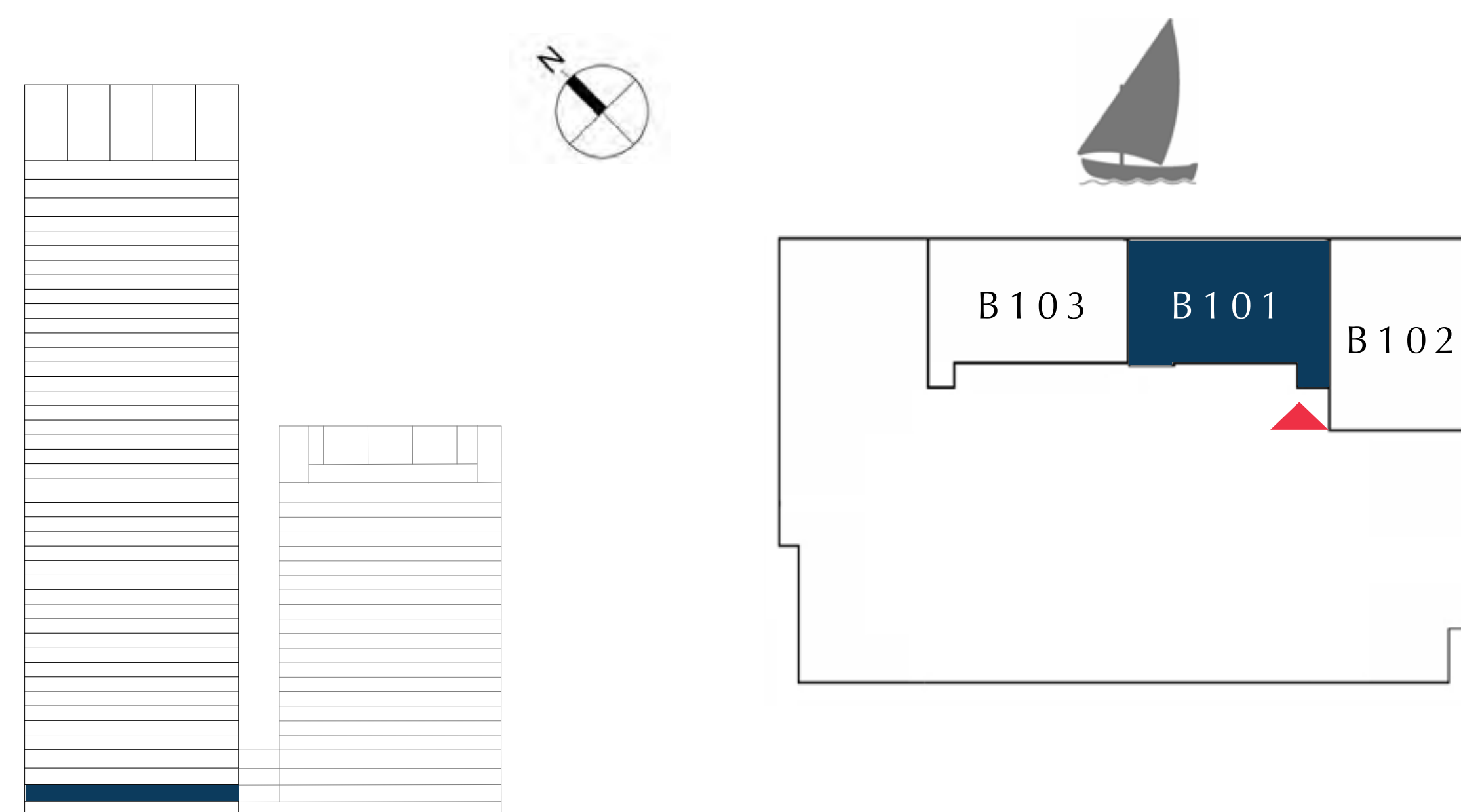
CREEK EDGE

TOWER 1

2 BEDROOM

UNIT B101 | LOWER GROUND

| | | |
|--------------|----------------|--------------|
| SUITE AREA | 1002.12 SQ.FT. | 93.10 SQ.M. |
| BALCONY AREA | 75.89 SQ.FT. | 7.05 SQ.M. |
| TOTAL AREA | 1078.01 SQ.FT. | 100.15 SQ.M. |



FLOOR PLAN 1. All dimensions are in imperial and metric, and measured from finish to finish excluding construction tolerances. 2. All materials, dimensions, and drawings are approximate only. 3. Information is subject to change without notice, at developer's absolute discretion. 4. Actual area may vary from the stated area. 5. Drawings not to scale. 6. All images used are for illustrative purposes only and do not represent the actual size, features, specifications, fittings, and furnishings. 7. The developer reserves the right to make revisions / alterations, at it's absolute discretion, without any liability whatsoever.

DUBAI CREEK HARBOUR

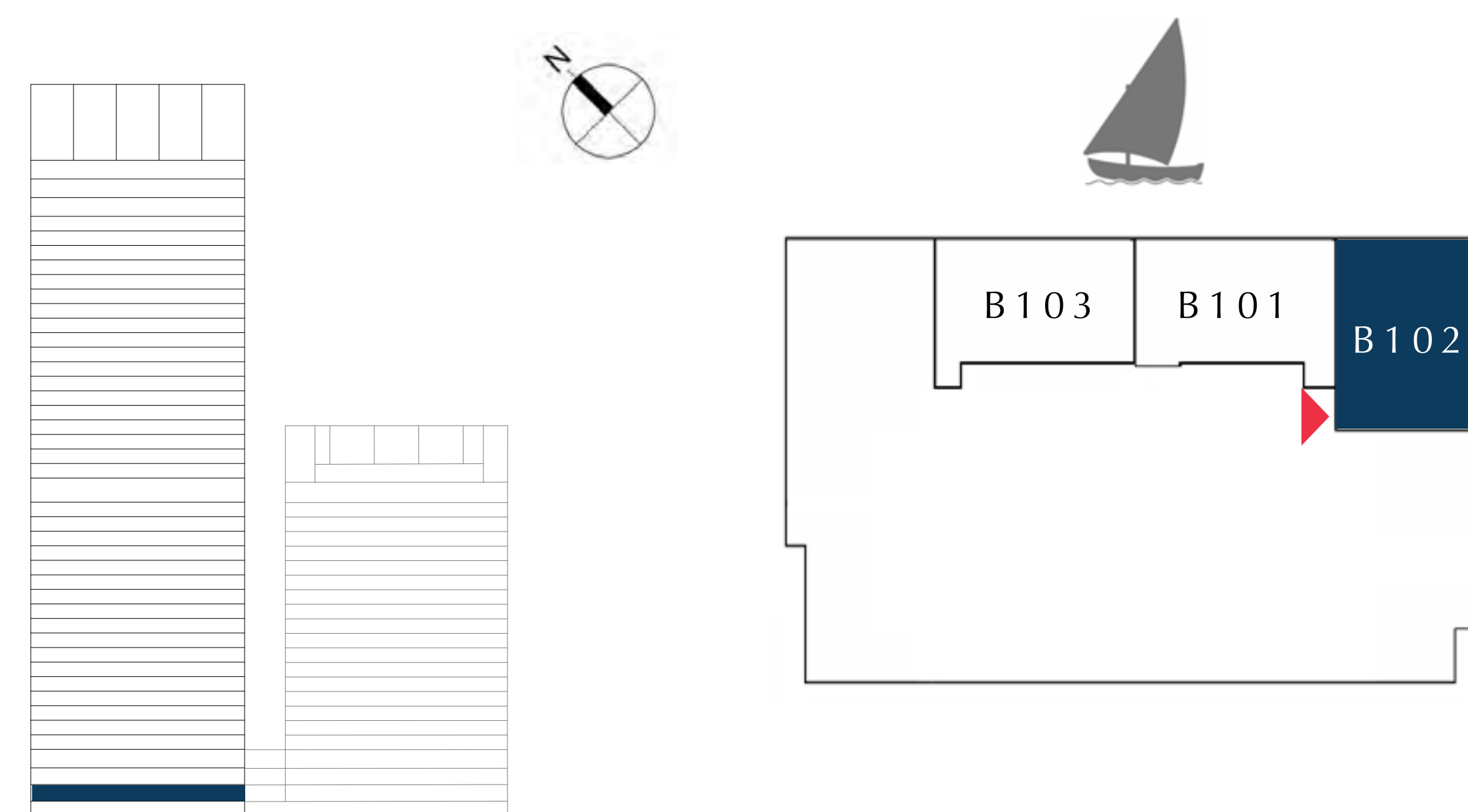
CREEK EDGE

TOWER 1

2 BEDROOM

UNIT B102 | LOWER GROUND

| | | |
|--------------|----------------|--------------|
| SUITE AREA | 1030.32 SQ.FT. | 95.72 SQ.M. |
| BALCONY AREA | 266.51 SQ.FT. | 24.76 SQ.M. |
| TOTAL AREA | 1296.83 SQ.FT. | 120.48 SQ.M. |



FLOOR PLAN 1. All dimensions are in imperial and metric, and measured from finish to finish excluding construction tolerances. 2. All materials, dimensions, and drawings are approximate only. 3. Information is subject to change without notice, at developer's absolute discretion. 4. Actual area may vary from the stated area. 5. Drawings not to scale. 6. All images used are for illustrative purposes only and do not represent the actual size, features, specifications, fittings, and furnishings. 7. The developer reserves the right to make revisions / alterations, at it's absolute discretion, without any liability whatsoever.

DUBAI CREEK HARBOUR

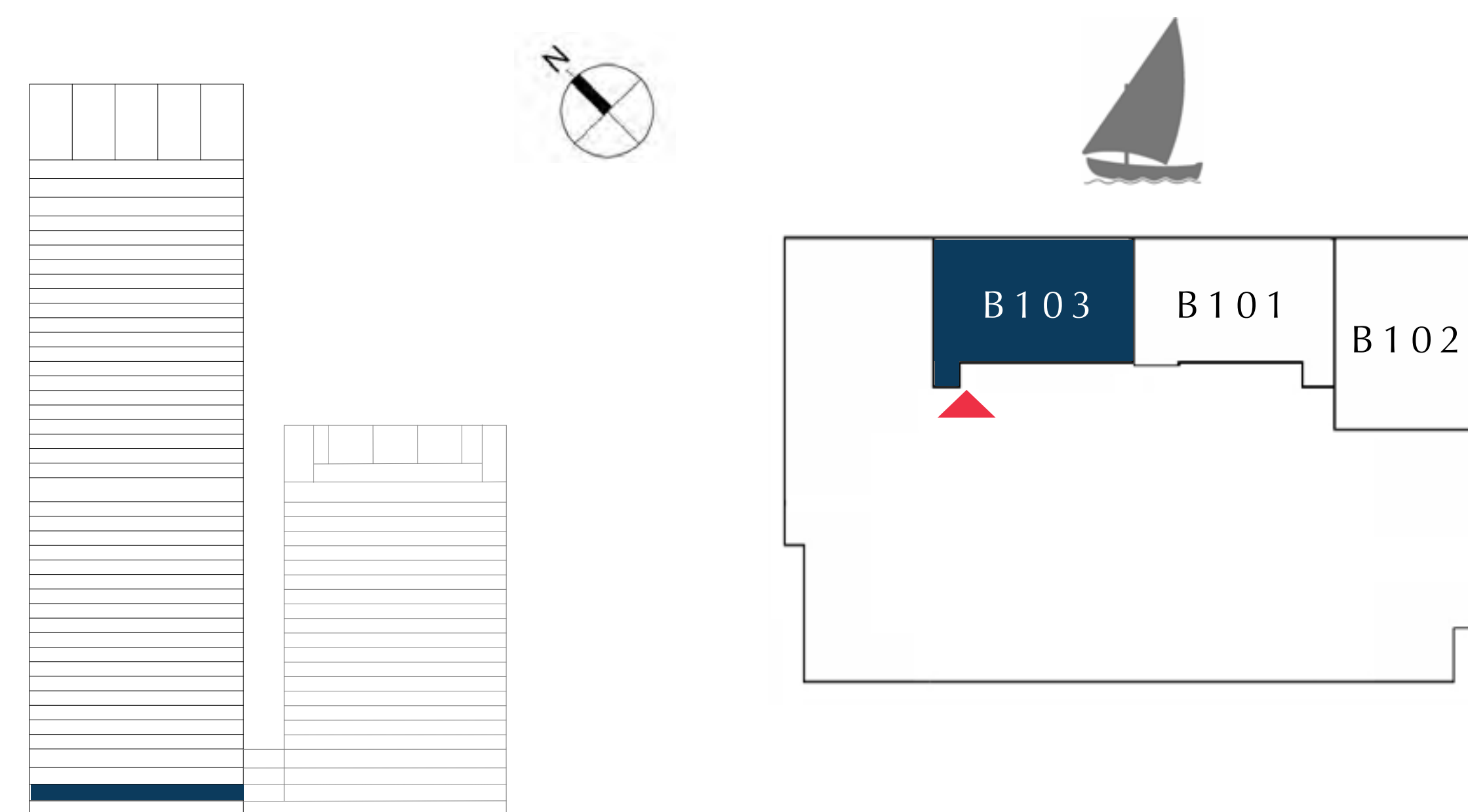
CREEK EDGE

TOWER 1

2 BEDROOM

UNIT B103 | LOWER GROUND

| | | |
|--------------|----------------|--------------|
| SUITE AREA | 1002.44 SQ.FT. | 93.13 SQ.M. |
| BALCONY AREA | 75.89 SQ.FT. | 7.05 SQ.M. |
| TOTAL AREA | 1078.33 SQ.FT. | 100.18 SQ.M. |



FLOOR PLAN 1. All dimensions are in imperial and metric, and measured from finish to finish excluding construction tolerances. 2. All materials, dimensions, and drawings are approximate only. 3. Information is subject to change without notice, at developer's absolute discretion. 4. Actual area may vary from the stated area. 5. Drawings not to scale. 6. All images used are for illustrative purposes only and do not represent the actual size, features, specifications, fittings, and furnishings. 7. The developer reserves the right to make revisions / alterations, at it's absolute discretion, without any liability whatsoever.

TOWER 1

GROUND

EMAAR

DUBAI CREEK HARBOUR

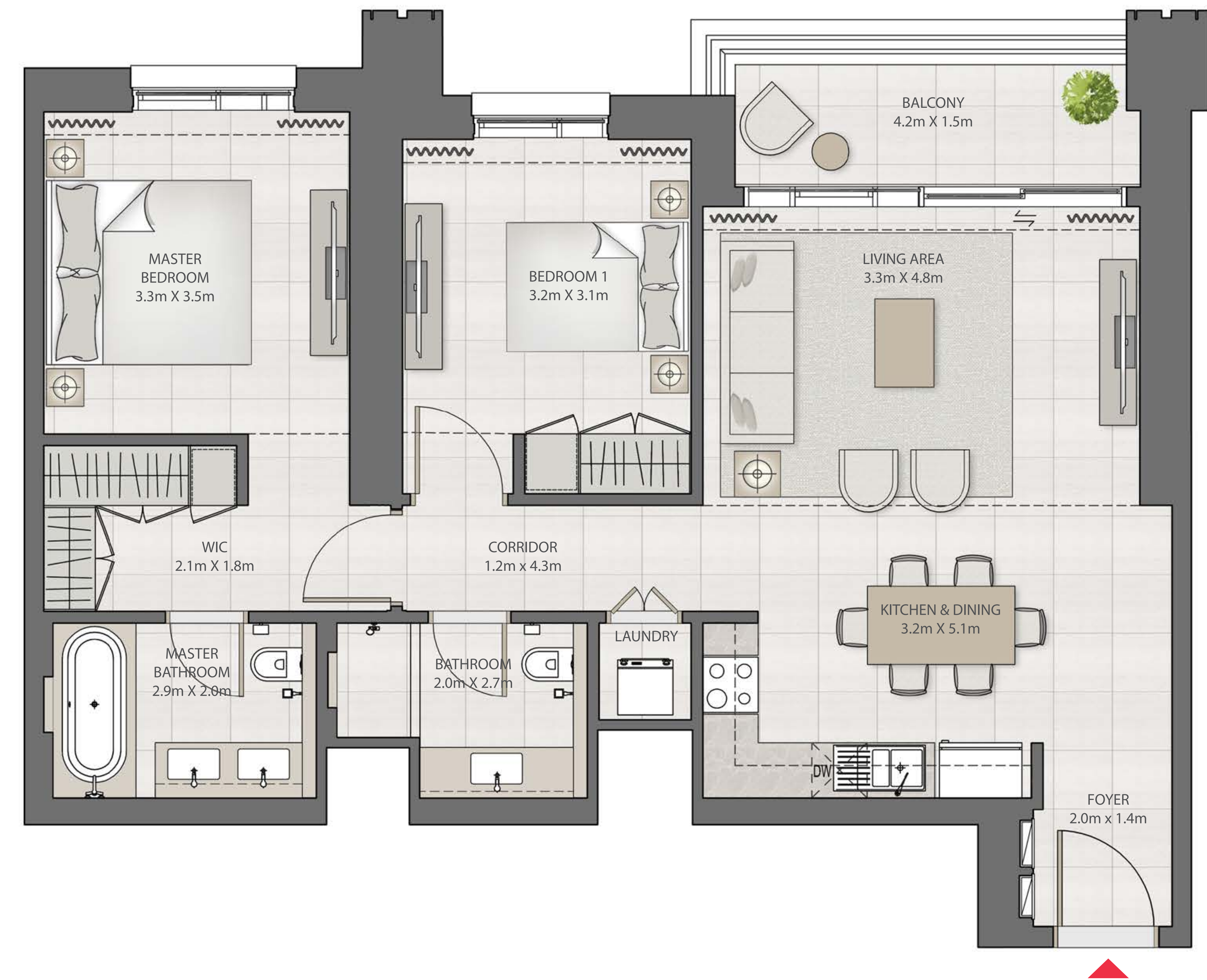
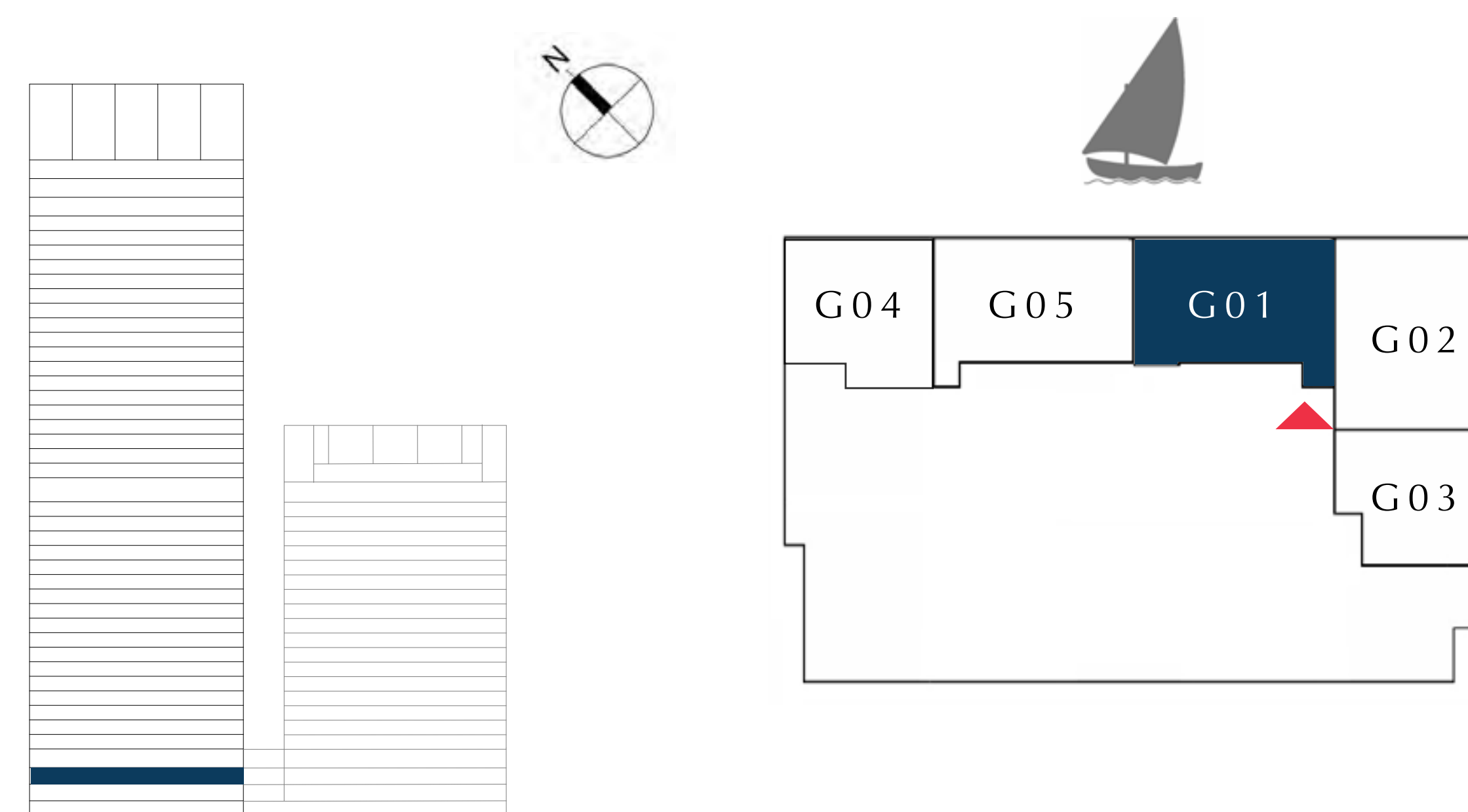
CREEK EDGE

TOWER 1

2 BEDROOM

UNIT G01 | GROUND LEVEL

| | | |
|--------------|----------------|--------------|
| SUITE AREA | 1002.12 SQ.FT. | 93.10 SQ.M. |
| BALCONY AREA | 75.89 SQ.FT. | 7.05 SQ.M. |
| TOTAL AREA | 1078.01 SQ.FT. | 100.15 SQ.M. |



FLOOR PLAN 1. All dimensions are in imperial and metric, and measured from finish to finish excluding construction tolerances. 2. All materials, dimensions, and drawings are approximate only. 3. Information is subject to change without notice, at developer's absolute discretion. 4. Actual area may vary from the stated area. 5. Drawings not to scale. 6. All images used are for illustrative purposes only and do not represent the actual size, features, specifications, fittings, and furnishings. 7. The developer reserves the right to make revisions / alterations, at it's absolute discretion, without any liability whatsoever.

DUBAI CREEK HARBOUR

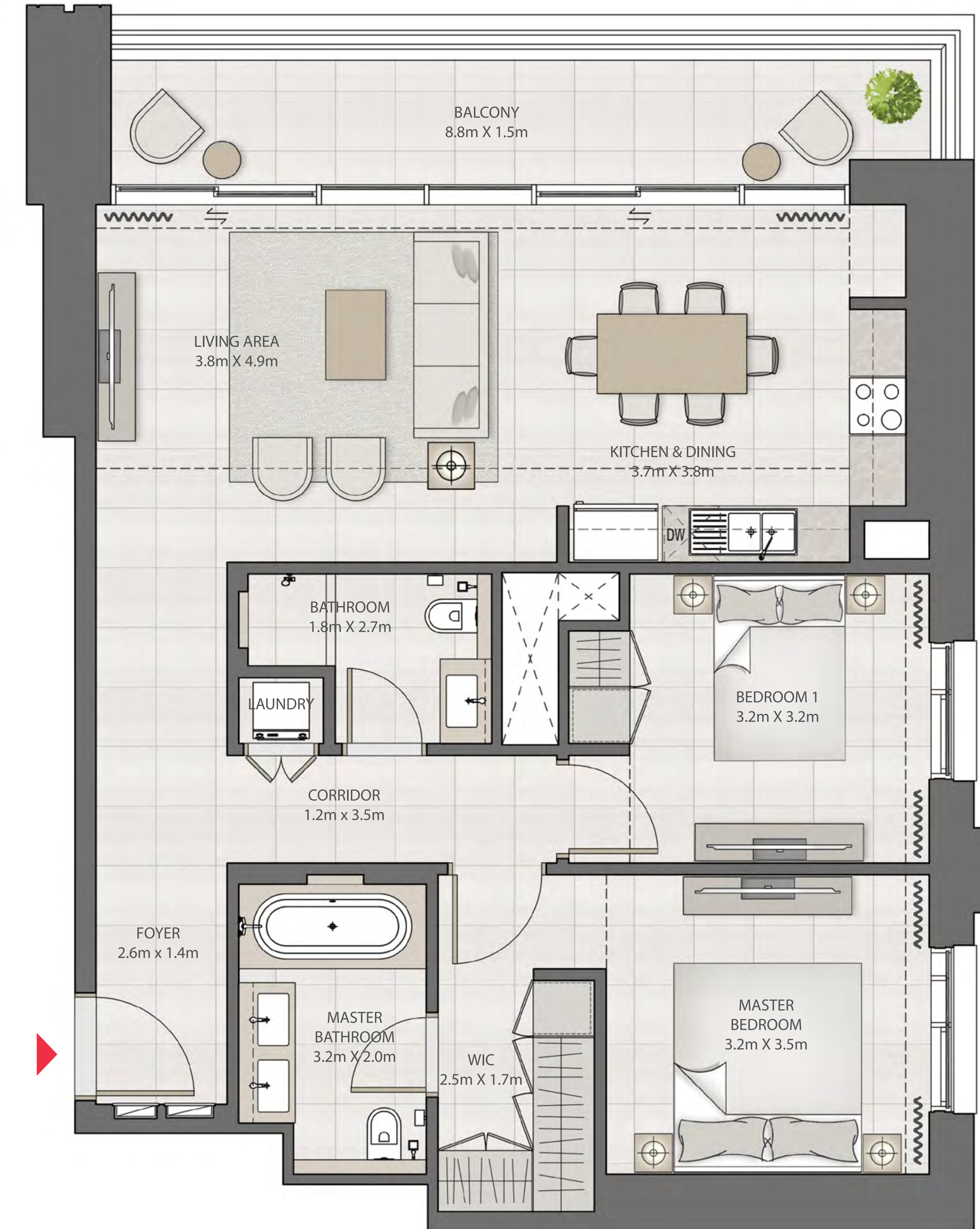
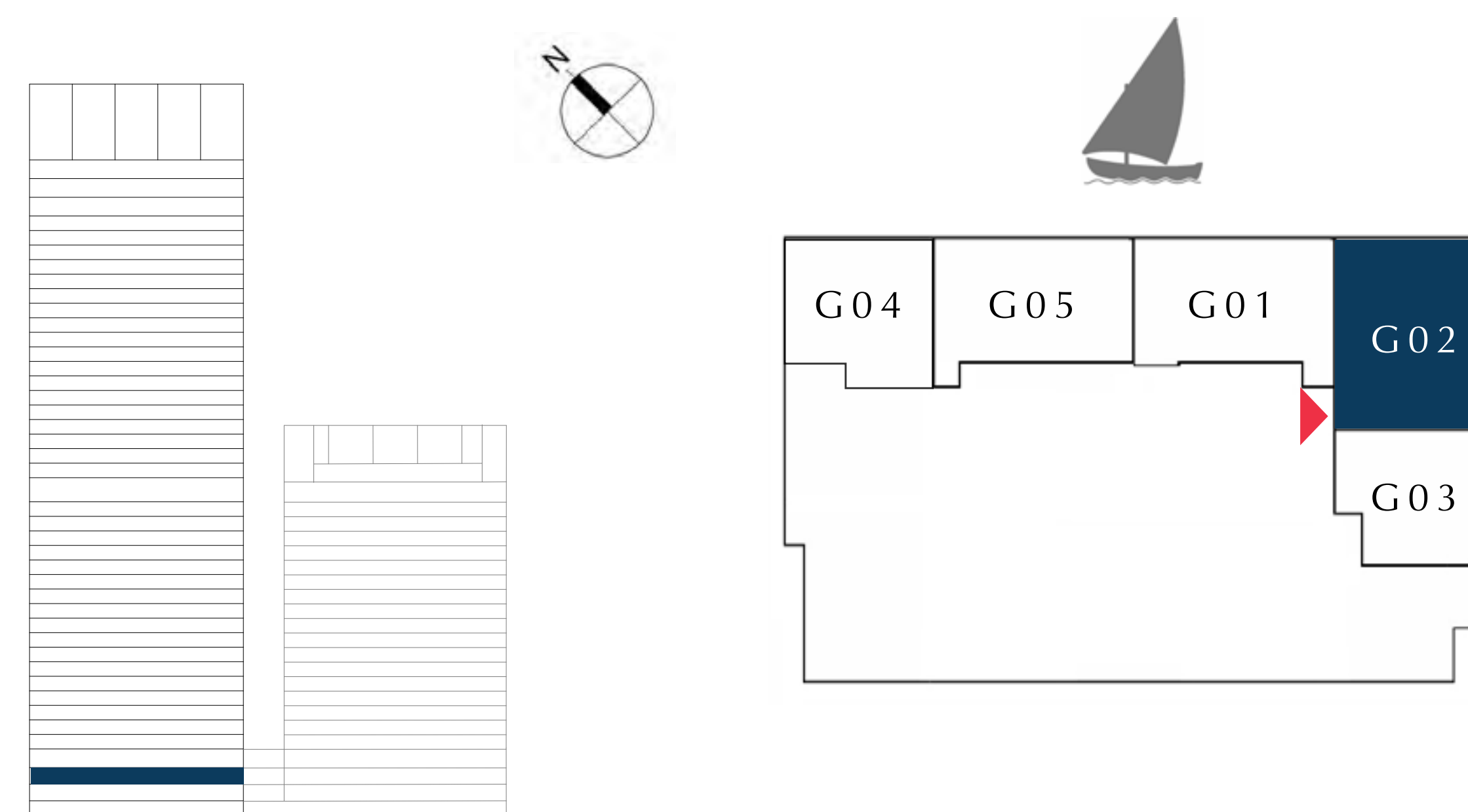
CREEK EDGE

TOWER 1

2 BEDROOM

UNIT G02 | GROUND LEVEL

| | | |
|--------------|----------------|--------------|
| SUITE AREA | 1034.30 SQ.FT. | 96.09 SQ.M. |
| BALCONY AREA | 149.62 SQ.FT. | 13.90 SQ.M. |
| TOTAL AREA | 1183.92 SQ.FT. | 109.99 SQ.M. |



FLOOR PLAN 1. All dimensions are in imperial and metric, and measured from finish to finish excluding construction tolerances. 2. All materials, dimensions, and drawings are approximate only. 3. Information is subject to change without notice, at developer's absolute discretion. 4. Actual area may vary from the stated area. 5. Drawings not to scale. 6. All images used are for illustrative purposes only and do not represent the actual size, features, specifications, fittings, and furnishings. 7. The developer reserves the right to make revisions / alterations, at it's absolute discretion, without any liability whatsoever.

DUBAI CREEK HARBOUR

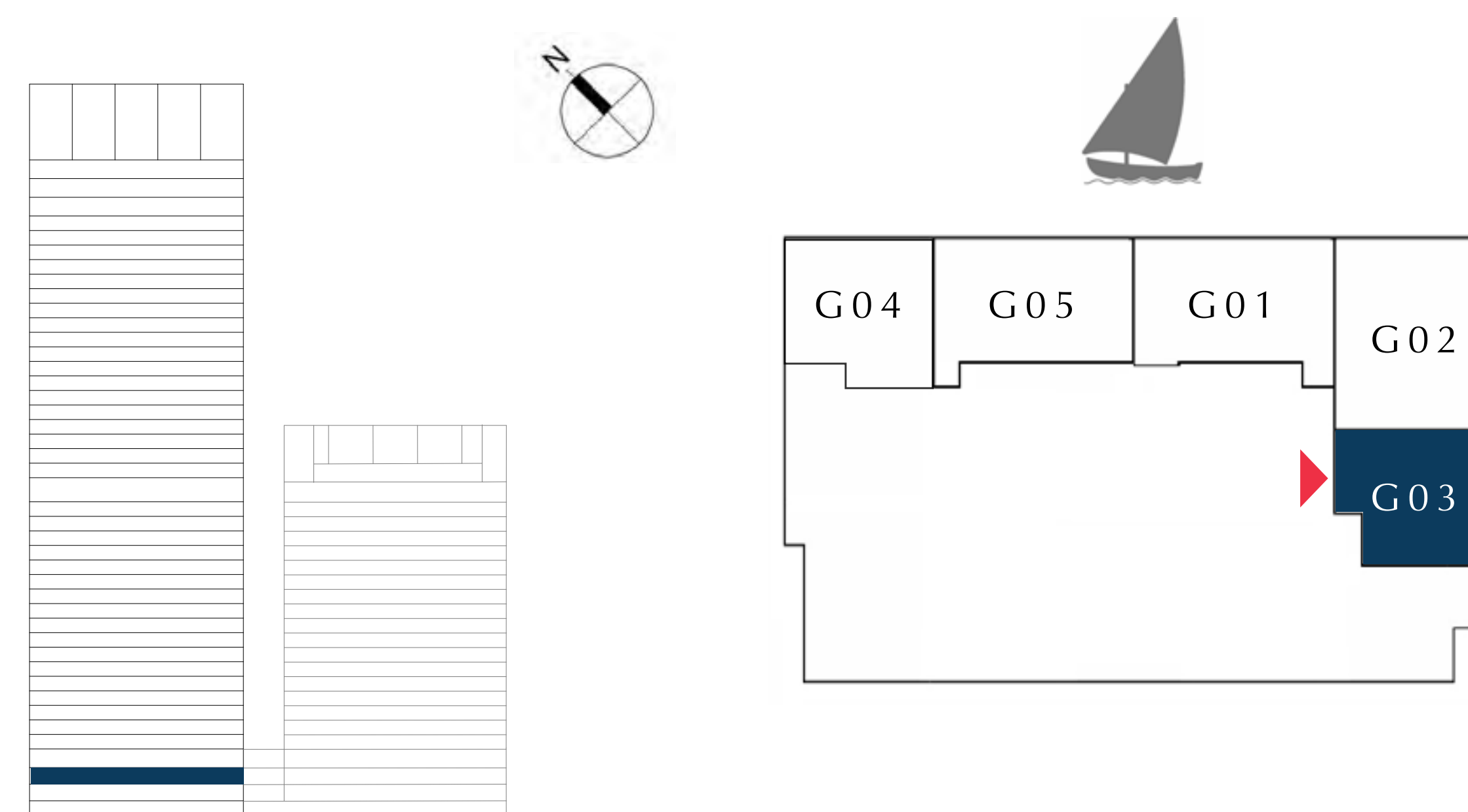
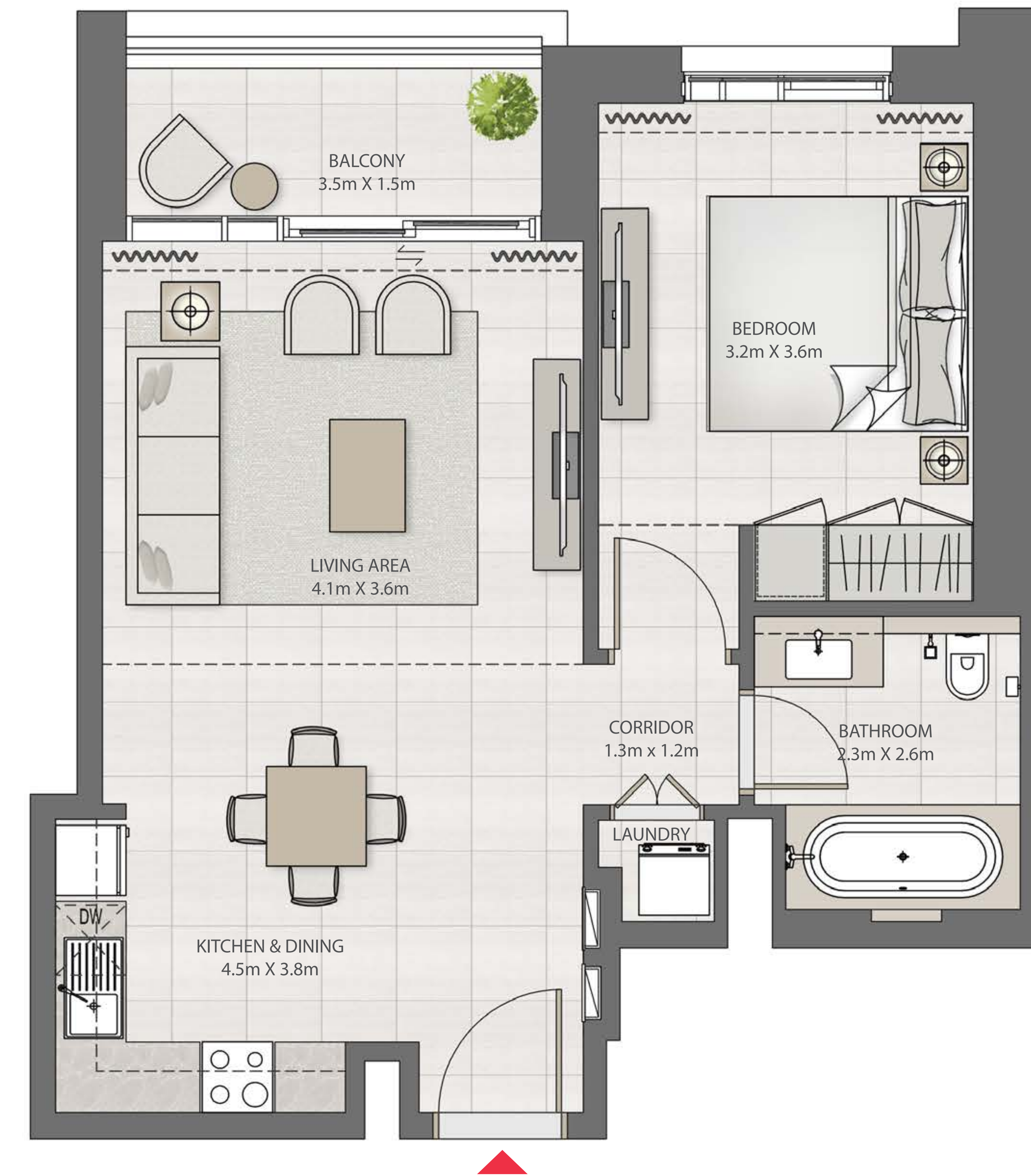
CREEK EDGE

TOWER 1

1 BEDROOM

UNIT G03 | GROUND LEVEL

| | | |
|--------------|---------------|-------------|
| SUITE AREA | 654.34 SQ.FT. | 60.79 SQ.M. |
| BALCONY AREA | 70.29 SQ.FT. | 6.53 SQ.M. |
| TOTAL AREA | 724.63 SQ.FT. | 67.32 SQ.M. |



FLOOR PLAN 1. All dimensions are in imperial and metric, and measured from finish to finish excluding construction tolerances. 2. All materials, dimensions, and drawings are approximate only. 3. Information is subject to change without notice, at developer's absolute discretion. 4. Actual area may vary from the stated area. 5. Drawings not to scale. 6. All images used are for illustrative purposes only and do not represent the actual size, features, specifications, fittings, and furnishings. 7. The developer reserves the right to make revisions / alterations, at it's absolute discretion, without any liability whatsoever.

DUBAI CREEK HARBOUR

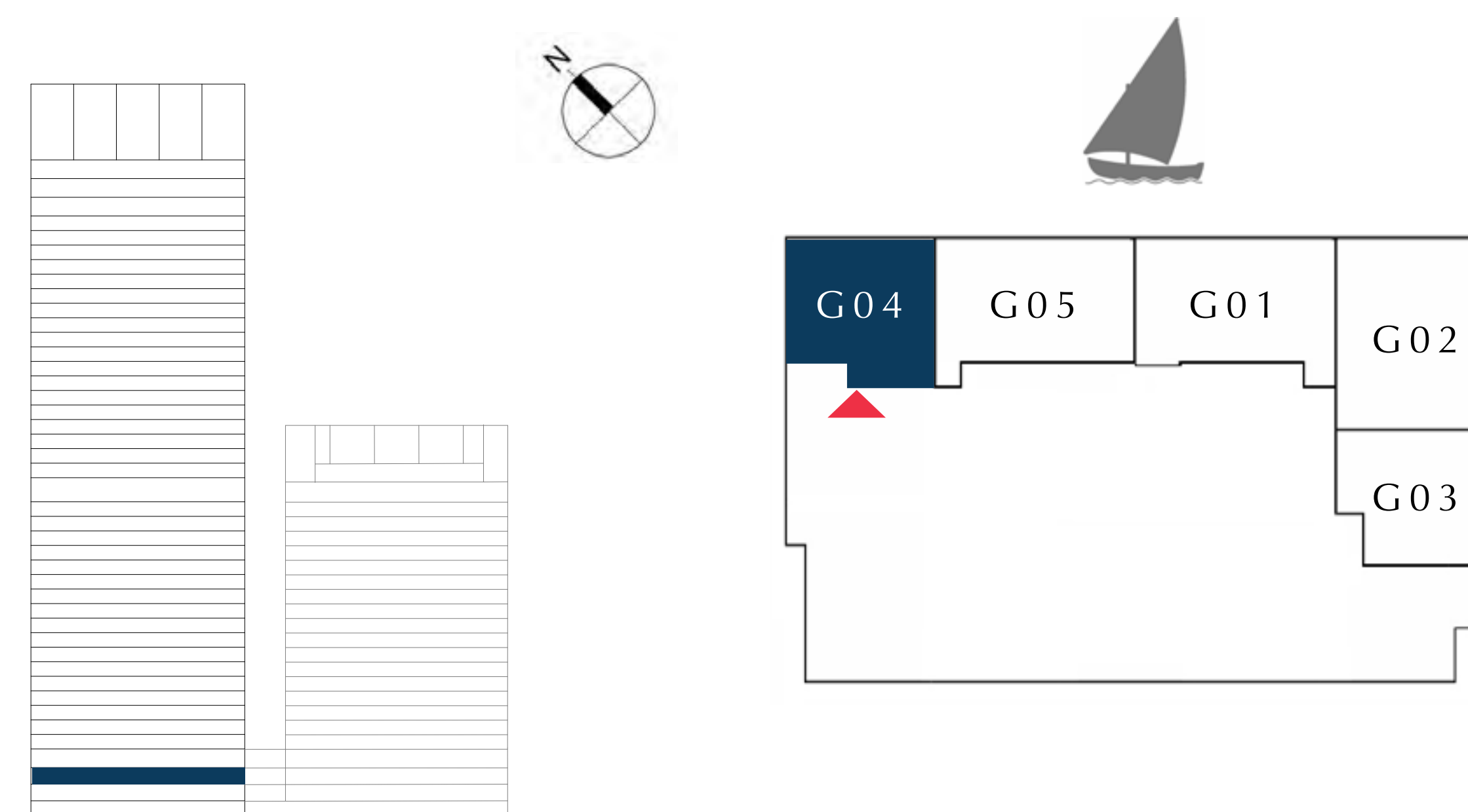
CREEK EDGE

TOWER 1

1 BEDROOM

UNIT G04 | GROUND LEVEL

| | | |
|--------------|---------------|-------------|
| SUITE AREA | 673.07 SQ.FT. | 62.53 SQ.M. |
| BALCONY AREA | 150.69 SQ.FT. | 14.00 SQ.M. |
| TOTAL AREA | 823.76 SQ.FT. | 76.53 SQ.M. |



FLOOR PLAN 1. All dimensions are in imperial and metric, and measured from finish to finish excluding construction tolerances. 2. All materials, dimensions, and drawings are approximate only. 3. Information is subject to change without notice, at developer's absolute discretion. 4. Actual area may vary from the stated area. 5. Drawings not to scale. 6. All images used are for illustrative purposes only and do not represent the actual size, features, specifications, fittings, and furnishings. 7. The developer reserves the right to make revisions / alterations, at it's absolute discretion, without any liability whatsoever.

DUBAI CREEK HARBOUR

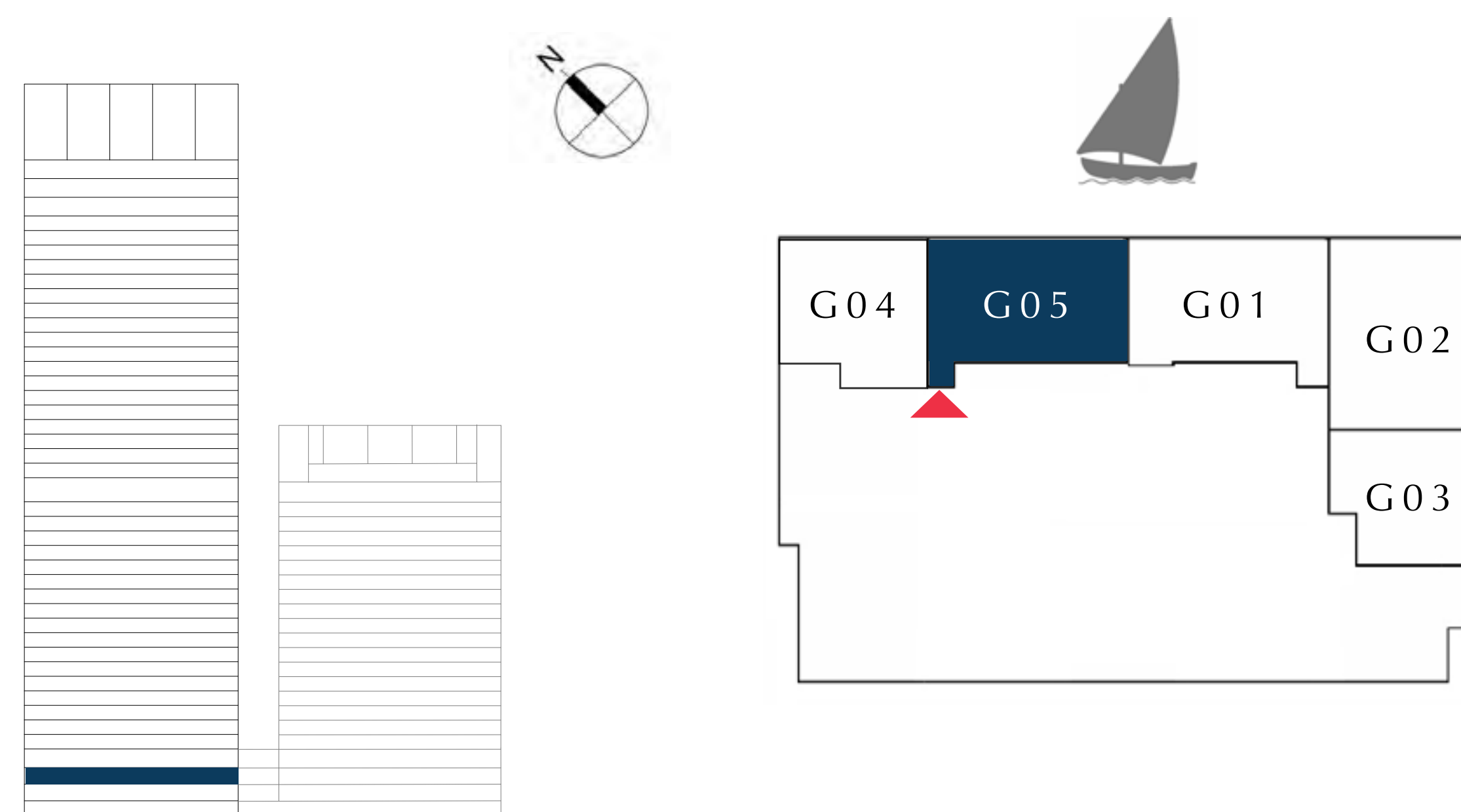
CREEK EDGE

TOWER 1

2 BEDROOM

UNIT G05 | GROUND LEVEL

| | | |
|--------------|----------------|-------------|
| SUITE AREA | 993.19 SQ.FT. | 92.27 SQ.M. |
| BALCONY AREA | 75.89 SQ.FT. | 7.05 SQ.M. |
| TOTAL AREA | 1069.08 SQ.FT. | 99.32 SQ.M. |



FLOOR PLAN 1. All dimensions are in imperial and metric, and measured from finish to finish excluding construction tolerances. 2. All materials, dimensions, and drawings are approximate only. 3. Information is subject to change without notice, at developer's absolute discretion. 4. Actual area may vary from the stated area. 5. Drawings not to scale. 6. All images used are for illustrative purposes only and do not represent the actual size, features, specifications, fittings, and furnishings. 7. The developer reserves the right to make revisions / alterations, at it's absolute discretion, without any liability whatsoever.

TOWER 1

LEVEL 1

EMAAR

DUBAI CREEK HARBOUR

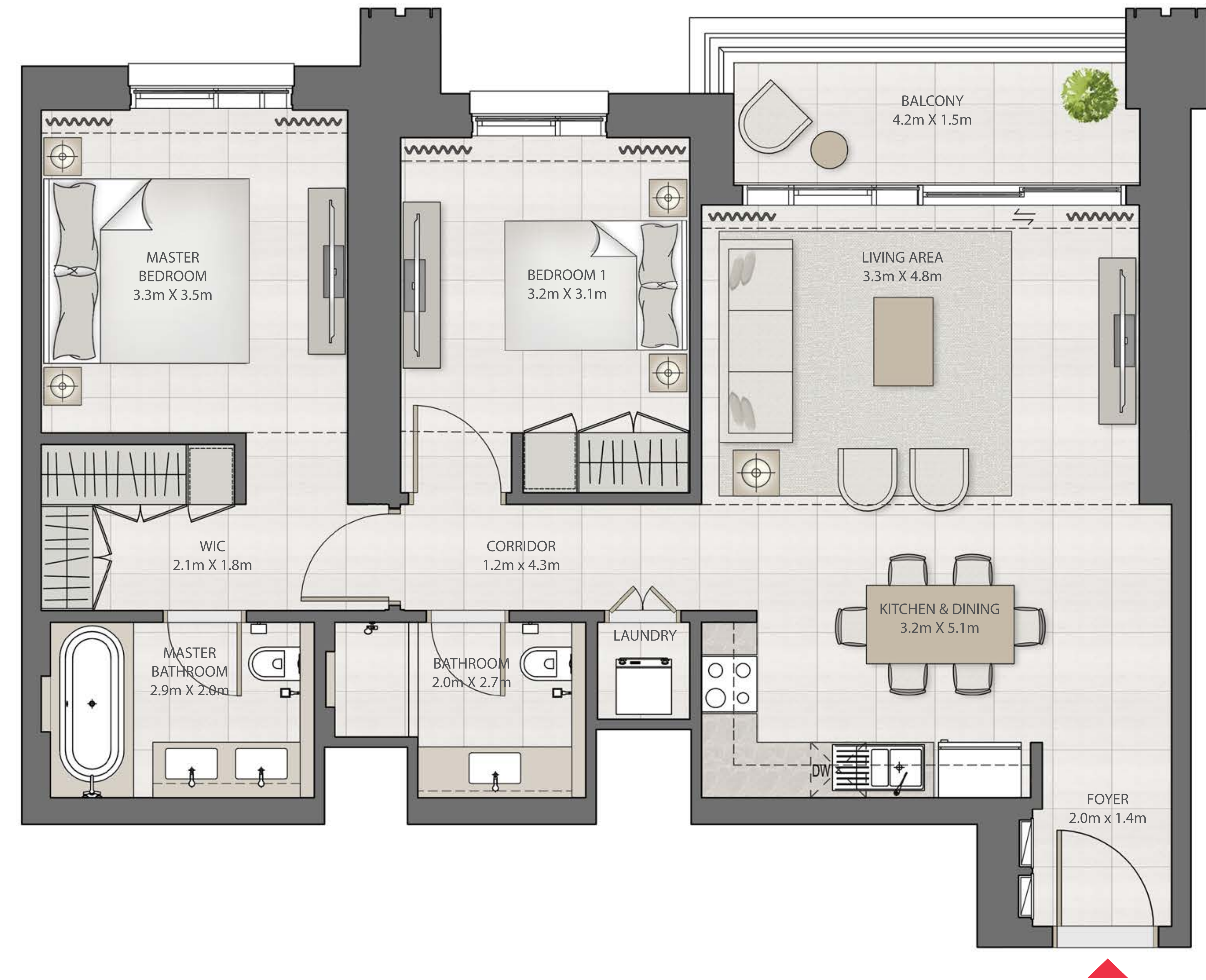
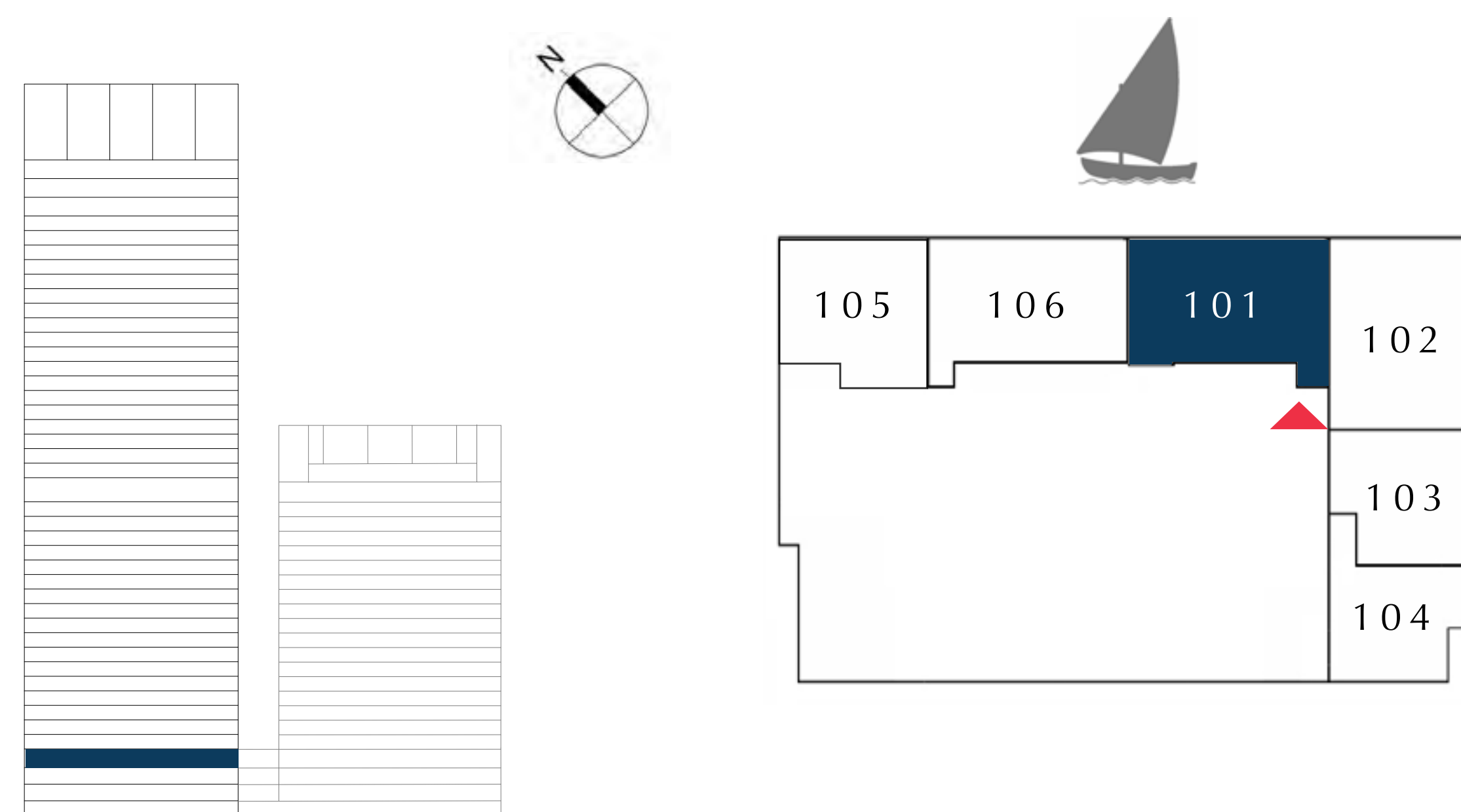
CREEK EDGE

TOWER 1

2 BEDROOM

UNIT 101 | LEVEL 1

| | | |
|--------------|----------------|--------------|
| SUITE AREA | 1002.12 SQ.FT. | 93.10 SQ.M. |
| BALCONY AREA | 75.89 SQ.FT. | 7.05 SQ.M. |
| TOTAL AREA | 1078.01 SQ.FT. | 100.15 SQ.M. |



FLOOR PLAN 1. All dimensions are in imperial and metric, and measured from finish to finish excluding construction tolerances. 2. All materials, dimensions, and drawings are approximate only. 3. Information is subject to change without notice, at developer's absolute discretion. 4. Actual area may vary from the stated area. 5. Drawings not to scale. 6. All images used are for illustrative purposes only and do not represent the actual size, features, specifications, fittings, and furnishings. 7. The developer reserves the right to make revisions / alterations, at it's absolute discretion, without any liability whatsoever.

DUBAI CREEK HARBOUR

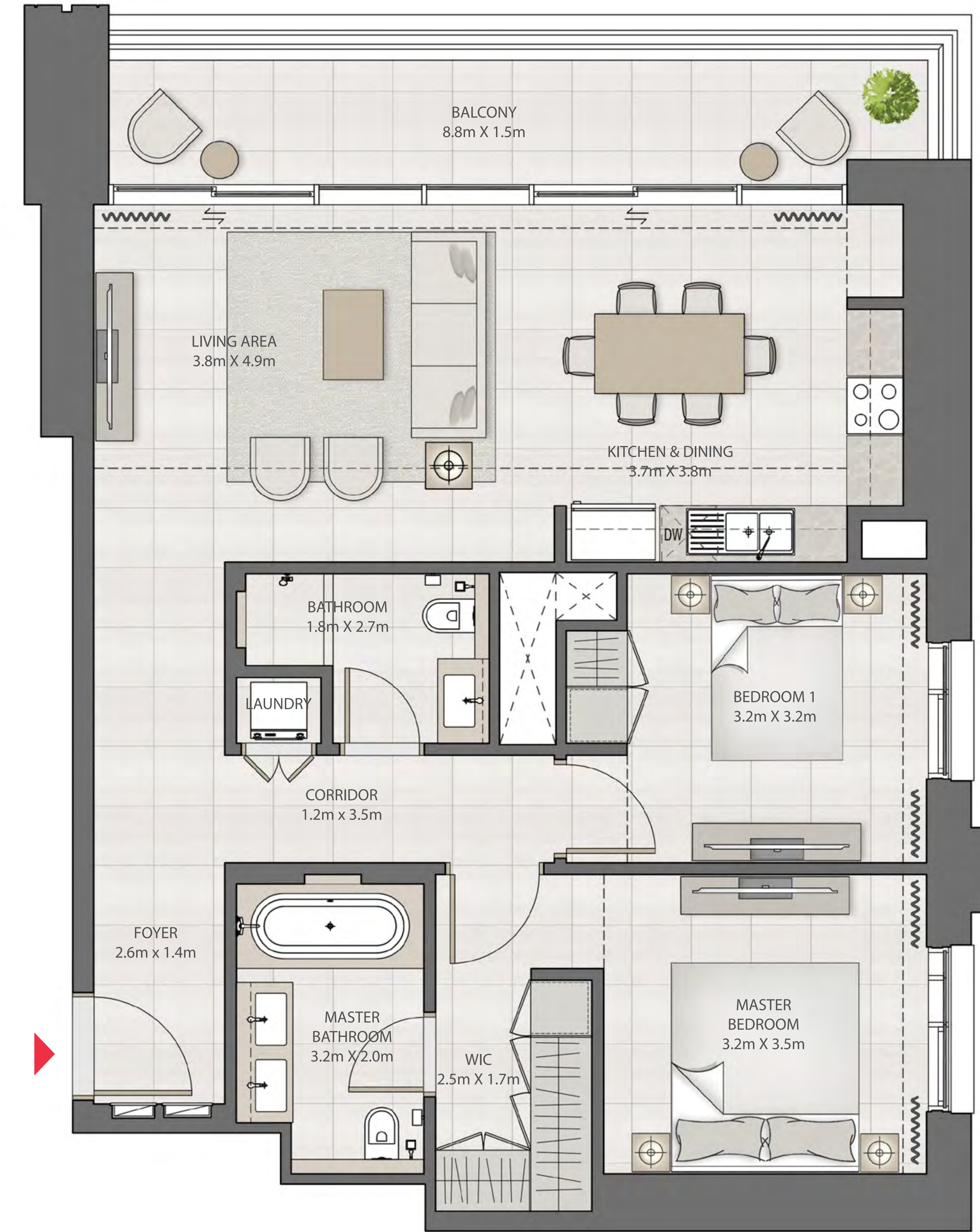
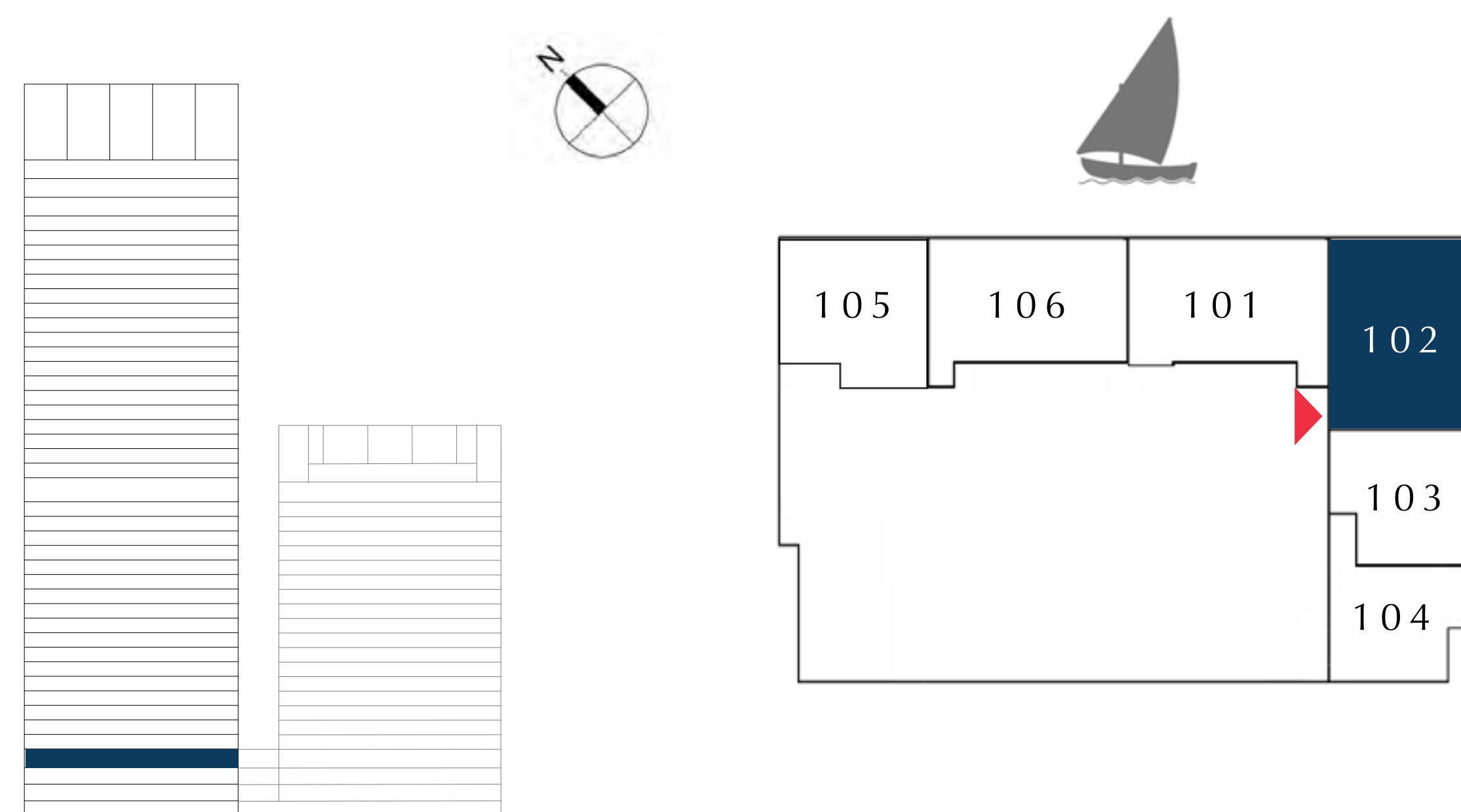
CREEK EDGE

TOWER 1

2 BEDROOM

UNIT 102 | LEVEL 1

| | | |
|--------------|----------------|--------------|
| SUITE AREA | 1035.81 SQ.FT. | 96.23 SQ.M. |
| BALCONY AREA | 148.11 SQ.FT. | 13.76 SQ.M. |
| TOTAL AREA | 1183.92 SQ.FT. | 109.99 SQ.M. |



FLOOR PLAN 1. All dimensions are in imperial and metric, and measured from finish to finish excluding construction tolerances. 2. All materials, dimensions, and drawings are approximate only. 3. Information is subject to change without notice, at developer's absolute discretion. 4. Actual area may vary from the stated area. 5. Drawings not to scale. 6. All images used are for illustrative purposes only and do not represent the actual size, features, specifications, fittings, and furnishings. 7. The developer reserves the right to make revisions / alterations, at it's absolute discretion, without any liability whatsoever.

DUBAI CREEK HARBOUR

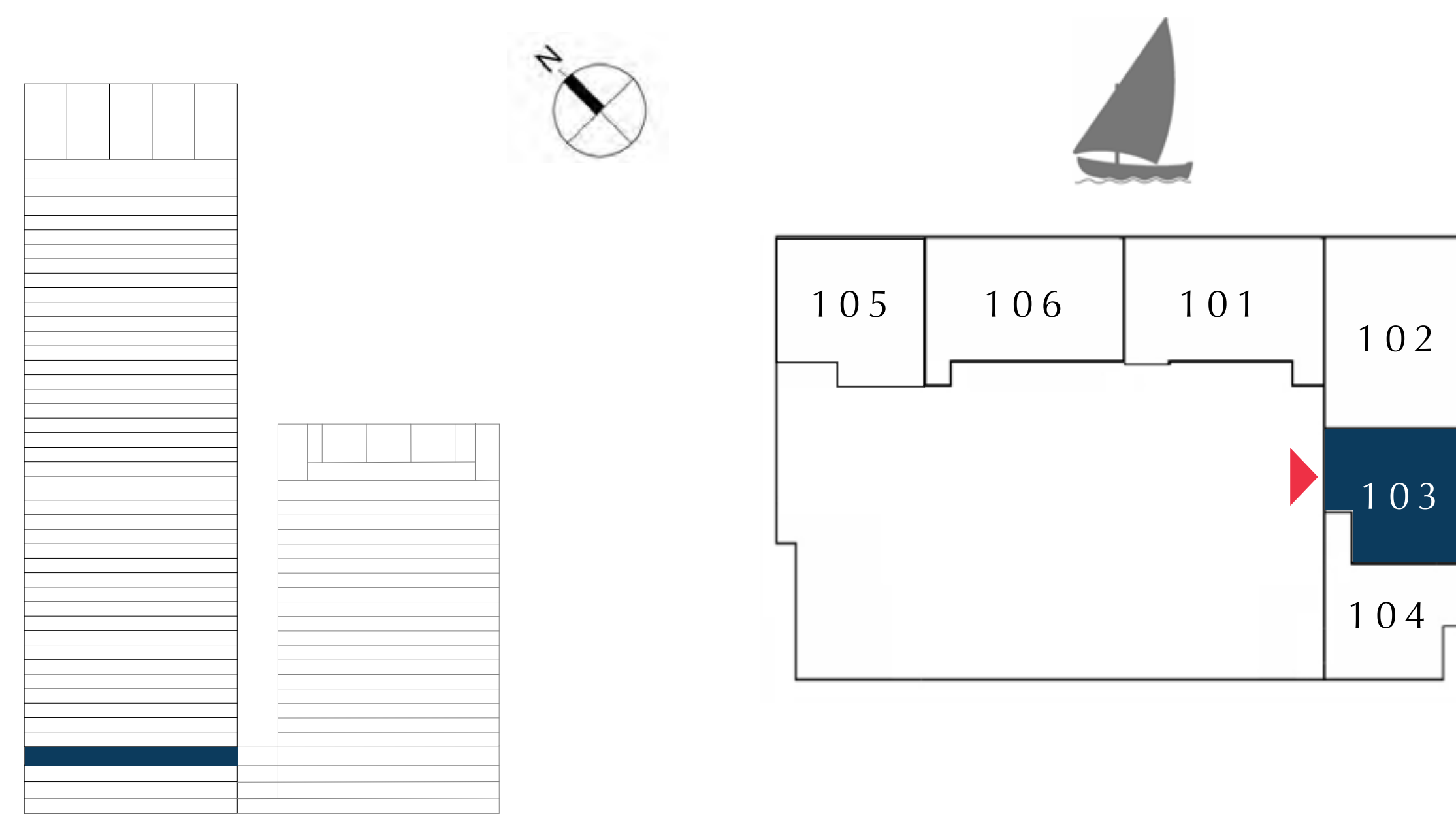
CREEK EDGE

TOWER 1

1 BEDROOM

UNIT 103 | LEVEL 1

| | | |
|--------------|---------------|-------------|
| SUITE AREA | 650.03 SQ.FT. | 60.39 SQ.M. |
| BALCONY AREA | 70.29 SQ.FT. | 6.53 SQ.M. |
| TOTAL AREA | 720.32 SQ.FT. | 66.92 SQ.M. |



FLOOR PLAN 1. All dimensions are in imperial and metric, and measured from finish to finish excluding construction tolerances. 2. All materials, dimensions, and drawings are approximate only. 3. Information is subject to change without notice, at developer's absolute discretion. 4. Actual area may vary from the stated area. 5. Drawings not to scale. 6. All images used are for illustrative purposes only and do not represent the actual size, features, specifications, fittings, and furnishings. 7. The developer reserves the right to make revisions / alterations, at it's absolute discretion, without any liability whatsoever.

DUBAI CREEK HARBOUR

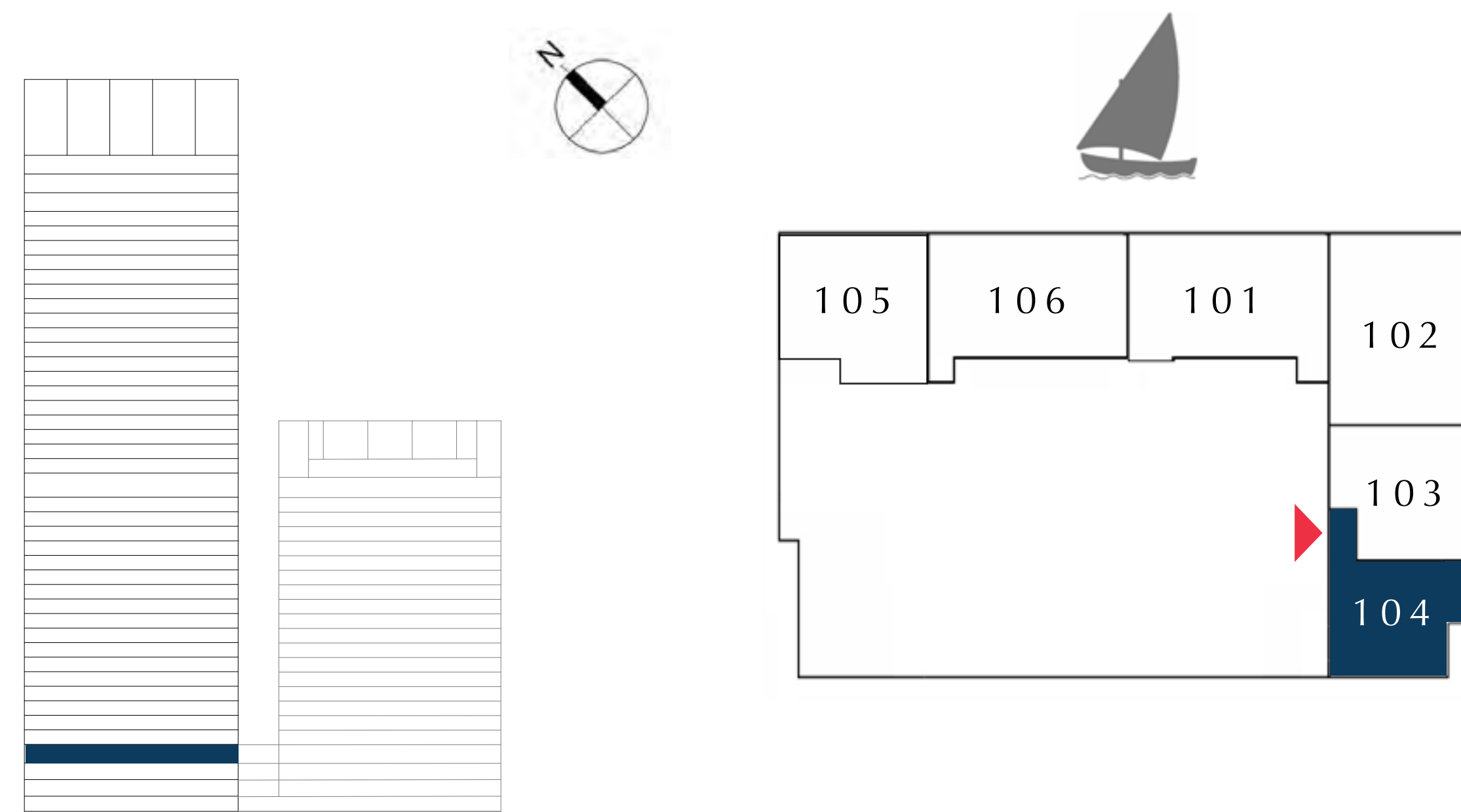
CREEK EDGE

TOWER 1

1 BEDROOM

UNIT 104 | LEVEL 1

| | | |
|--------------|---------------|-------------|
| SUITE AREA | 739.05 SQ.FT. | 68.66 SQ.M. |
| BALCONY AREA | 73.30 SQ.FT. | 6.81 SQ.M. |
| TOTAL AREA | 812.35 SQ.FT. | 75.47 SQ.M. |



FLOOR PLAN 1. All dimensions are in imperial and metric, and measured from finish to finish excluding construction tolerances. 2. All materials, dimensions, and drawings are approximate only. 3. Information is subject to change without notice, at developer's absolute discretion. 4. Actual area may vary from the stated area. 5. Drawings not to scale. 6. All images used are for illustrative purposes only and do not represent the actual size, features, specifications, fittings, and furnishings. 7. The developer reserves the right to make revisions / alterations, at it's absolute discretion, without any liability whatsoever.

DUBAI CREEK HARBOUR

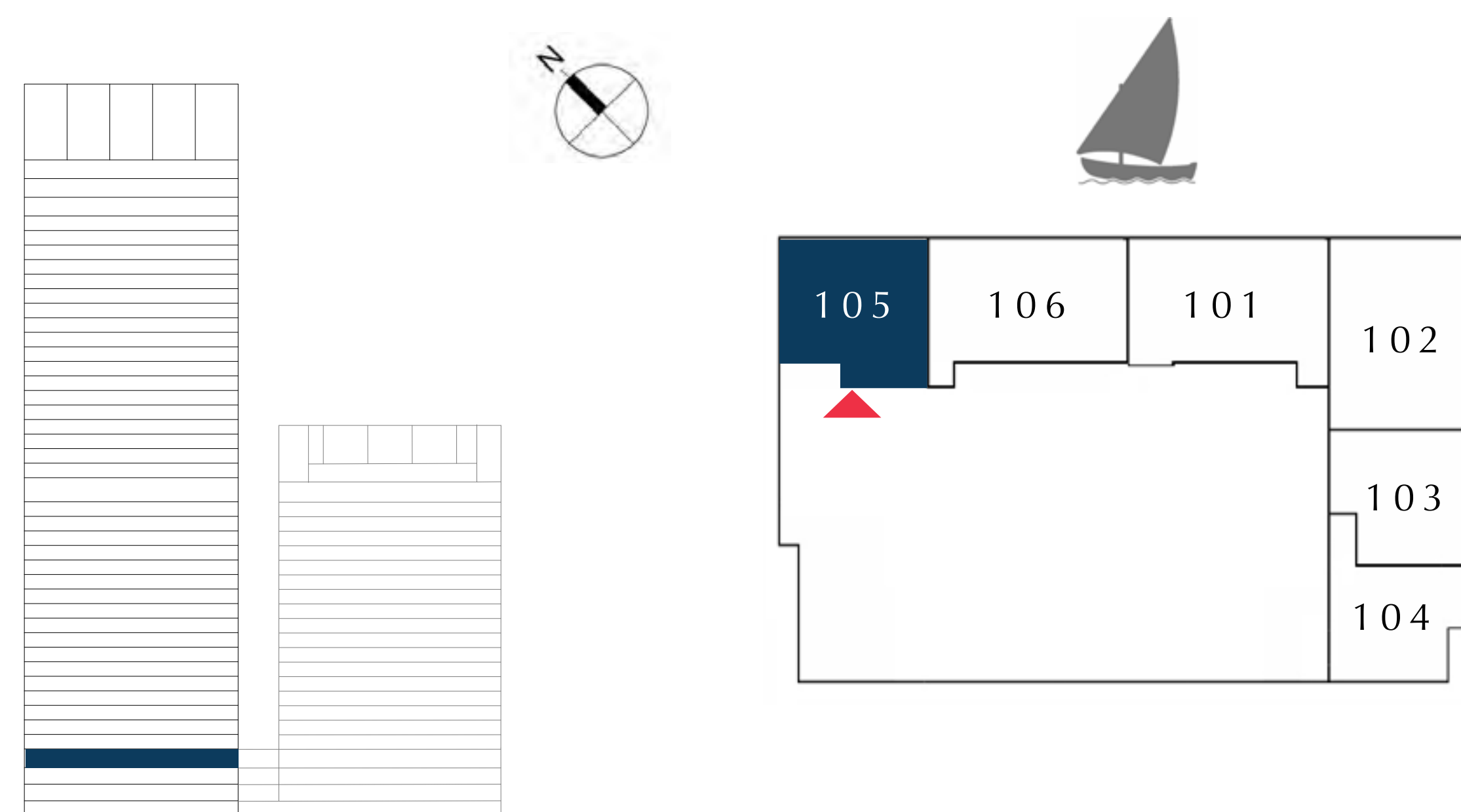
CREEK EDGE

TOWER 1

1 BEDROOM

UNIT 105 | LEVEL 1

| | | |
|--------------|---------------|-------------|
| SUITE AREA | 673.07 SQ.FT. | 62.53 SQ.M. |
| BALCONY AREA | 150.69 SQ.FT. | 14.00 SQ.M. |
| TOTAL AREA | 823.76 SQ.FT. | 76.53 SQ.M. |



FLOOR PLAN 1. All dimensions are in imperial and metric, and measured from finish to finish excluding construction tolerances. 2. All materials, dimensions, and drawings are approximate only. 3. Information is subject to change without notice, at developer's absolute discretion. 4. Actual area may vary from the stated area. 5. Drawings not to scale. 6. All images used are for illustrative purposes only and do not represent the actual size, features, specifications, fittings, and furnishings. 7. The developer reserves the right to make revisions / alterations, at it's absolute discretion, without any liability whatsoever.

DUBAI CREEK HARBOUR

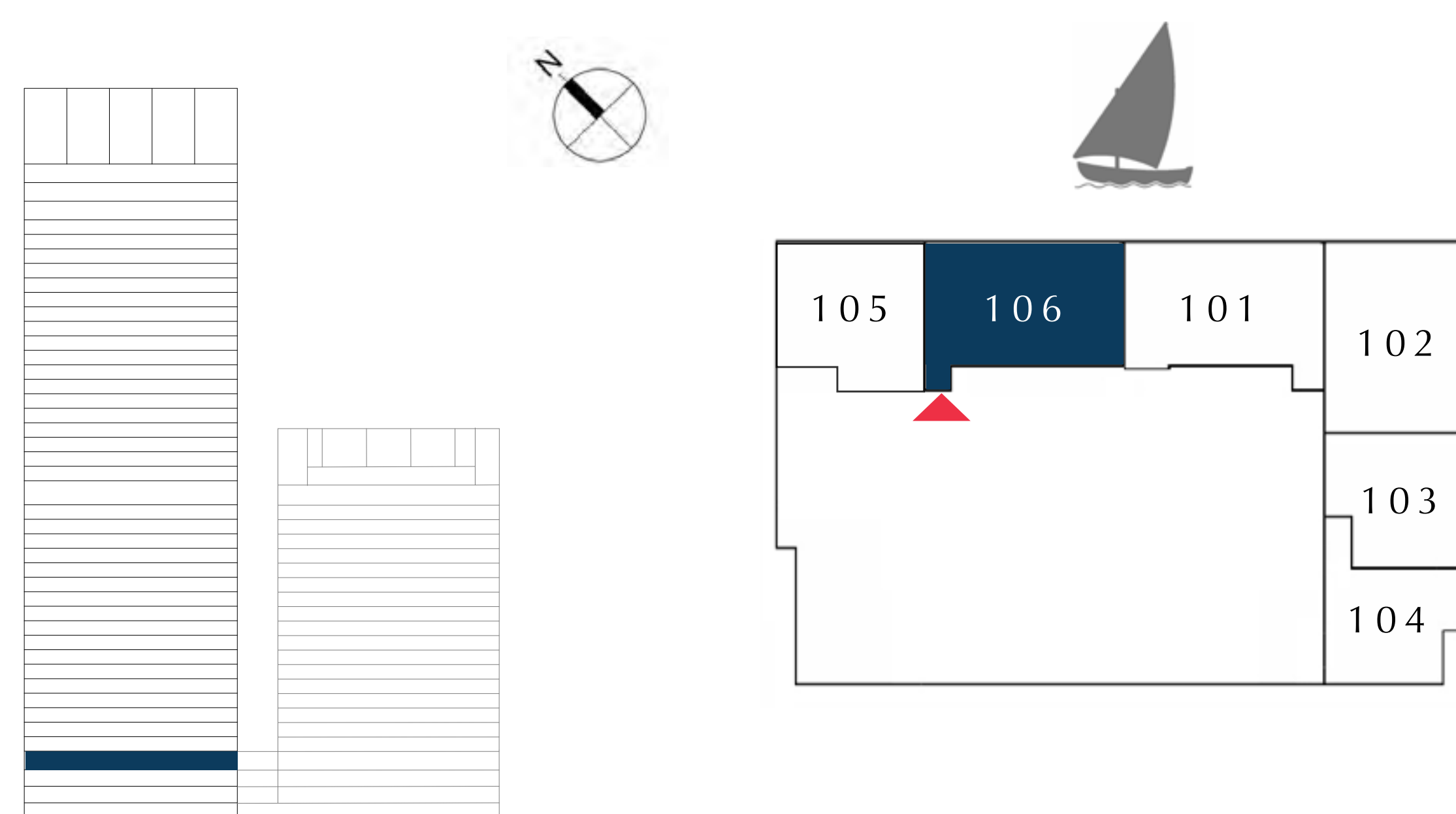
CREEK EDGE

TOWER 1

2 BEDROOM

UNIT 106 | LEVEL 1

| | | |
|--------------|----------------|-------------|
| SUITE AREA | 993.19 SQ.FT. | 92.27 SQ.M. |
| BALCONY AREA | 75.89 SQ.FT. | 7.05 SQ.M. |
| TOTAL AREA | 1069.08 SQ.FT. | 99.32 SQ.M. |



FLOOR PLAN 1. All dimensions are in imperial and metric, and measured from finish to finish excluding construction tolerances. 2. All materials, dimensions, and drawings are approximate only. 3. Information is subject to change without notice, at developer's absolute discretion. 4. Actual area may vary from the stated area. 5. Drawings not to scale. 6. All images used are for illustrative purposes only and do not represent the actual size, features, specifications, fittings, and furnishings. 7. The developer reserves the right to make revisions / alterations, at it's absolute discretion, without any liability whatsoever.

TOWER 1

LEVEL 2

EMAAR

DUBAI CREEK HARBOUR

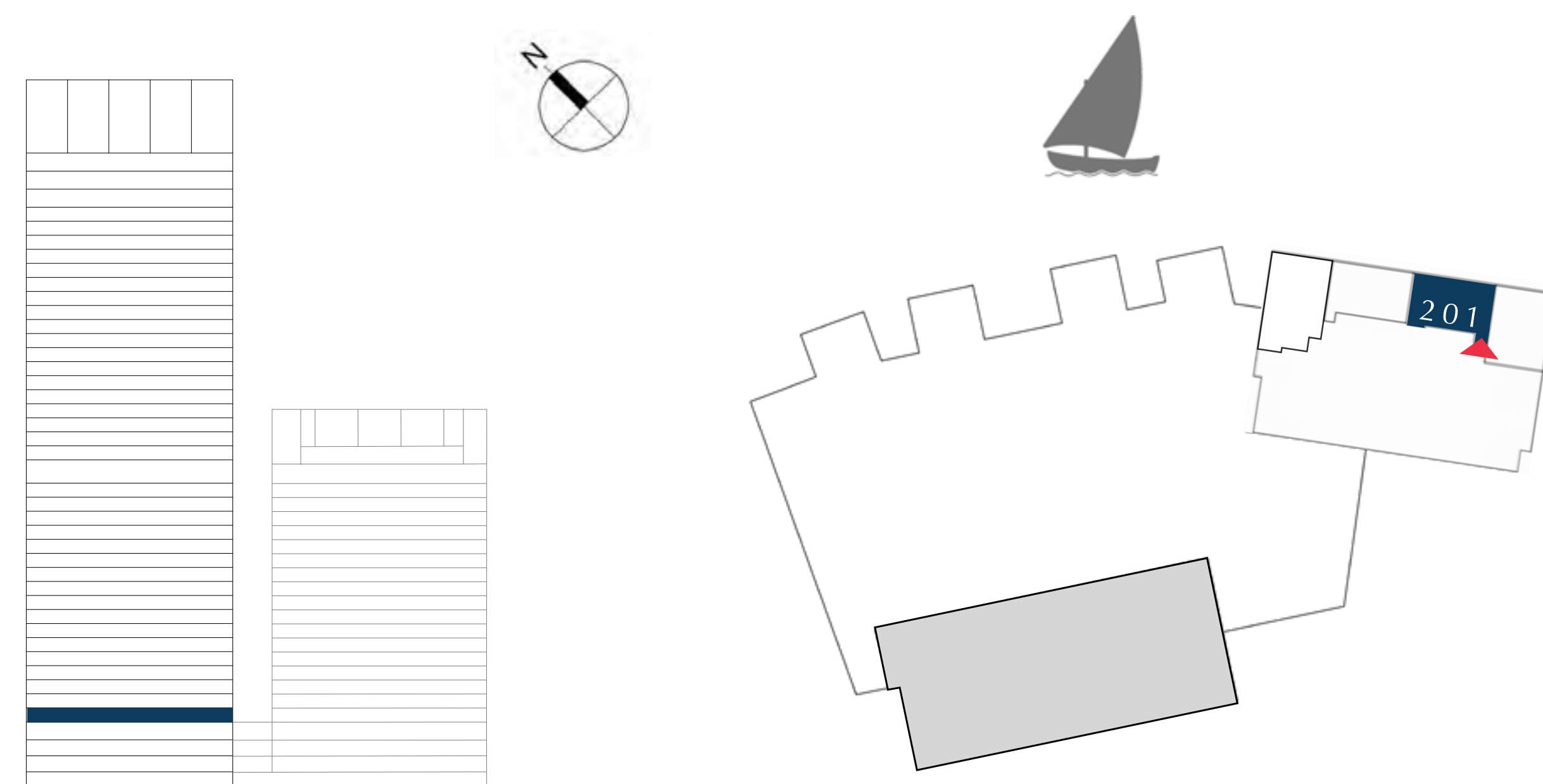
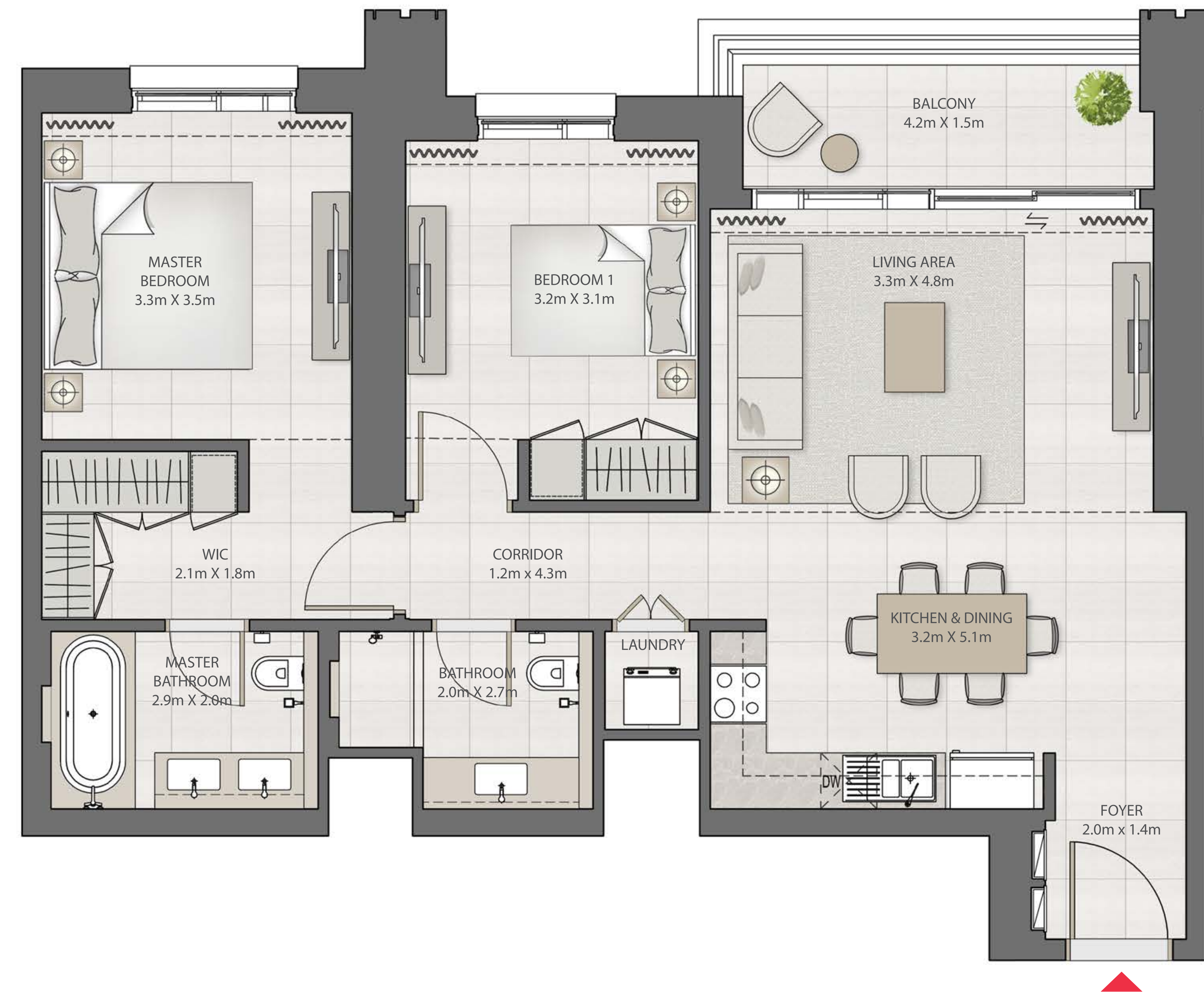
CREEK EDGE

TOWER 1

2 BEDROOM

UNIT 201 | LEVEL 2

| | | |
|--------------|----------------|--------------|
| SUITE AREA | 1002.12 SQ.FT. | 93.10 SQ.M. |
| BALCONY AREA | 75.89 SQ.FT. | 7.05 SQ.M. |
| TOTAL AREA | 1078.01 SQ.FT. | 100.15 SQ.M. |



FLOOR PLAN 1. All dimensions are in imperial and metric, and measured from finish to finish excluding construction tolerances. 2. All materials, dimensions, and drawings are approximate only. 3. Information is subject to change without notice, at developer's absolute discretion. 4. Actual area may vary from the stated area. 5. Drawings not to scale. 6. All images used are for illustrative purposes only and do not represent the actual size, features, specifications, fittings, and furnishings. 7. The developer reserves the right to make revisions / alterations, at it's absolute discretion, without any liability whatsoever.

DUBAI CREEK HARBOUR

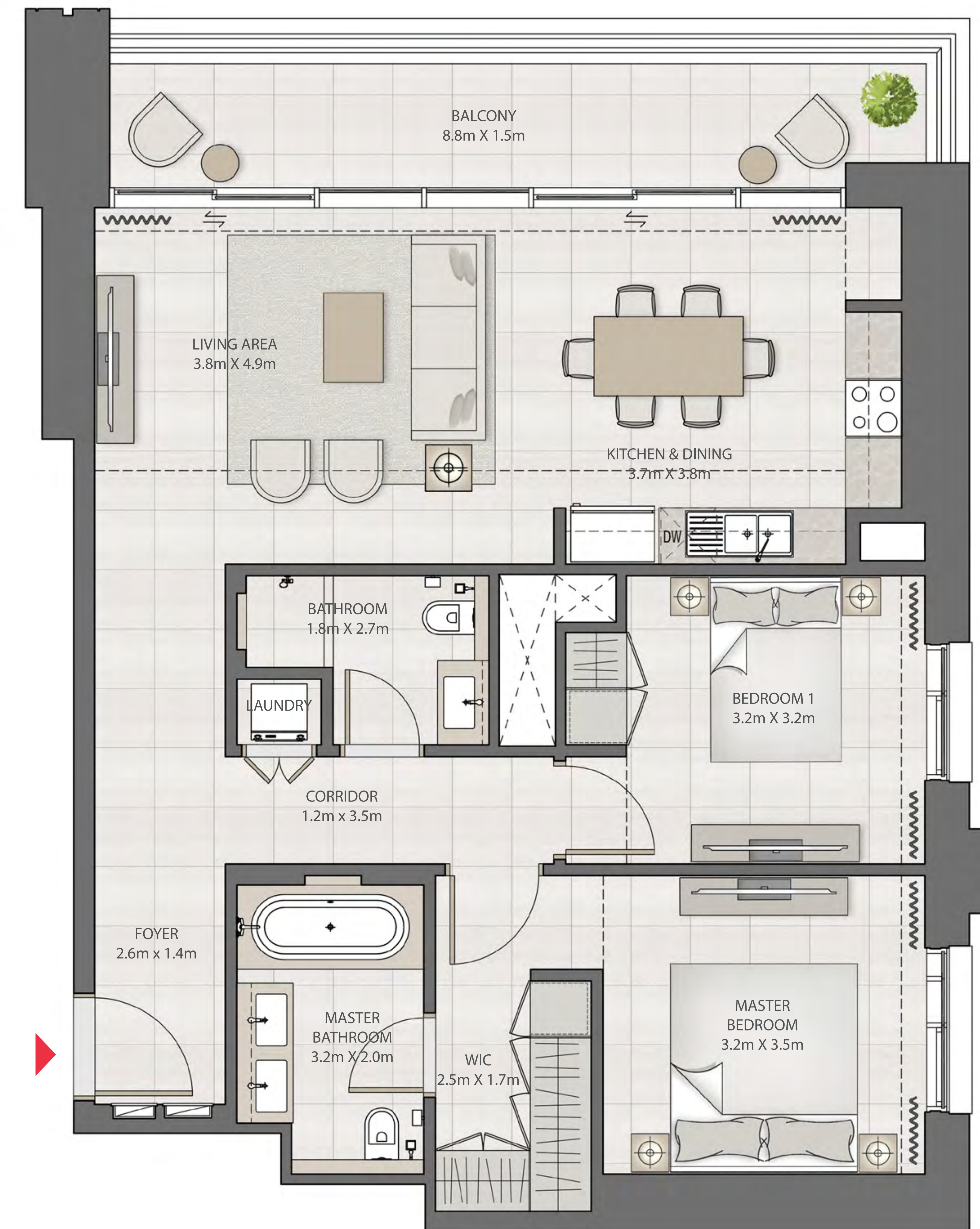
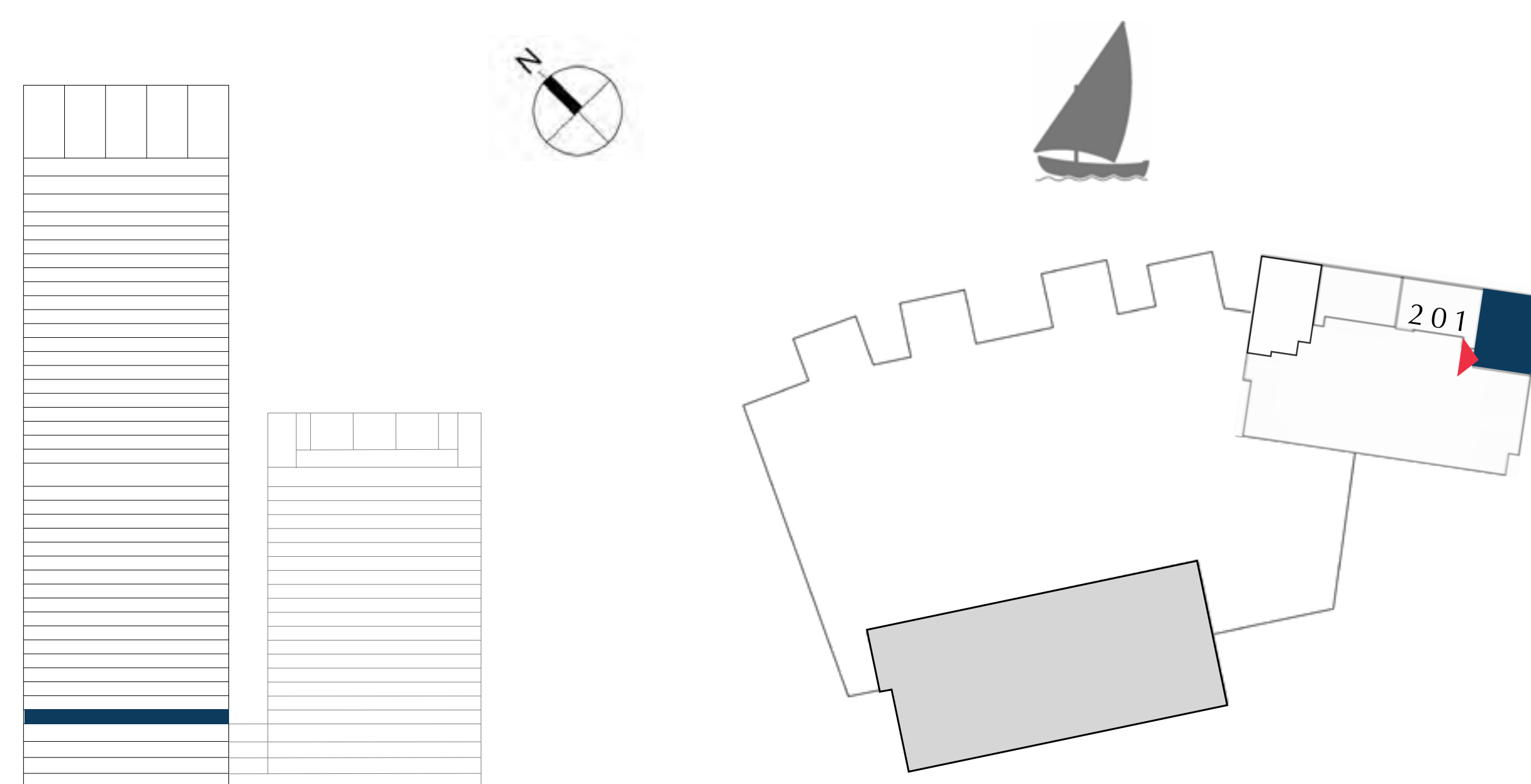
CREEK EDGE

TOWER 1

2 BEDROOM

UNIT 202 | LEVEL 2

| | | |
|--------------|----------------|--------------|
| SUITE AREA | 1031.83 SQ.FT. | 95.86 SQ.M. |
| BALCONY AREA | 148.11 SQ.FT. | 13.76 SQ.M. |
| TOTAL AREA | 1179.94 SQ.FT. | 109.62 SQ.M. |



FLOOR PLAN 1. All dimensions are in imperial and metric, and measured from finish to finish excluding construction tolerances. 2. All materials, dimensions, and drawings are approximate only. 3. Information is subject to change without notice, at developer's absolute discretion. 4. Actual area may vary from the stated area. 5. Drawings not to scale. 6. All images used are for illustrative purposes only and do not represent the actual size, features, specifications, fittings, and furnishings. 7. The developer reserves the right to make revisions / alterations, at it's absolute discretion, without any liability whatsoever.

DUBAI CREEK HARBOUR

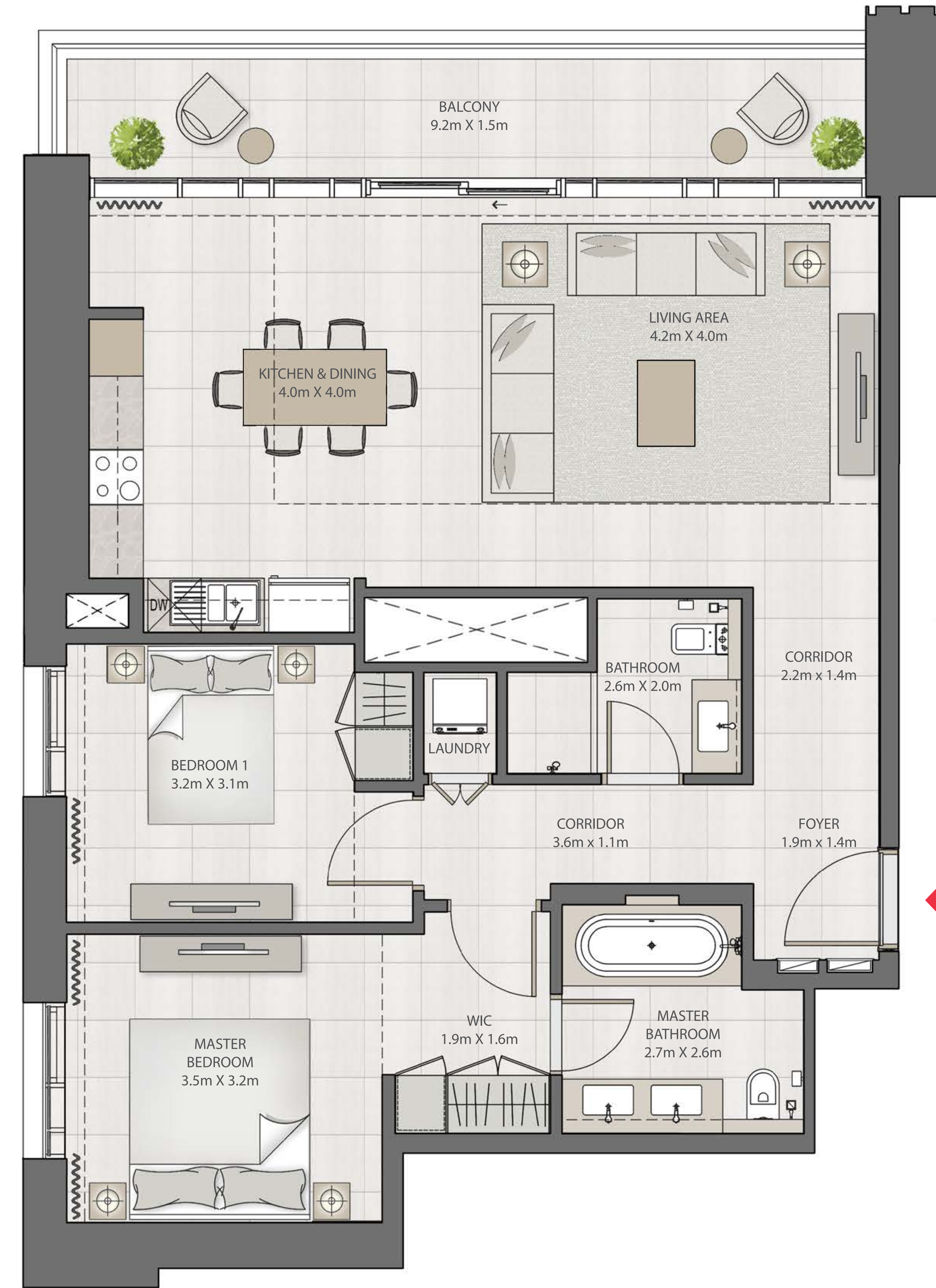
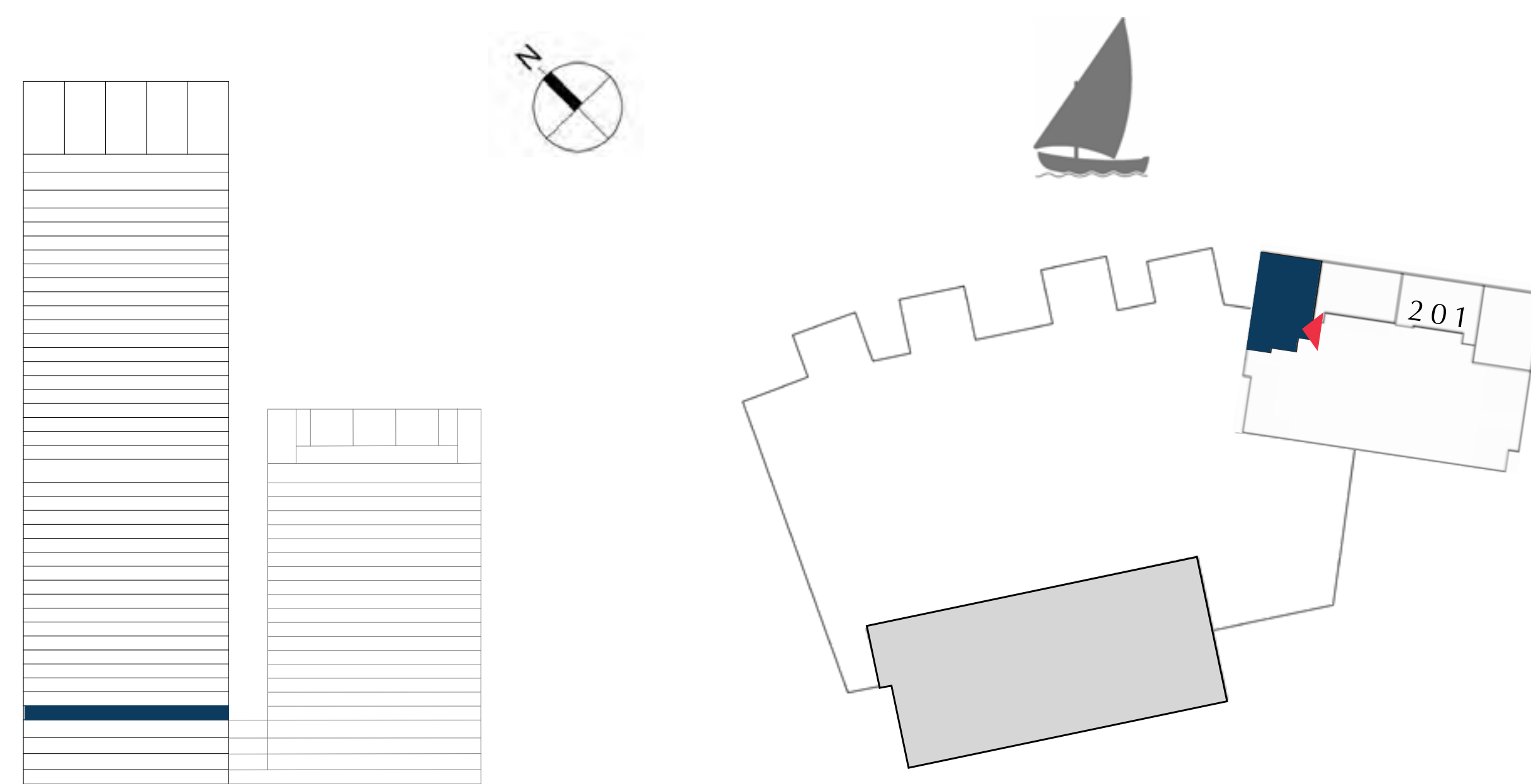
CREEK EDGE

TOWER 1

2 BEDROOM

UNIT 203 | LEVEL 2

| | | |
|--------------|----------------|--------------|
| SUITE AREA | 1078.65 SQ.FT. | 100.21 SQ.M. |
| BALCONY AREA | 150.05 SQ.FT. | 13.94 SQ.M. |
| TOTAL AREA | 1228.70 SQ.FT. | 114.15 SQ.M. |



FLOOR PLAN 1. All dimensions are in imperial and metric, and measured from finish to finish excluding construction tolerances. 2. All materials, dimensions, and drawings are approximate only. 3. Information is subject to change without notice, at developer's absolute discretion. 4. Actual area may vary from the stated area. 5. Drawings not to scale. 6. All images used are for illustrative purposes only and do not represent the actual size, features, specifications, fittings, and furnishings. 7. The developer reserves the right to make revisions / alterations, at it's absolute discretion, without any liability whatsoever.

DUBAI CREEK HARBOUR

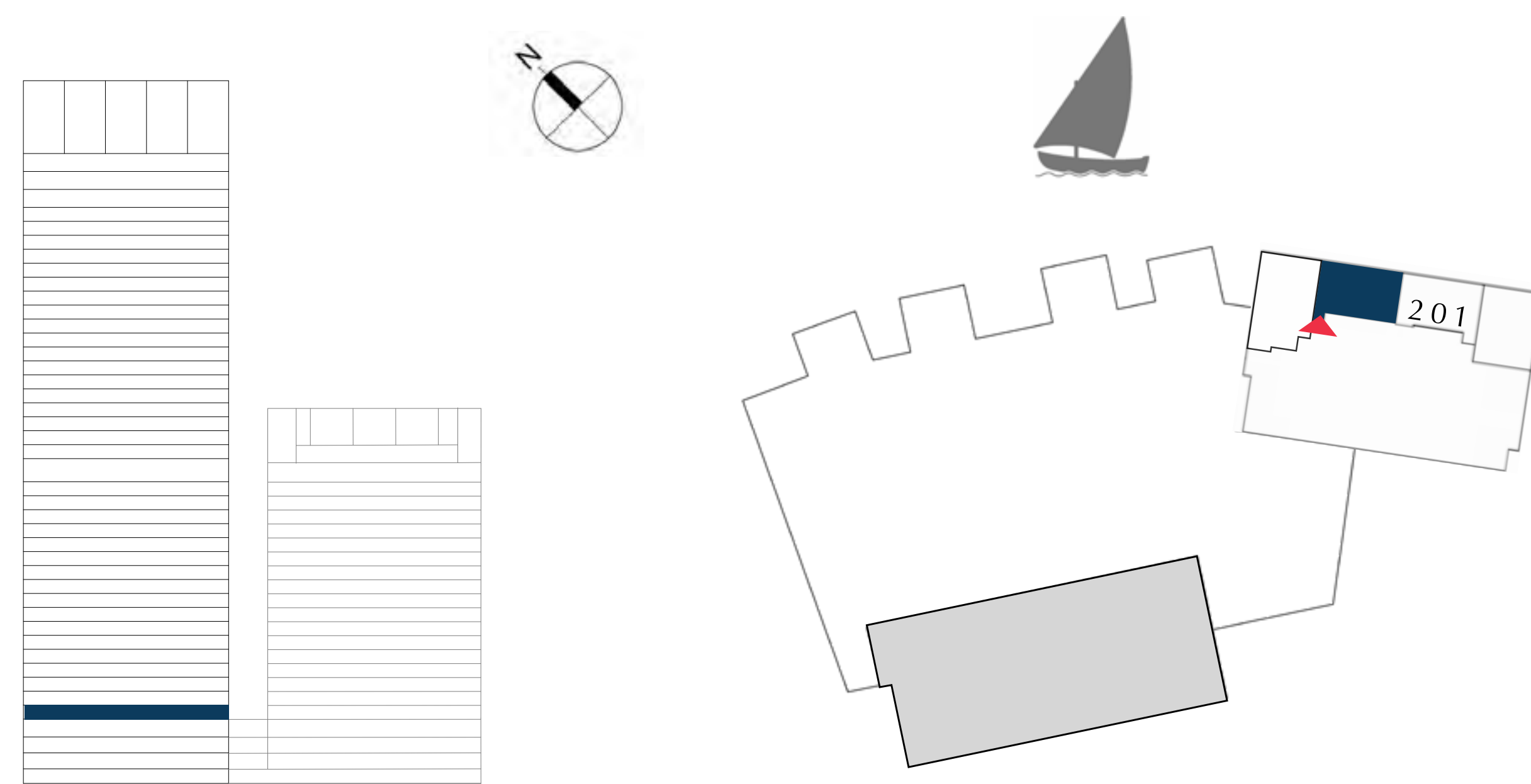
CREEK EDGE

TOWER 1

2 BEDROOM

UNIT 204 | LEVEL 2

| | | |
|--------------|----------------|-------------|
| SUITE AREA | 972.09 SQ.FT. | 90.31 SQ.M. |
| BALCONY AREA | 75.89 SQ.FT. | 7.05 SQ.M. |
| TOTAL AREA | 1047.98 SQ.FT. | 97.36 SQ.M. |



FLOOR PLAN 1. All dimensions are in imperial and metric, and measured from finish to finish excluding construction tolerances. 2. All materials, dimensions, and drawings are approximate only. 3. Information is subject to change without notice, at developer's absolute discretion. 4. Actual area may vary from the stated area. 5. Drawings not to scale. 6. All images used are for illustrative purposes only and do not represent the actual size, features, specifications, fittings, and furnishings. 7. The developer reserves the right to make revisions / alterations, at it's absolute discretion, without any liability whatsoever.

TOWER 1

TIER 1

EMAAR

DUBAI CREEK HARBOUR

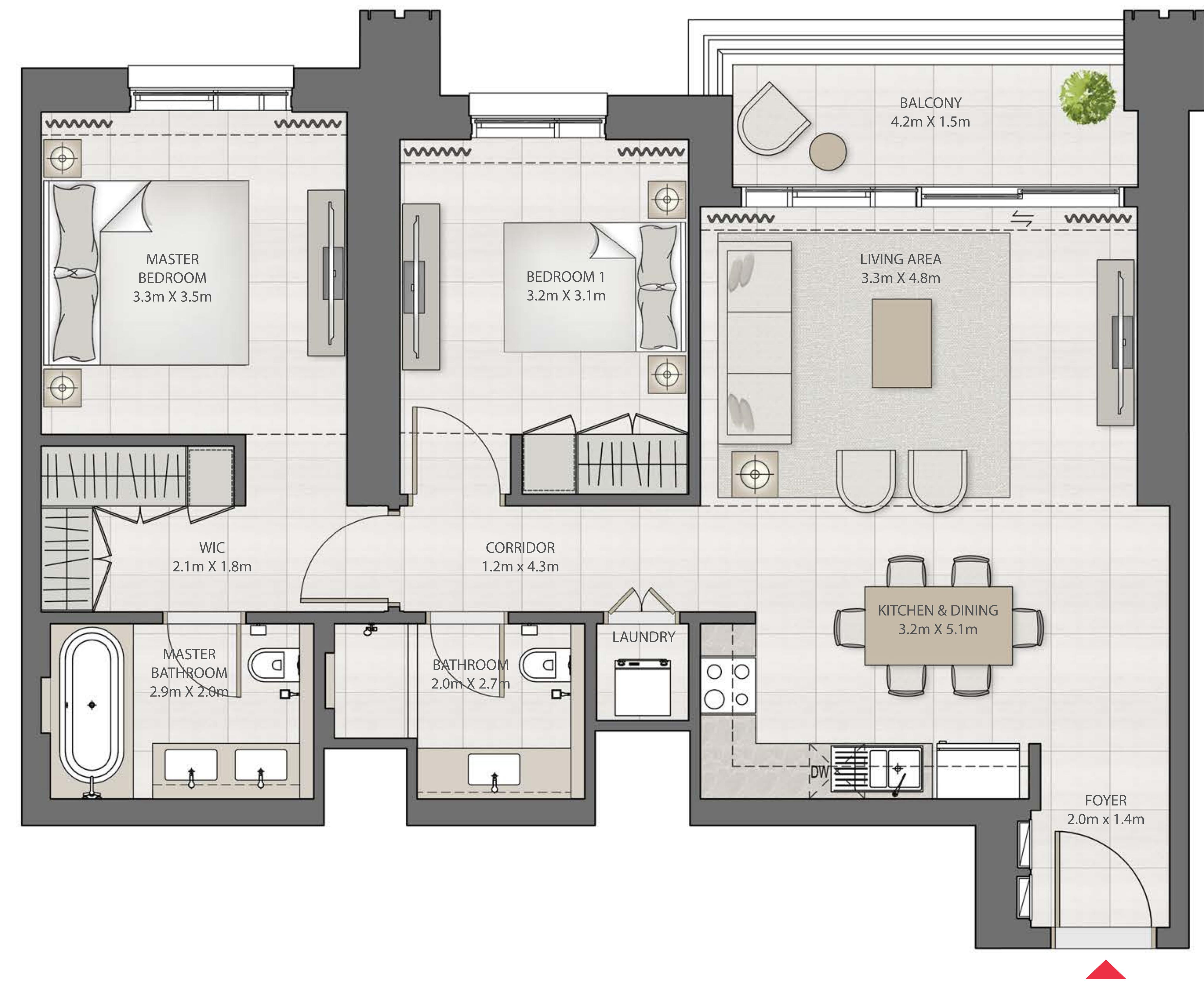
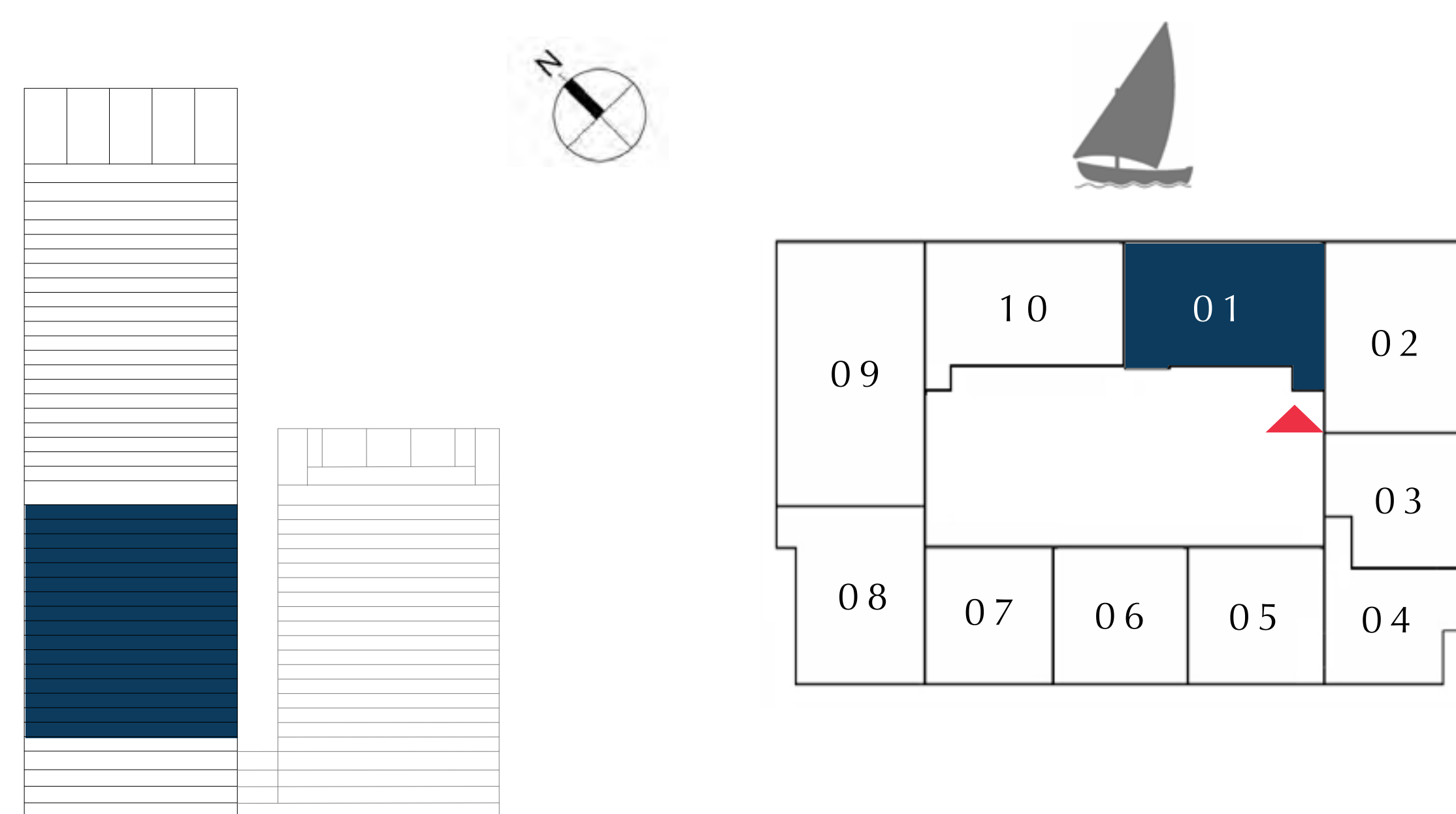
CREEK EDGE

TOWER 1

2 BEDROOM

UNIT 01 | LEVEL 3-18

| | | |
|--------------|----------------|--------------|
| SUITE AREA | 1002.12 SQ.FT. | 93.10 SQ.M. |
| BALCONY AREA | 75.89 SQ.FT. | 7.05 SQ.M. |
| TOTAL AREA | 1078.01 SQ.FT. | 100.15 SQ.M. |



FLOOR PLAN 1. All dimensions are in imperial and metric, and measured from finish to finish excluding construction tolerances. 2. All materials, dimensions, and drawings are approximate only. 3. Information is subject to change without notice, at developer's absolute discretion. 4. Actual area may vary from the stated area. 5. Drawings not to scale. 6. All images used are for illustrative purposes only and do not represent the actual size, features, specifications, fittings, and furnishings. 7. The developer reserves the right to make revisions / alterations, at it's absolute discretion, without any liability whatsoever.

DUBAI CREEK HARBOUR

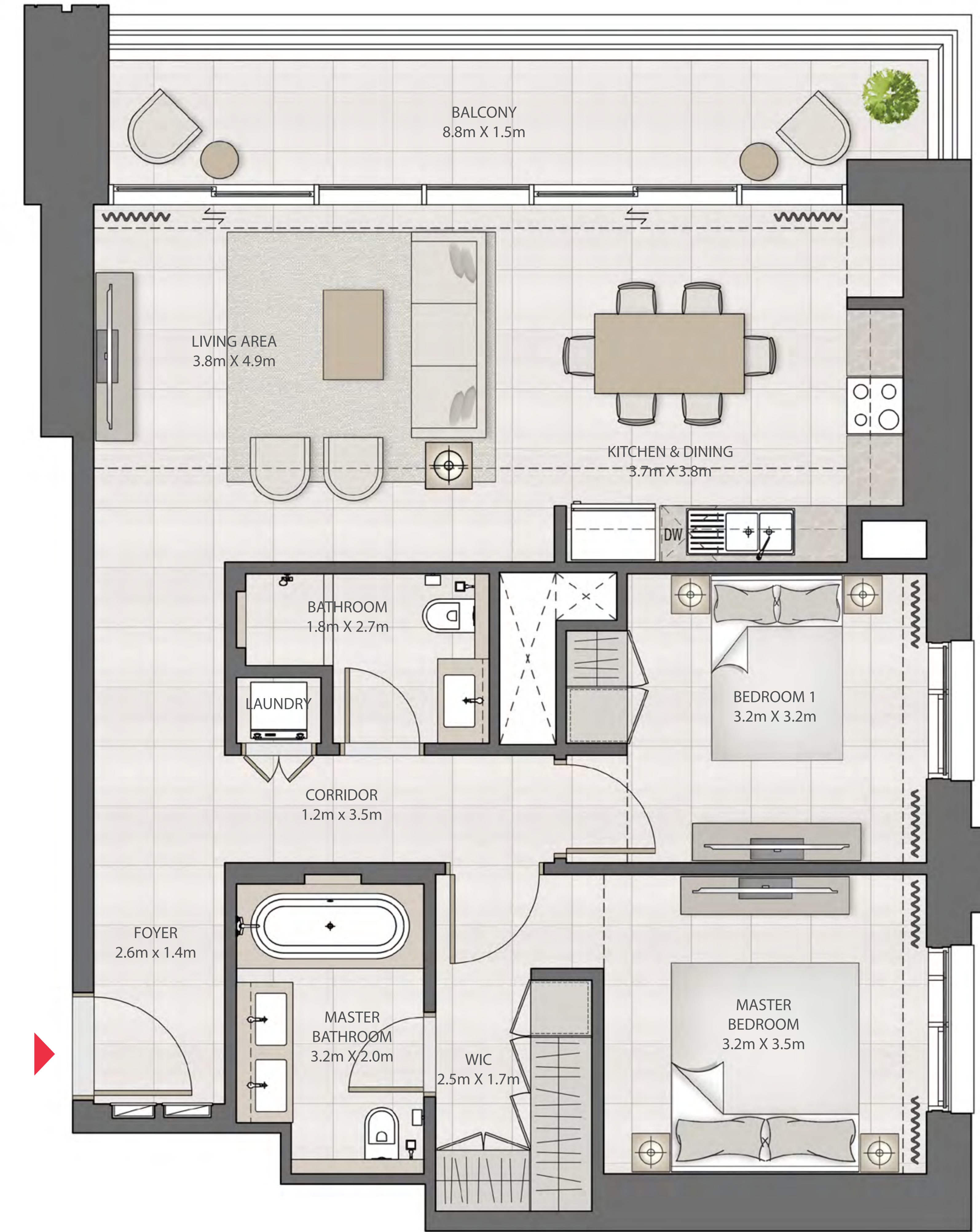
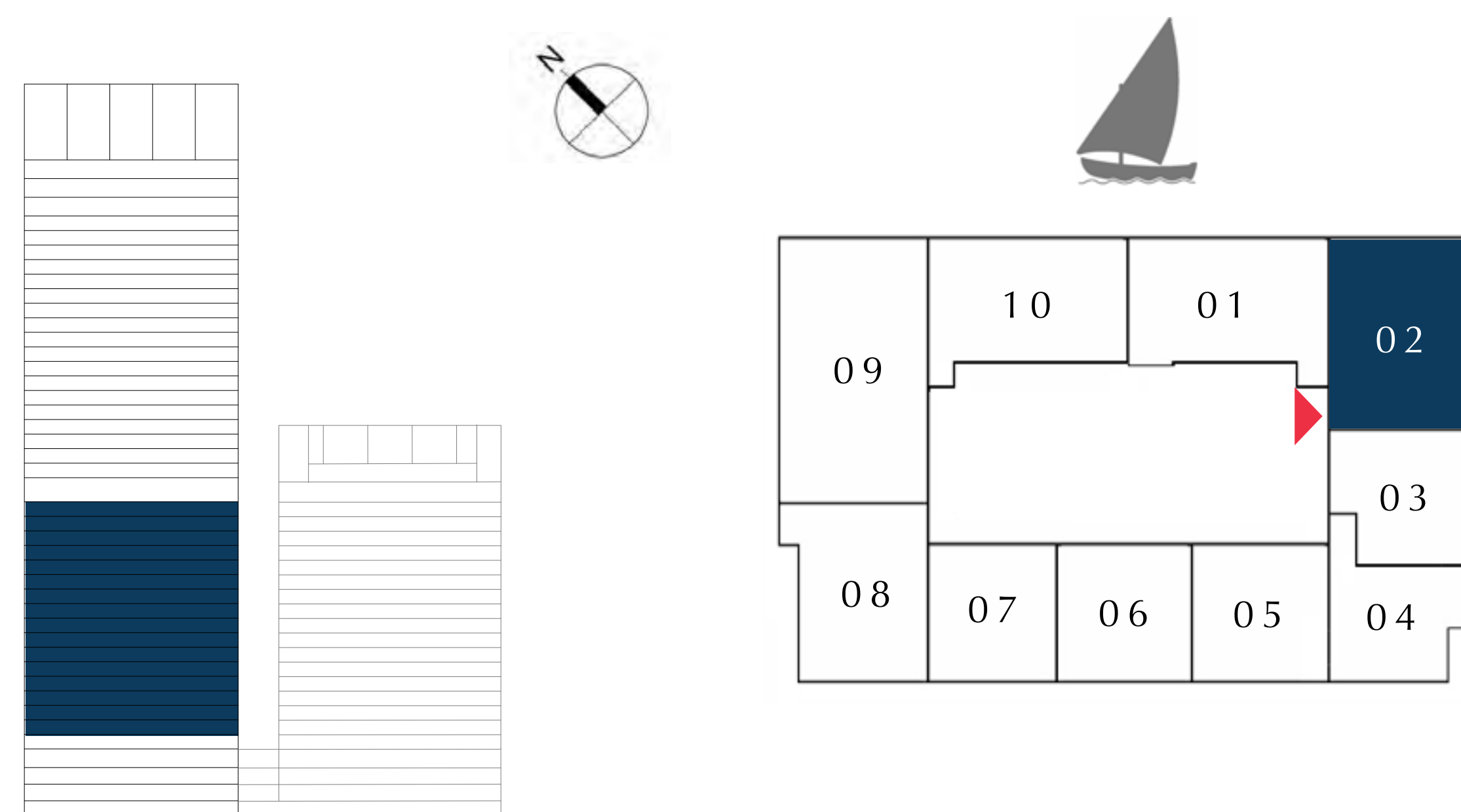
CREEK EDGE

TOWER 1

2 BEDROOM

UNIT 02 | LEVEL 3-18

| | | |
|--------------|----------------|--------------|
| SUITE AREA | 1035.81 SQ.FT. | 96.23 SQ.M. |
| BALCONY AREA | 148.11 SQ.FT. | 13.76 SQ.M. |
| TOTAL AREA | 1183.92 SQ.FT. | 109.99 SQ.M. |



FLOOR PLAN 1. All dimensions are in imperial and metric, and measured from finish to finish excluding construction tolerances. 2. All materials, dimensions, and drawings are approximate only. 3. Information is subject to change without notice, at developer's absolute discretion. 4. Actual area may vary from the stated area. 5. Drawings not to scale. 6. All images used are for illustrative purposes only and do not represent the actual size, features, specifications, fittings, and furnishings. 7. The developer reserves the right to make revisions / alterations, at it's absolute discretion, without any liability whatsoever.

DUBAI CREEK HARBOUR

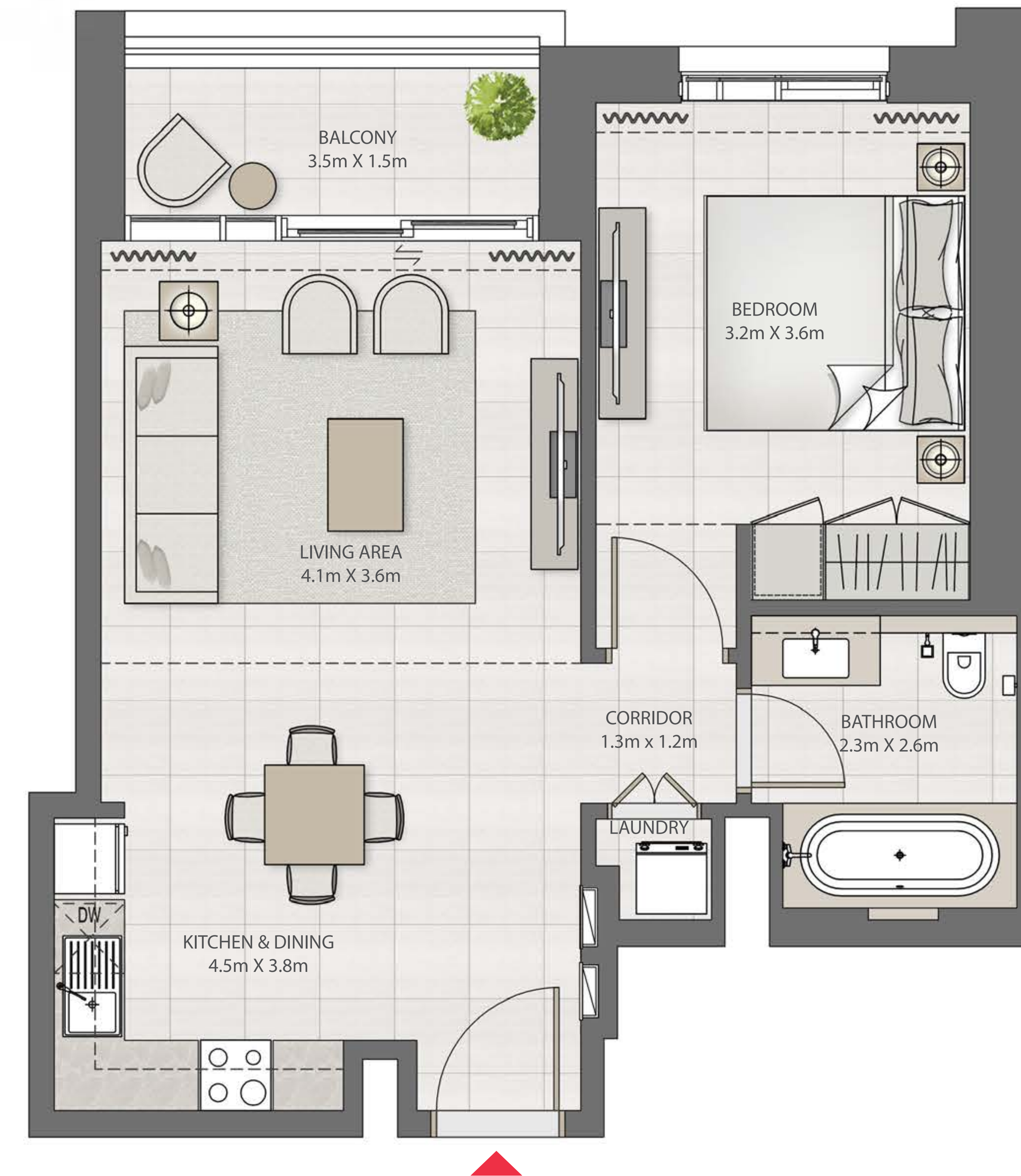
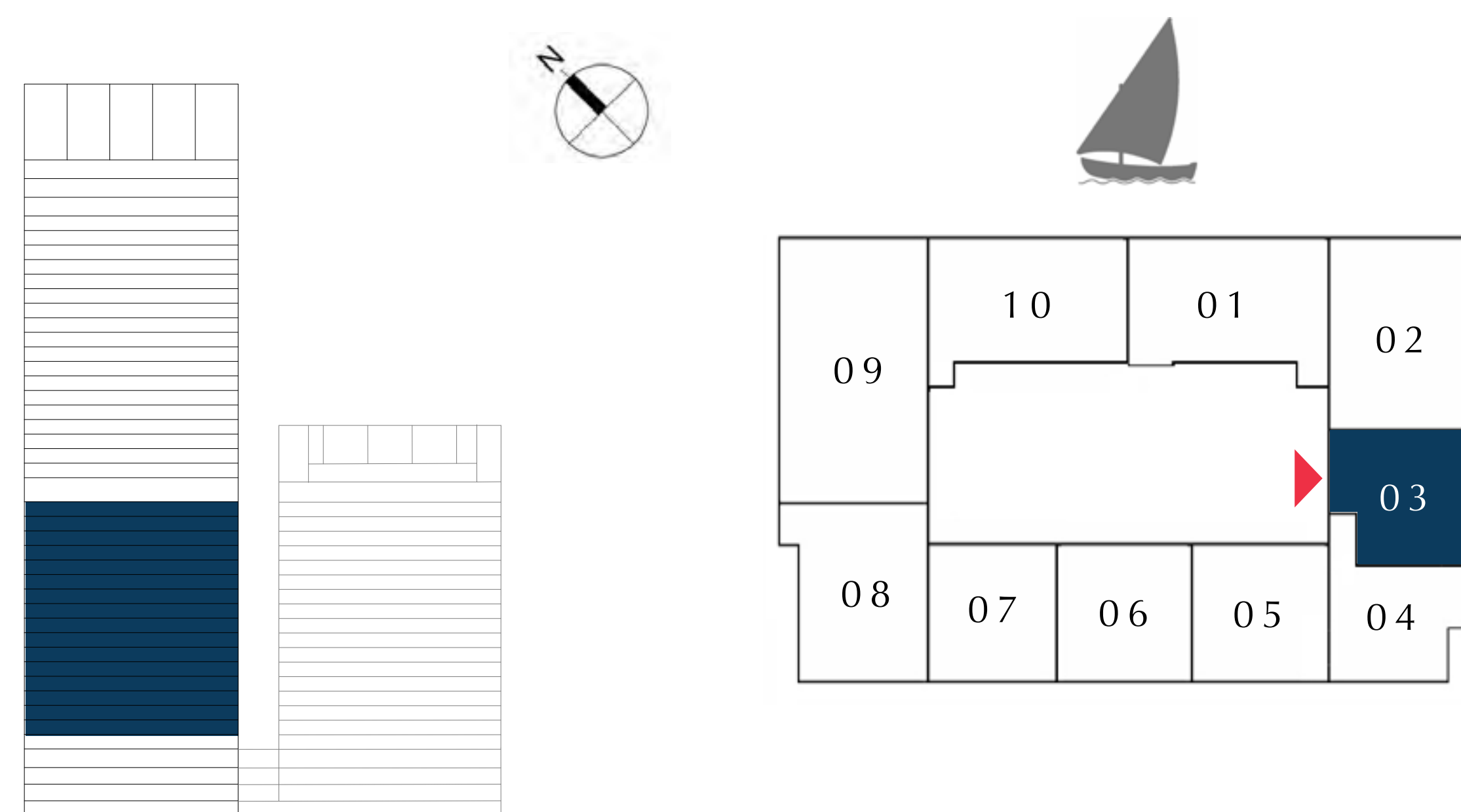
CREEK EDGE

TOWER 1

1 BEDROOM

UNIT 03 | LEVEL 3-18

| | | |
|--------------|---------------|-------------|
| SUITE AREA | 649.82 SQ.FT. | 60.37 SQ.M. |
| BALCONY AREA | 70.29 SQ.FT. | 6.53 SQ.M. |
| TOTAL AREA | 720.11 SQ.FT. | 66.90 SQ.M. |



FLOOR PLAN 1. All dimensions are in imperial and metric, and measured from finish to finish excluding construction tolerances. 2. All materials, dimensions, and drawings are approximate only. 3. Information is subject to change without notice, at developer's absolute discretion. 4. Actual area may vary from the stated area. 5. Drawings not to scale. 6. All images used are for illustrative purposes only and do not represent the actual size, features, specifications, fittings, and furnishings. 7. The developer reserves the right to make revisions / alterations, at it's absolute discretion, without any liability whatsoever.

DUBAI CREEK HARBOUR

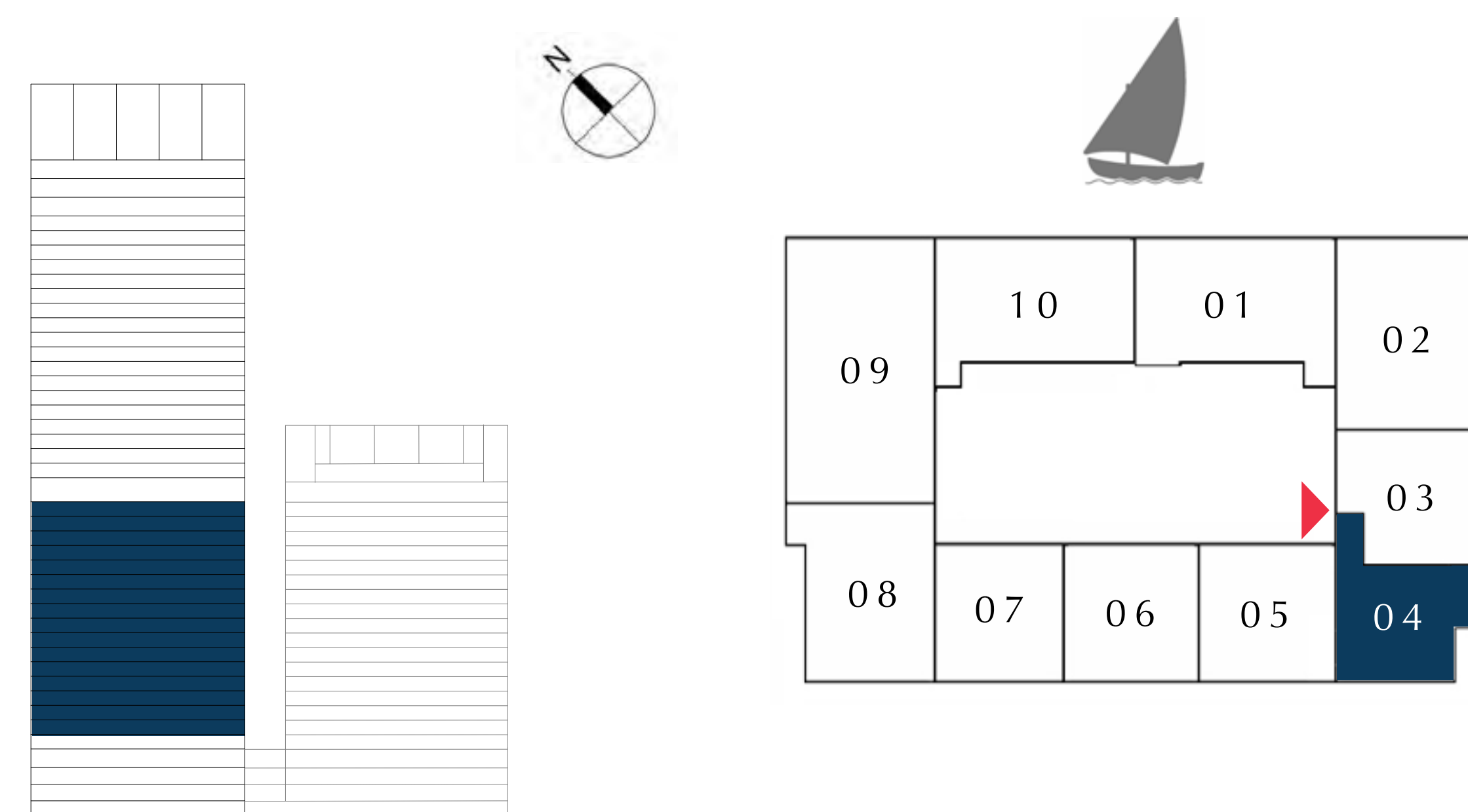
CREEK EDGE

TOWER 1

1 BEDROOM

UNIT 04 | LEVEL 3-18

| | | |
|--------------|---------------|-------------|
| SUITE AREA | 738.62 SQ.FT. | 68.62 SQ.M. |
| BALCONY AREA | 69.97 SQ.FT. | 6.50 SQ.M. |
| TOTAL AREA | 808.59 SQ.FT. | 75.12 SQ.M. |



FLOOR PLAN 1. All dimensions are in imperial and metric, and measured from finish to finish excluding construction tolerances. 2. All materials, dimensions, and drawings are approximate only. 3. Information is subject to change without notice, at developer's absolute discretion. 4. Actual area may vary from the stated area. 5. Drawings not to scale. 6. All images used are for illustrative purposes only and do not represent the actual size, features, specifications, fittings, and furnishings. 7. The developer reserves the right to make revisions / alterations, at it's absolute discretion, without any liability whatsoever.

DUBAI CREEK HARBOUR

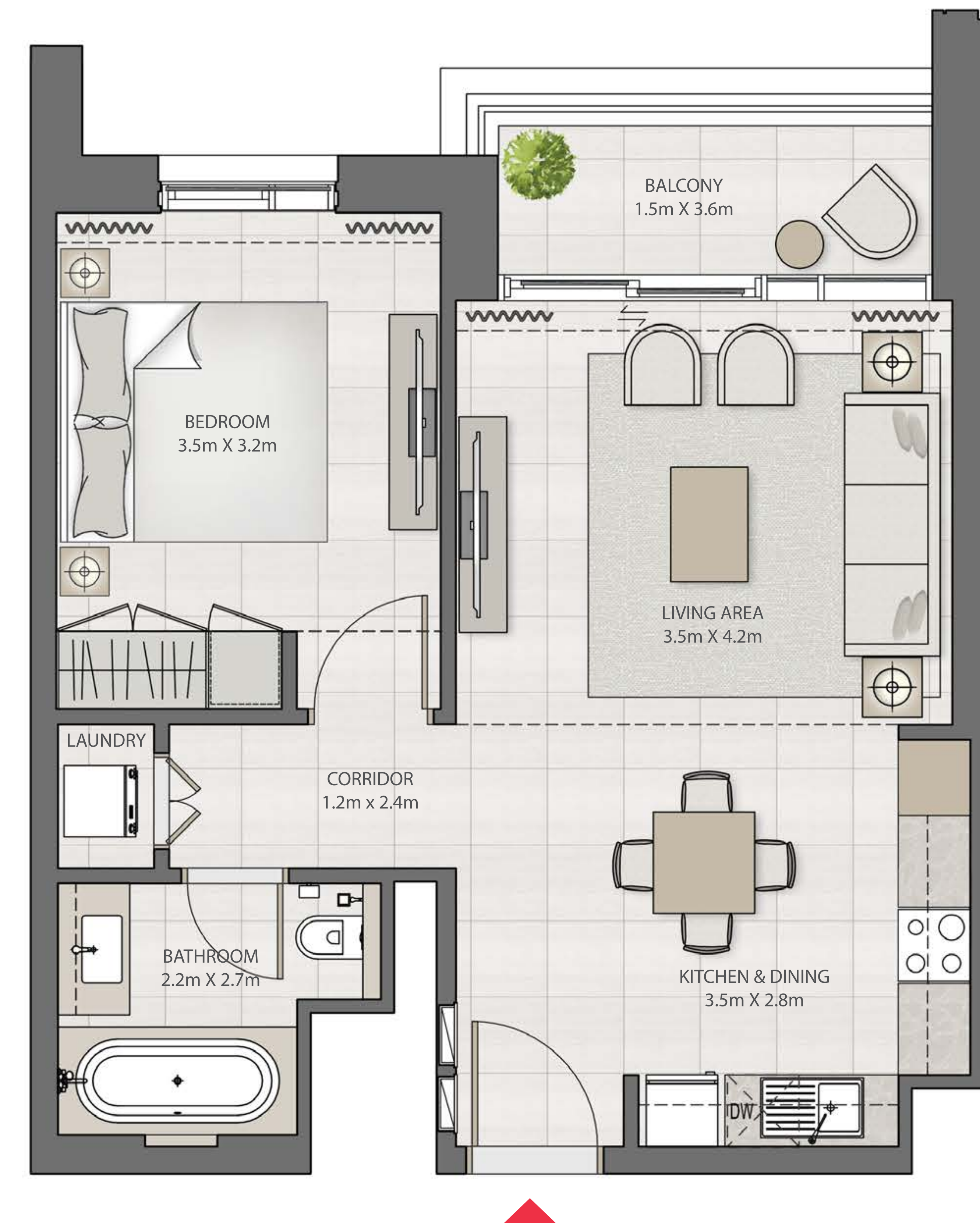
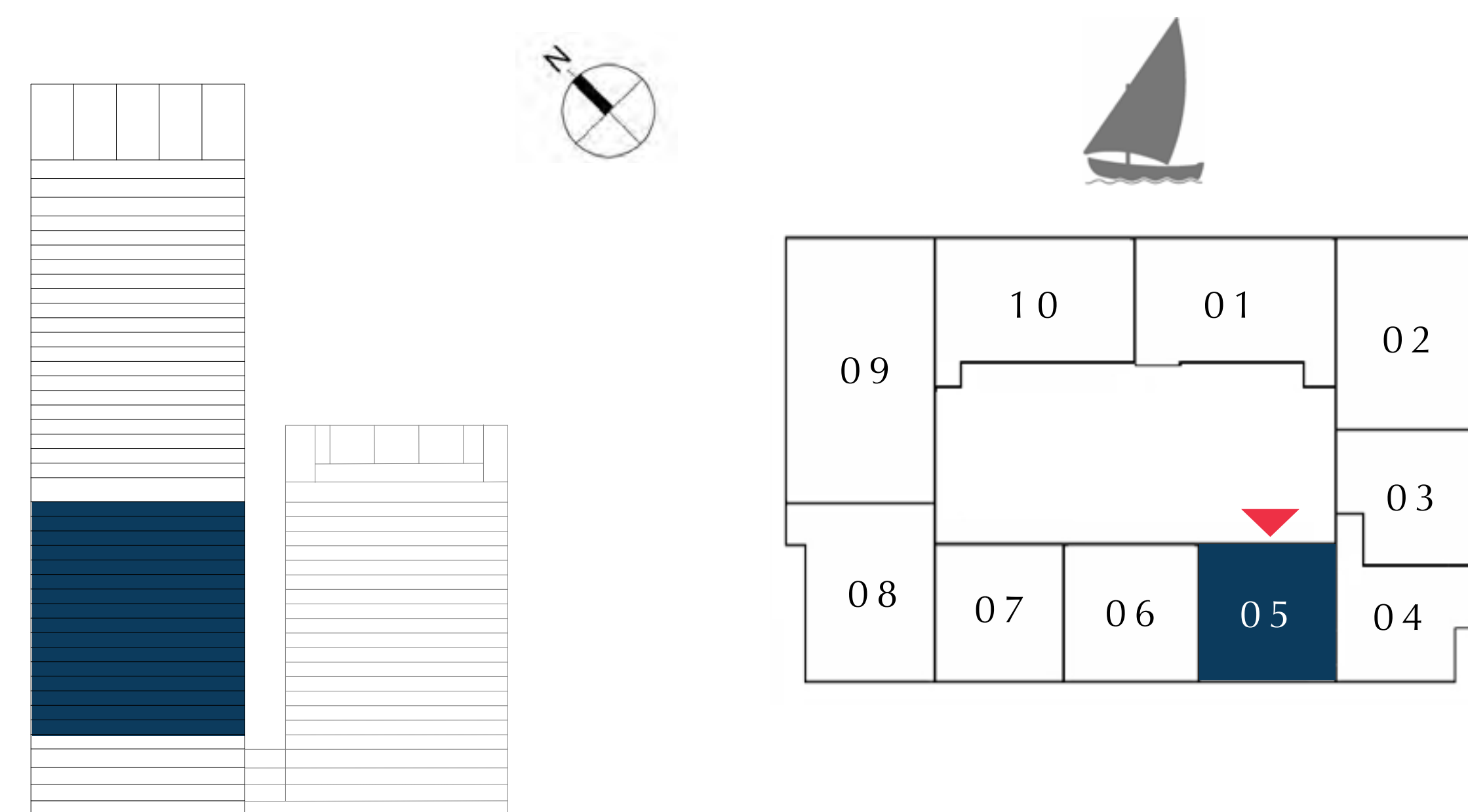
CREEK EDGE

TOWER 1

1 BEDROOM

UNIT 05 | LEVEL 3-18

| | | |
|--------------|---------------|-------------|
| SUITE AREA | 628.29 SQ.FT. | 58.37 SQ.M. |
| BALCONY AREA | 62.32 SQ.FT. | 5.79 SQ.M. |
| TOTAL AREA | 690.61 SQ.FT. | 64.16 SQ.M. |



FLOOR PLAN 1. All dimensions are in imperial and metric, and measured from finish to finish excluding construction tolerances. 2. All materials, dimensions, and drawings are approximate only. 3. Information is subject to change without notice, at developer's absolute discretion. 4. Actual area may vary from the stated area. 5. Drawings not to scale. 6. All images used are for illustrative purposes only and do not represent the actual size, features, specifications, fittings, and furnishings. 7. The developer reserves the right to make revisions / alterations, at it's absolute discretion, without any liability whatsoever.

DUBAI CREEK HARBOUR

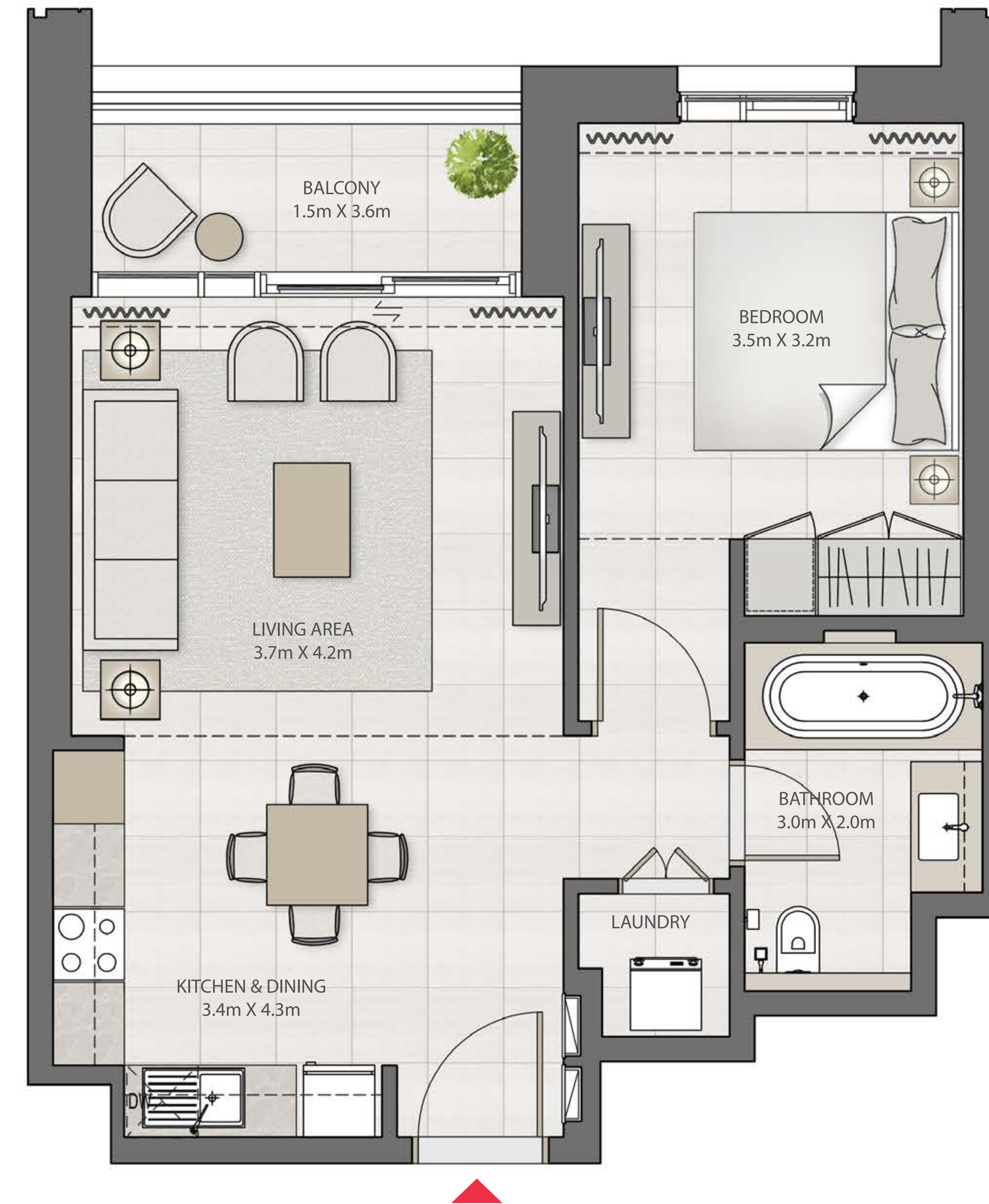
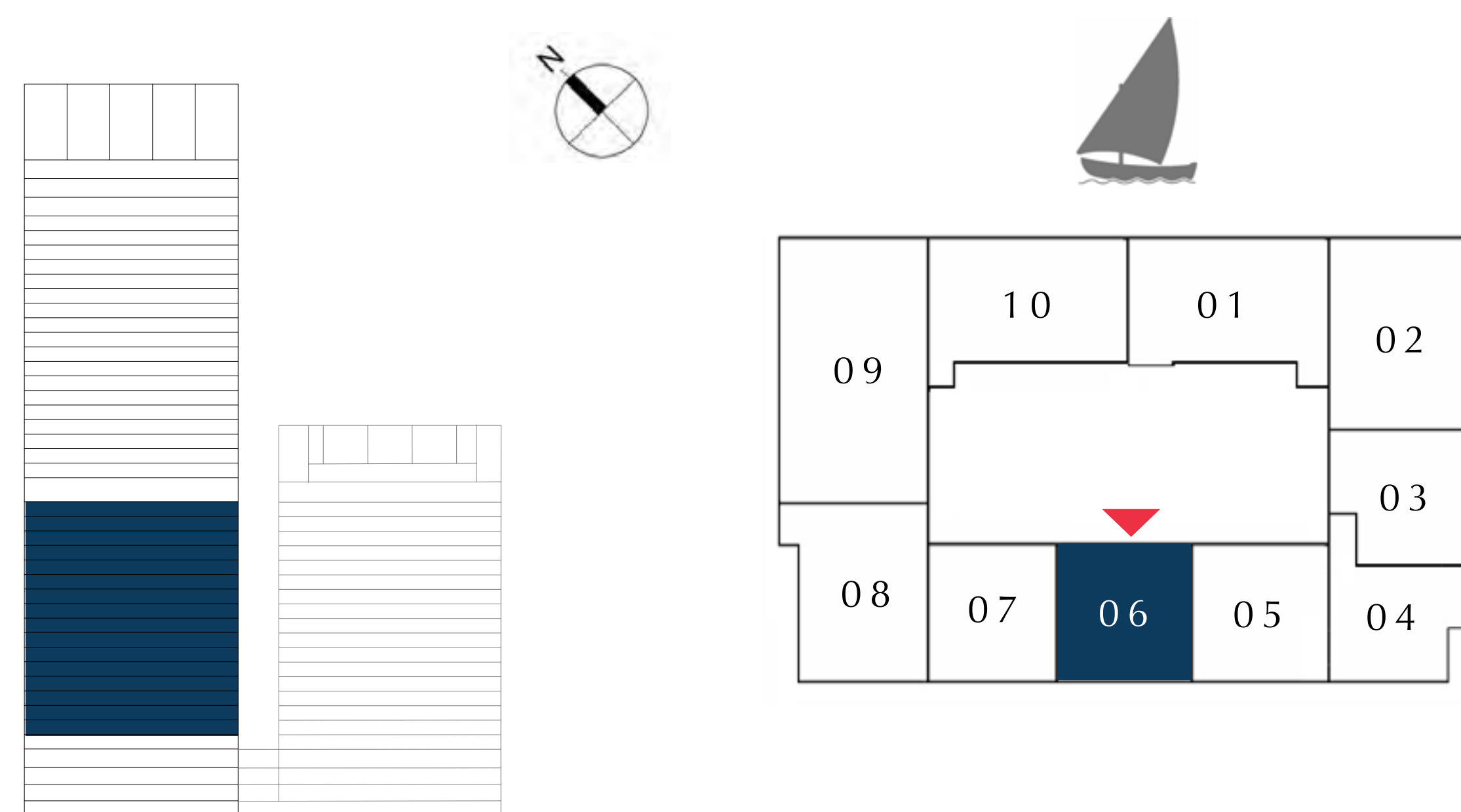
CREEK EDGE

TOWER 1

1 BEDROOM

UNIT 06 | LEVEL 3-18

| | | |
|--------------|---------------|-------------|
| SUITE AREA | 644.76 SQ.FT. | 59.90 SQ.M. |
| BALCONY AREA | 63.72 SQ.FT. | 5.92 SQ.M. |
| TOTAL AREA | 708.48 SQ.FT. | 65.82 SQ.M. |



FLOOR PLAN 1. All dimensions are in imperial and metric, and measured from finish to finish excluding construction tolerances. 2. All materials, dimensions, and drawings are approximate only. 3. Information is subject to change without notice, at developer's absolute discretion. 4. Actual area may vary from the stated area. 5. Drawings not to scale. 6. All images used are for illustrative purposes only and do not represent the actual size, features, specifications, fittings, and furnishings. 7. The developer reserves the right to make revisions / alterations, at it's absolute discretion, without any liability whatsoever.

DUBAI CREEK HARBOUR

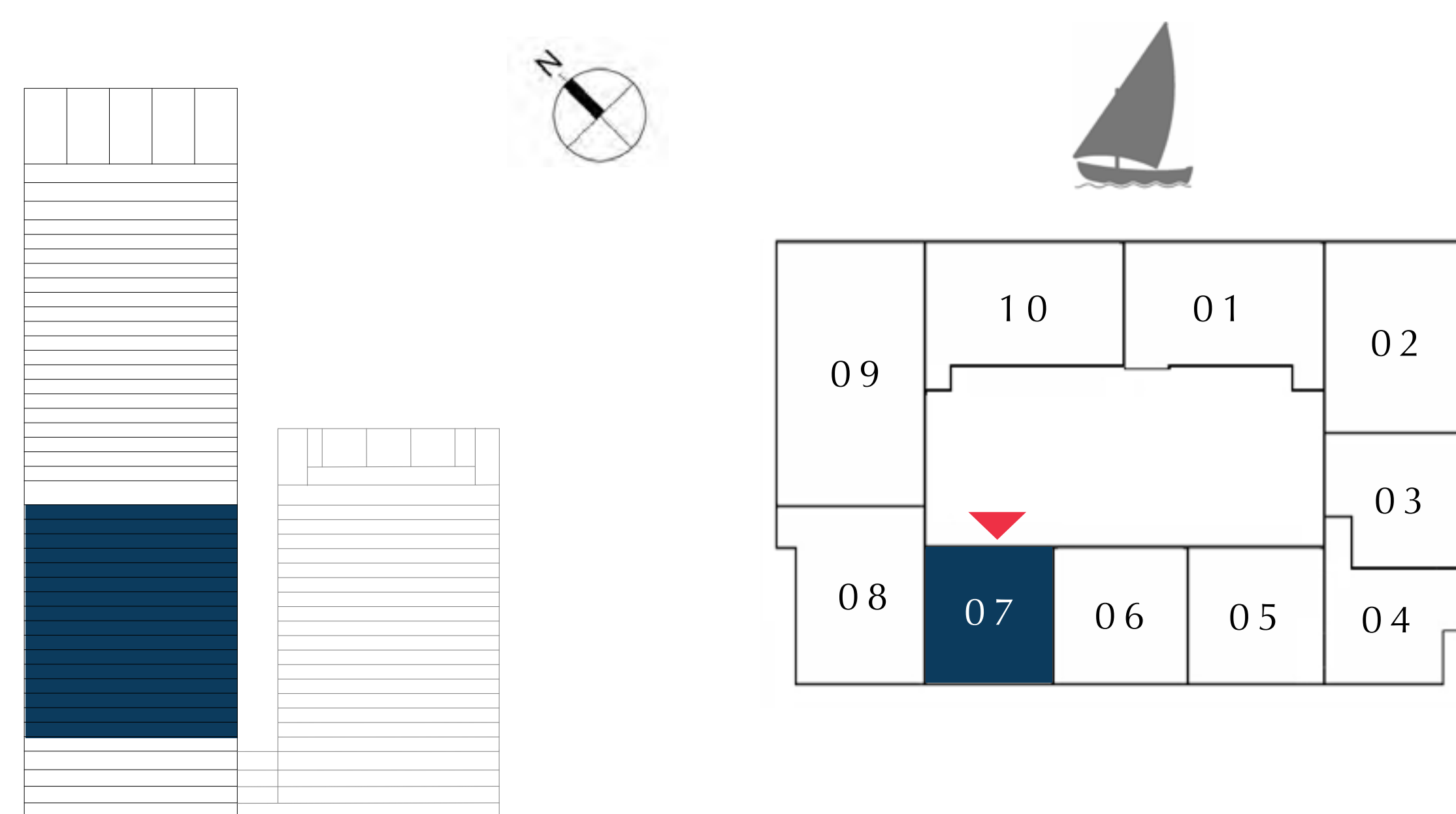
CREEK EDGE

TOWER 1

1 BEDROOM

UNIT 07 | LEVEL 3-18

| | | |
|--------------|---------------|-------------|
| SUITE AREA | 659.07 SQ.FT. | 61.23 SQ.M. |
| BALCONY AREA | 69.10 SQ.FT. | 6.42 SQ.M. |
| TOTAL AREA | 728.17 SQ.FT. | 67.65 SQ.M. |



FLOOR PLAN 1. All dimensions are in imperial and metric, and measured from finish to finish excluding construction tolerances. 2. All materials, dimensions, and drawings are approximate only. 3. Information is subject to change without notice, at developer's absolute discretion. 4. Actual area may vary from the stated area. 5. Drawings not to scale. 6. All images used are for illustrative purposes only and do not represent the actual size, features, specifications, fittings, and furnishings. 7. The developer reserves the right to make revisions / alterations, at it's absolute discretion, without any liability whatsoever.

DUBAI CREEK HARBOUR

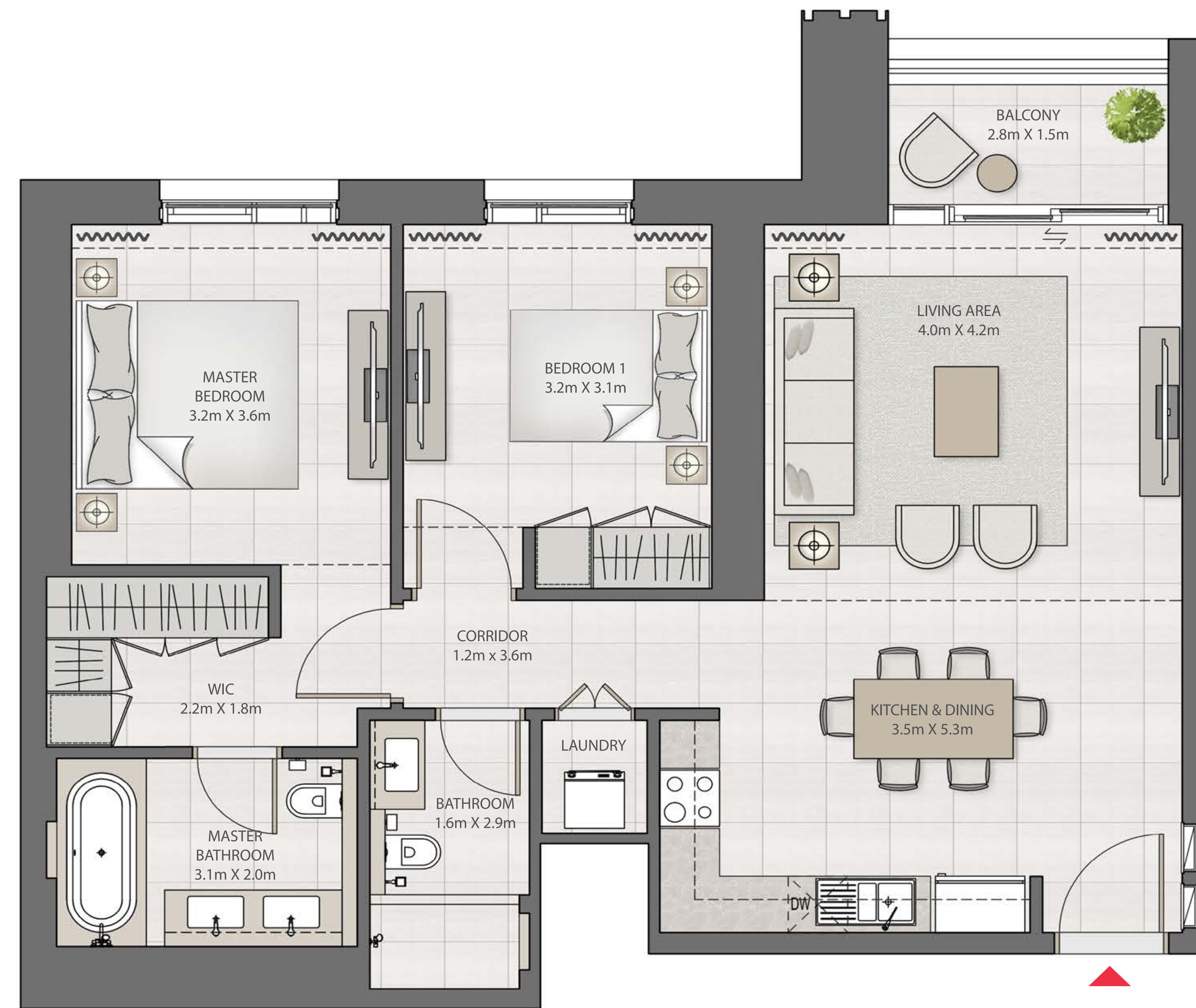
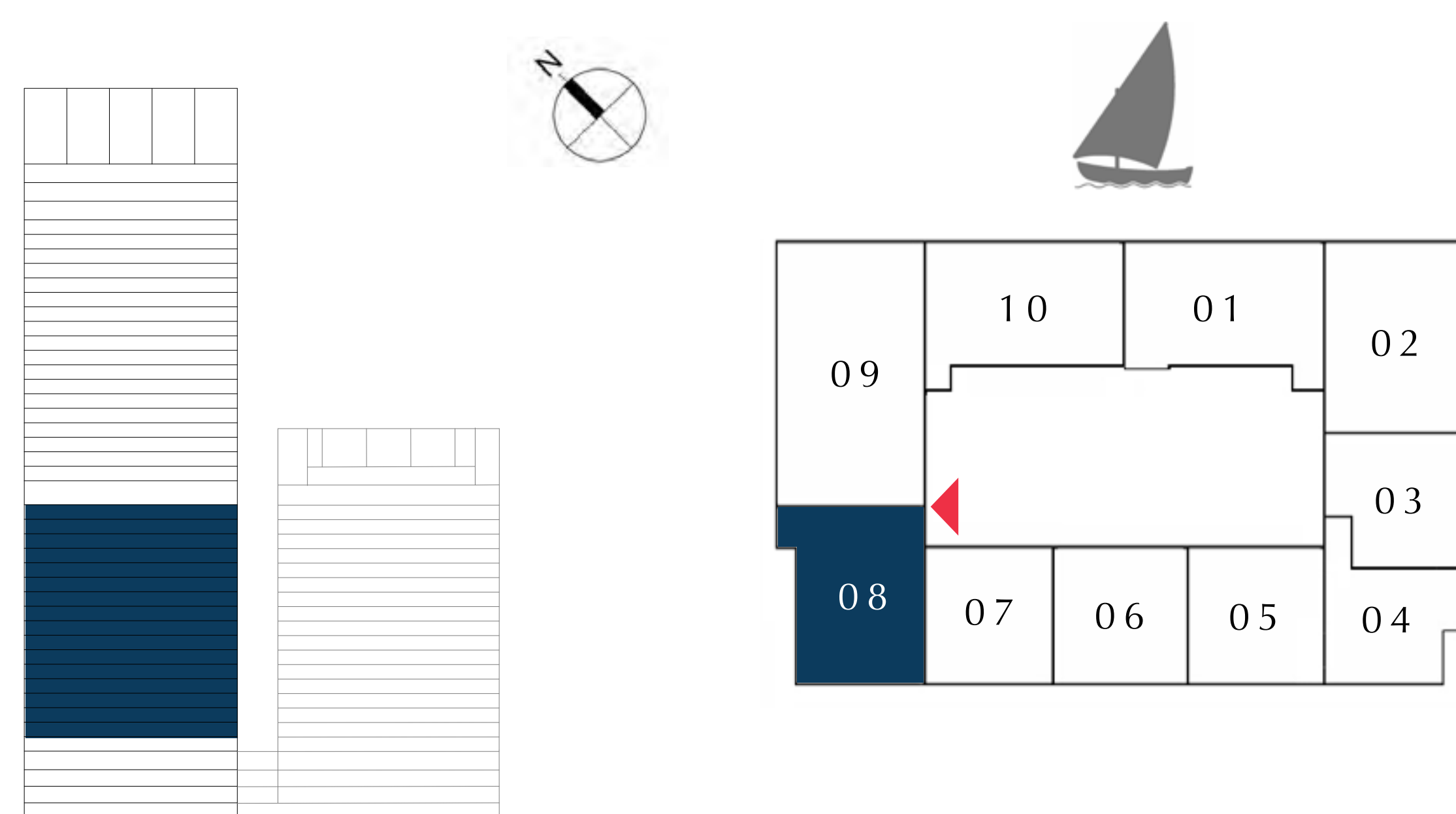
CREEK EDGE

TOWER 1

2 BEDROOM

UNIT 08 | LEVEL 3-18

| | | |
|--------------|----------------|-------------|
| SUITE AREA | 993.19 SQ.FT. | 92.27 SQ.M. |
| BALCONY AREA | 51.13 SQ.FT. | 4.75 SQ.M. |
| TOTAL AREA | 1044.32 SQ.FT. | 97.02 SQ.M. |



FLOOR PLAN 1. All dimensions are in imperial and metric, and measured from finish to finish excluding construction tolerances. 2. All materials, dimensions, and drawings are approximate only. 3. Information is subject to change without notice, at developer's absolute discretion. 4. Actual area may vary from the stated area. 5. Drawings not to scale. 6. All images used are for illustrative purposes only and do not represent the actual size, features, specifications, fittings, and furnishings. 7. The developer reserves the right to make revisions / alterations, at it's absolute discretion, without any liability whatsoever.

DUBAI CREEK HARBOUR

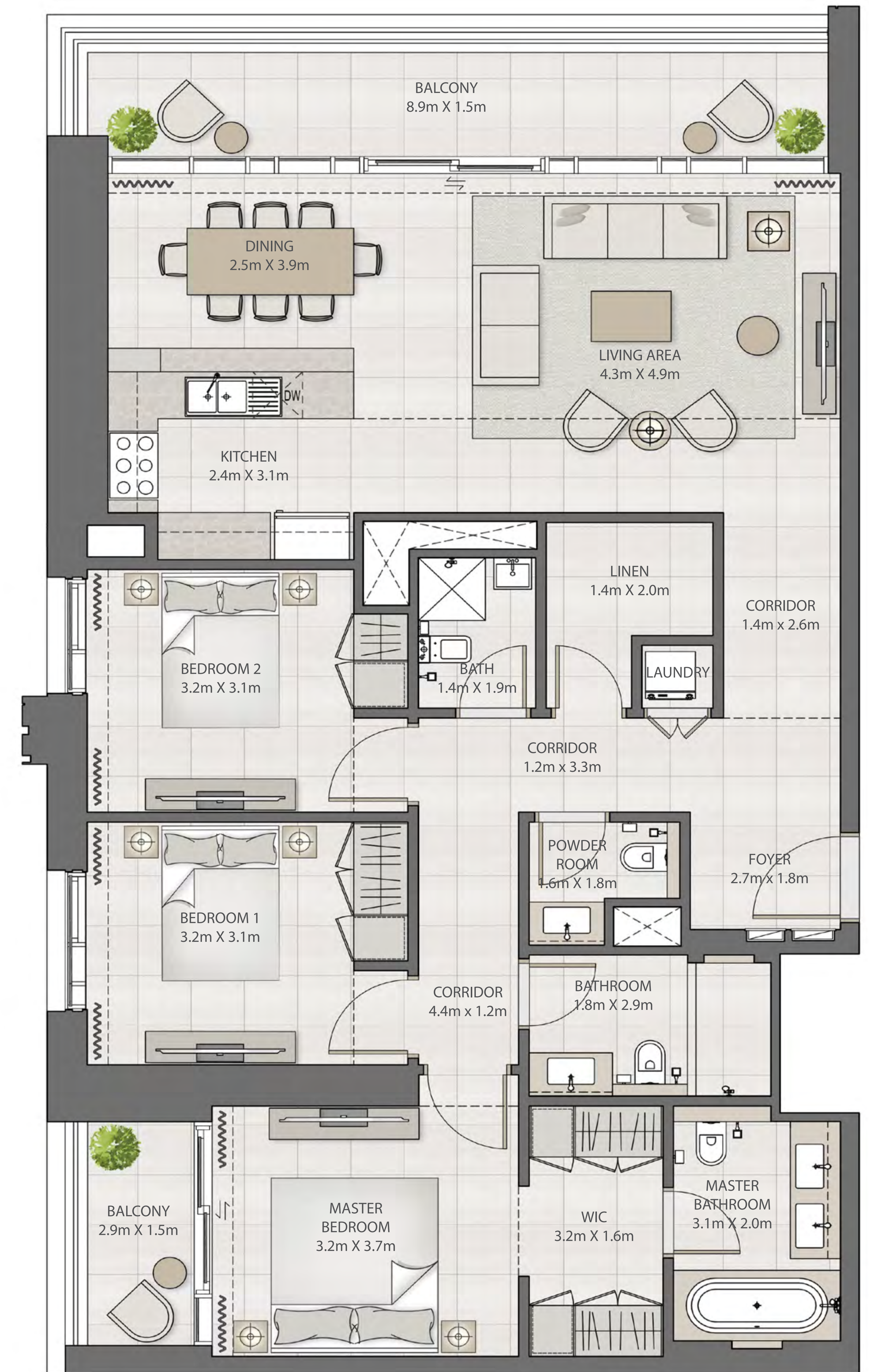
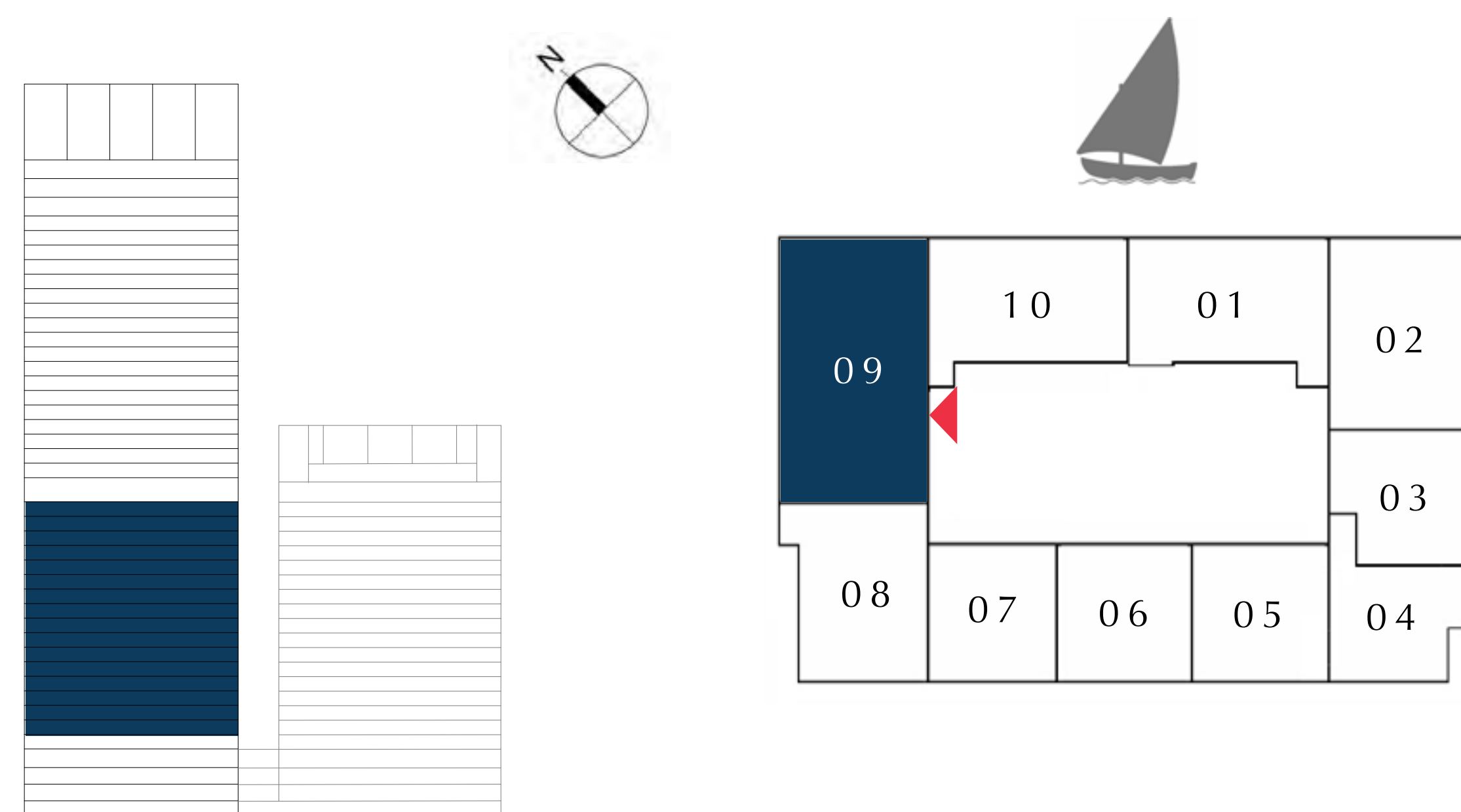
CREEK EDGE

TOWER 1

3 BEDROOM

UNIT 09 | LEVEL 3-18

| | | |
|--------------|----------------|--------------|
| SUITE AREA | 1437.30 SQ.FT. | 133.53 SQ.M. |
| BALCONY AREA | 208.17 SQ.FT. | 19.34 SQ.M. |
| TOTAL AREA | 1645.47 SQ.FT. | 152.87 SQ.M. |



FLOOR PLAN 1. All dimensions are in imperial and metric, and measured from finish to finish excluding construction tolerances. 2. All materials, dimensions, and drawings are approximate only. 3. Information is subject to change without notice, at developer's absolute discretion. 4. Actual area may vary from the stated area. 5. Drawings not to scale. 6. All images used are for illustrative purposes only and do not represent the actual size, features, specifications, fittings, and furnishings. 7. The developer reserves the right to make revisions / alterations, at it's absolute discretion, without any liability whatsoever.

DUBAI CREEK HARBOUR

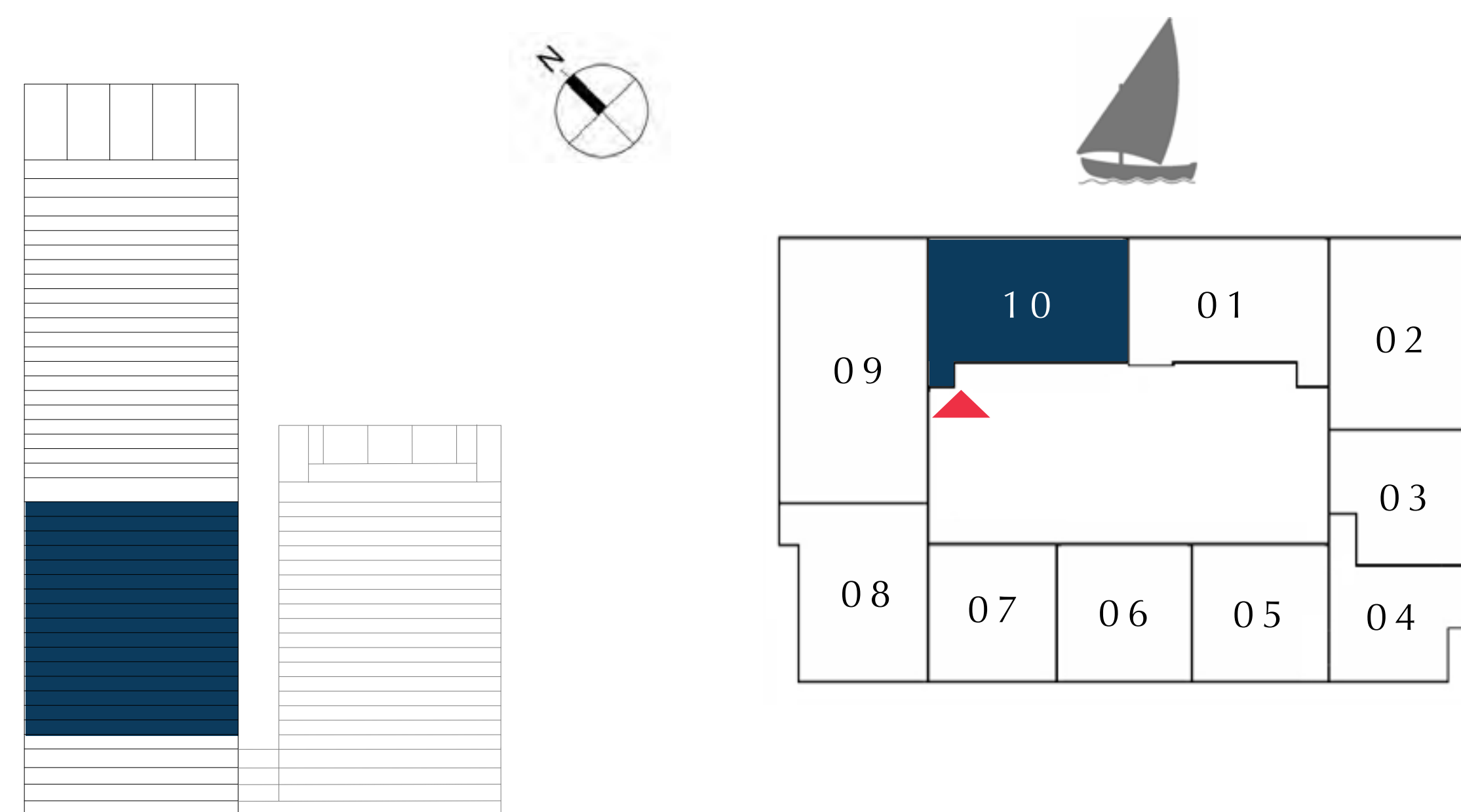
CREEK EDGE

TOWER 1

2 BEDROOM

UNIT 10 | LEVEL 3-18

| | | |
|--------------|----------------|--------------|
| SUITE AREA | 1002.44 SQ.FT. | 93.13 SQ.M. |
| BALCONY AREA | 75.89 SQ.FT. | 7.05 SQ.M. |
| TOTAL AREA | 1078.33 SQ.FT. | 100.18 SQ.M. |



FLOOR PLAN 1. All dimensions are in imperial and metric, and measured from finish to finish excluding construction tolerances. 2. All materials, dimensions, and drawings are approximate only. 3. Information is subject to change without notice, at developer's absolute discretion. 4. Actual area may vary from the stated area. 5. Drawings not to scale. 6. All images used are for illustrative purposes only and do not represent the actual size, features, specifications, fittings, and furnishings. 7. The developer reserves the right to make revisions / alterations, at it's absolute discretion, without any liability whatsoever.

TOWER 1

TIER 2

EMAAR

DUBAI CREEK HARBOUR

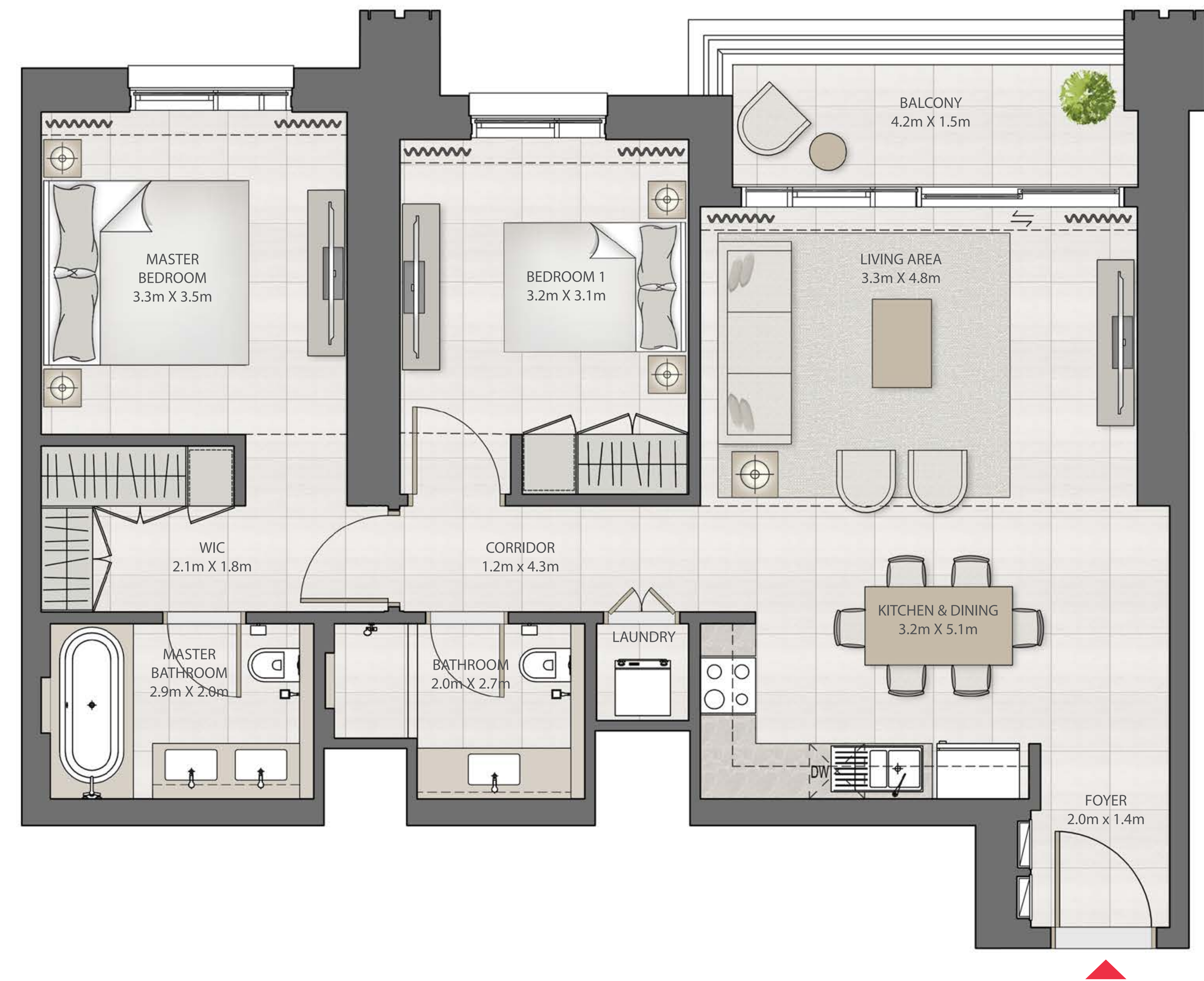
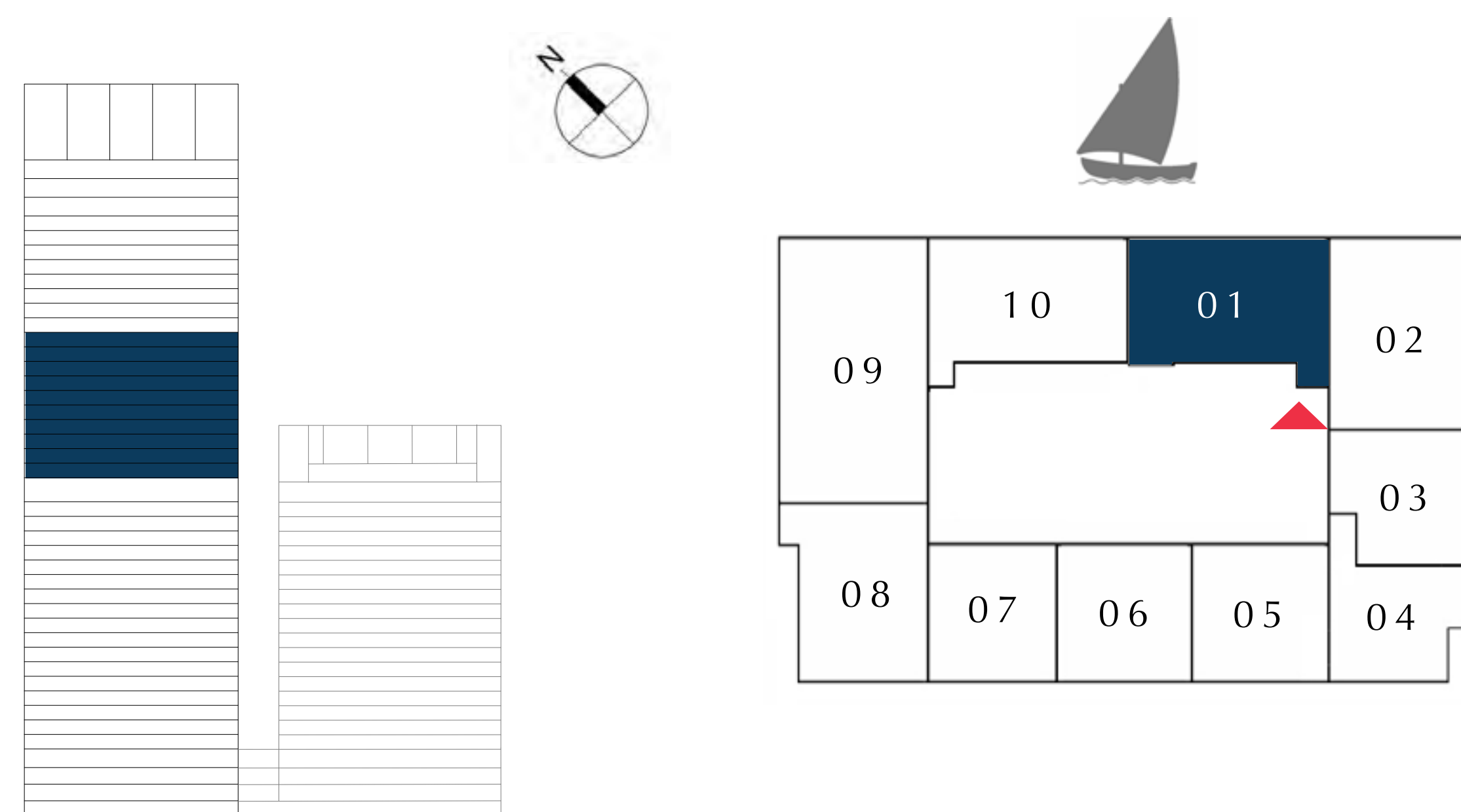
CREEK EDGE

TOWER 1

2 BEDROOM

UNIT 01 | LEVEL 20-29

| | | |
|--------------|----------------|--------------|
| SUITE AREA | 1002.44 SQ.FT. | 93.13 SQ.M. |
| BALCONY AREA | 75.89 SQ.FT. | 7.05 SQ.M. |
| TOTAL AREA | 1078.33 SQ.FT. | 100.18 SQ.M. |



FLOOR PLAN 1. All dimensions are in imperial and metric, and measured from finish to finish excluding construction tolerances. 2. All materials, dimensions, and drawings are approximate only. 3. Information is subject to change without notice, at developer's absolute discretion. 4. Actual area may vary from the stated area. 5. Drawings not to scale. 6. All images used are for illustrative purposes only and do not represent the actual size, features, specifications, fittings, and furnishings. 7. The developer reserves the right to make revisions / alterations, at it's absolute discretion, without any liability whatsoever.

DUBAI CREEK HARBOUR

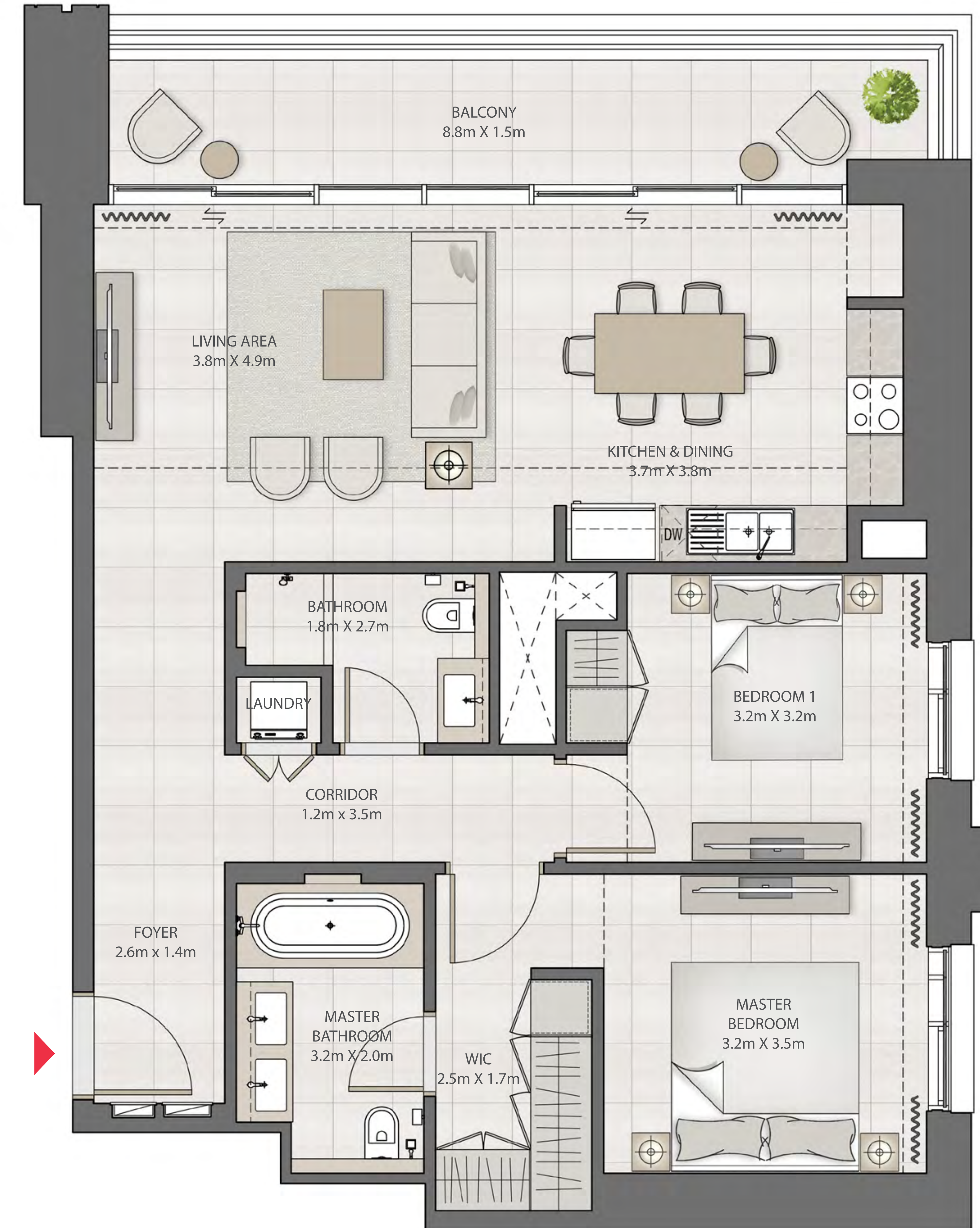
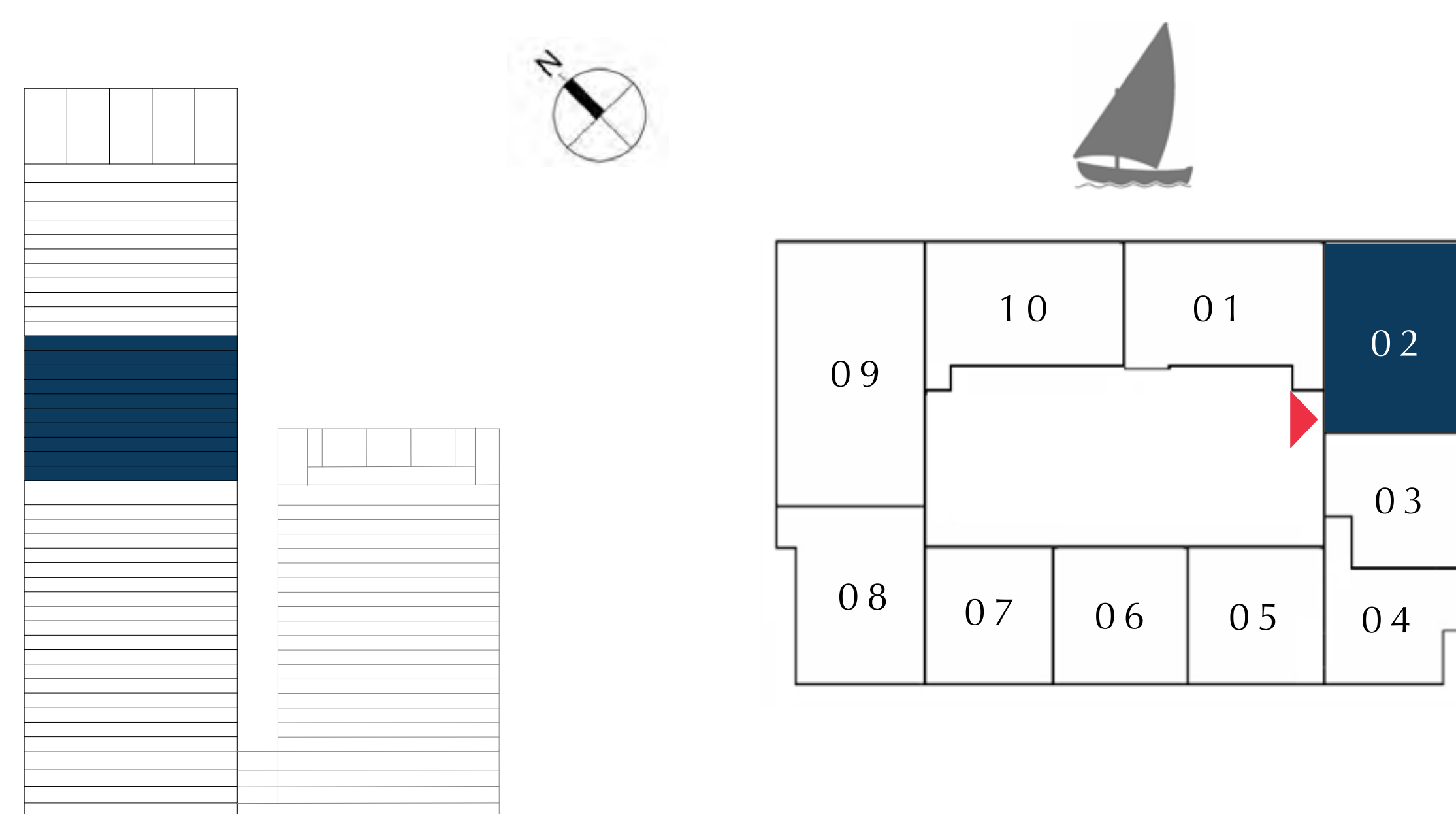
CREEK EDGE

TOWER 1

2 BEDROOM

UNIT 02 | LEVEL 20-29

| | | |
|--------------|----------------|--------------|
| SUITE AREA | 1031.72 SQ.FT. | 95.85 SQ.M. |
| BALCONY AREA | 148.11 SQ.FT. | 13.76 SQ.M. |
| TOTAL AREA | 1179.83 SQ.FT. | 109.61 SQ.M. |



FLOOR PLAN 1. All dimensions are in imperial and metric, and measured from finish to finish excluding construction tolerances. 2. All materials, dimensions, and drawings are approximate only. 3. Information is subject to change without notice, at developer's absolute discretion. 4. Actual area may vary from the stated area. 5. Drawings not to scale. 6. All images used are for illustrative purposes only and do not represent the actual size, features, specifications, fittings, and furnishings. 7. The developer reserves the right to make revisions / alterations, at it's absolute discretion, without any liability whatsoever.

DUBAI CREEK HARBOUR

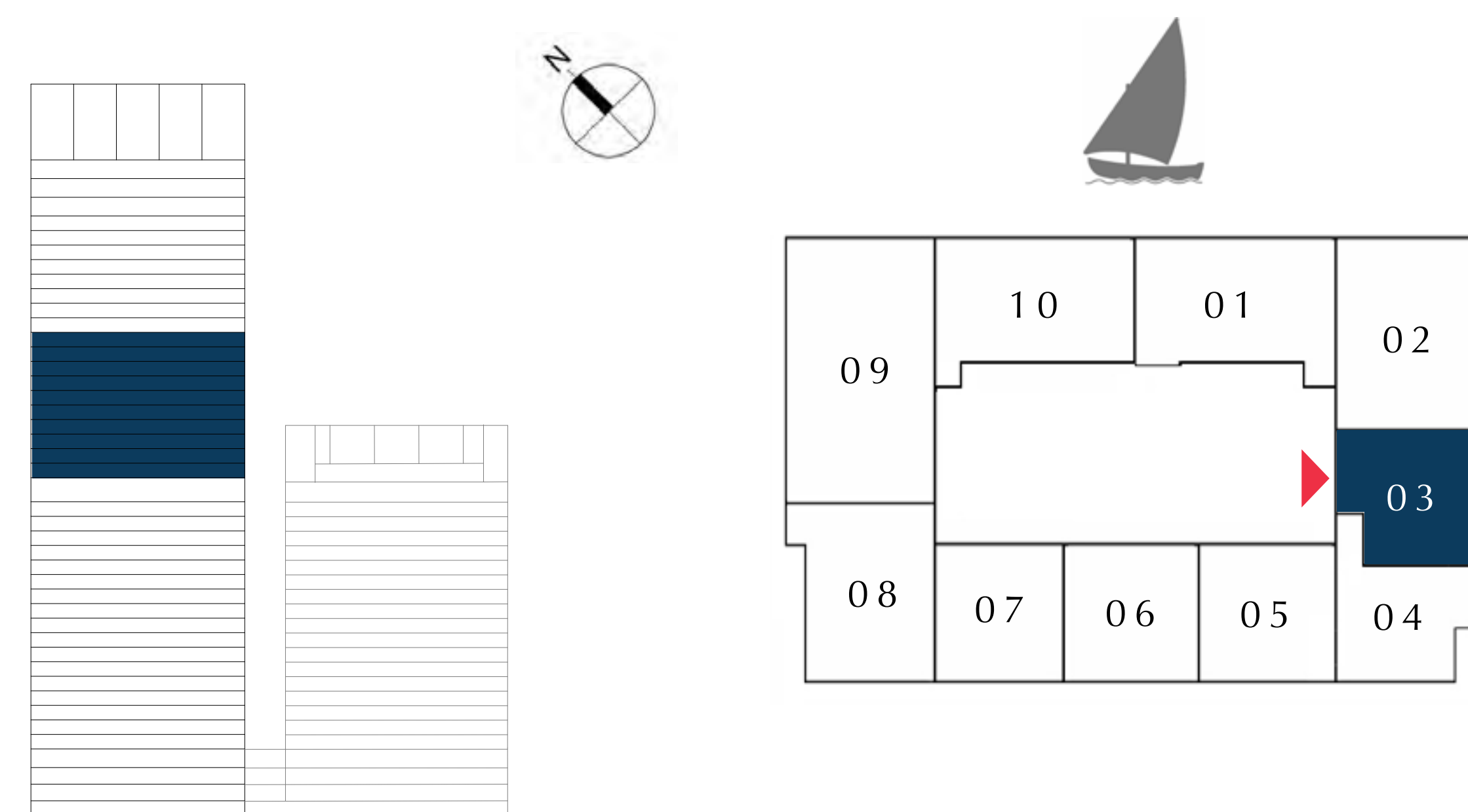
CREEK EDGE

TOWER 1

1 BEDROOM

UNIT 03 | LEVEL 20-29

| | | |
|--------------|---------------|-------------|
| SUITE AREA | 653.05 SQ.FT. | 60.67 SQ.M. |
| BALCONY AREA | 70.29 SQ.FT. | 6.53 SQ.M. |
| TOTAL AREA | 723.34 SQ.FT. | 67.20 SQ.M. |



FLOOR PLAN 1. All dimensions are in imperial and metric, and measured from finish to finish excluding construction tolerances. 2. All materials, dimensions, and drawings are approximate only. 3. Information is subject to change without notice, at developer's absolute discretion. 4. Actual area may vary from the stated area. 5. Drawings not to scale. 6. All images used are for illustrative purposes only and do not represent the actual size, features, specifications, fittings, and furnishings. 7. The developer reserves the right to make revisions / alterations, at it's absolute discretion, without any liability whatsoever.

DUBAI CREEK HARBOUR

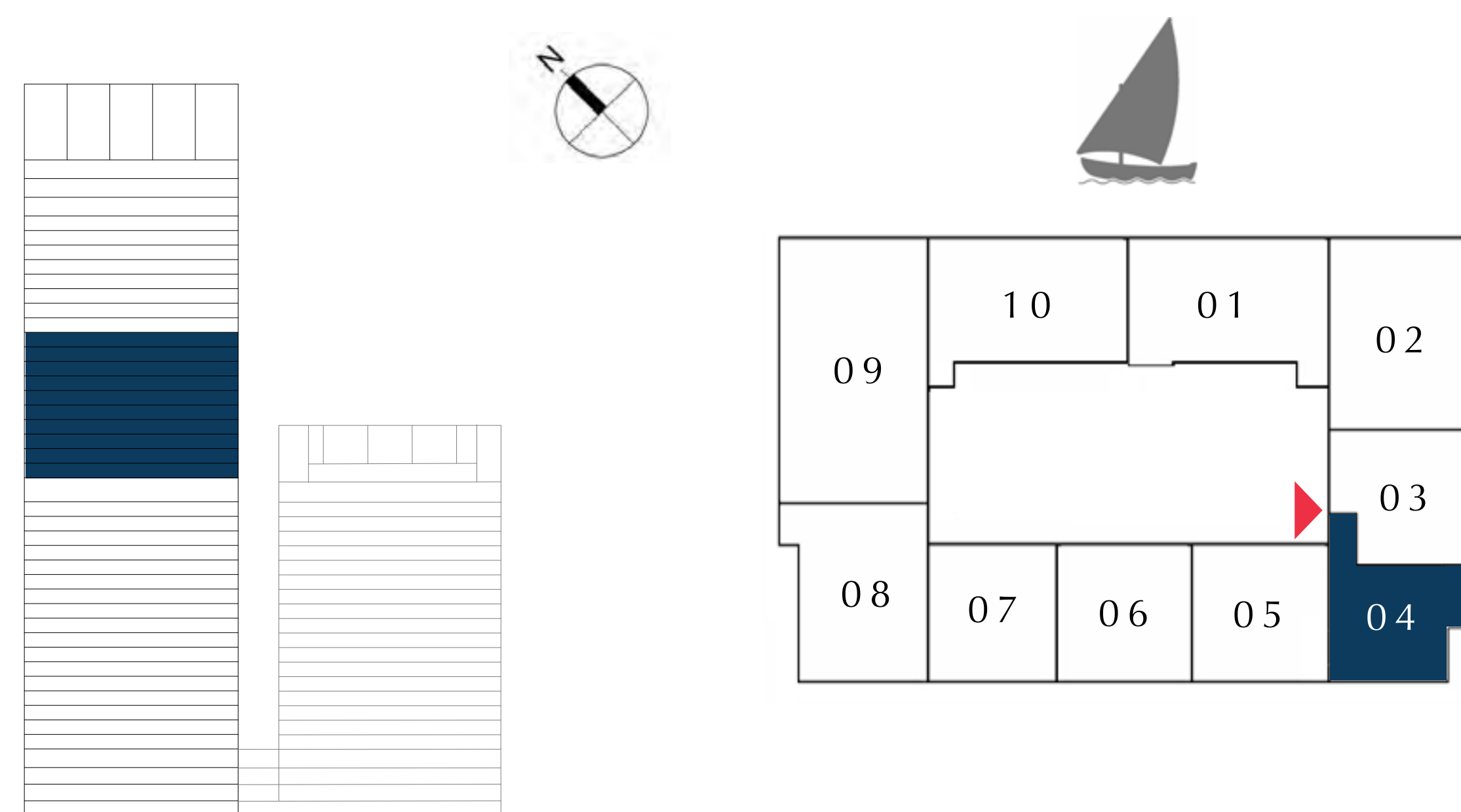
CREEK EDGE

TOWER 1

1 BEDROOM

UNIT 04 | LEVEL 20-29

| | | |
|--------------|---------------|-------------|
| SUITE AREA | 741.85 SQ.FT. | 68.92 SQ.M. |
| BALCONY AREA | 69.97 SQ.FT. | 6.50 SQ.M. |
| TOTAL AREA | 811.82 SQ.FT. | 75.42 SQ.M. |



FLOOR PLAN 1. All dimensions are in imperial and metric, and measured from finish to finish excluding construction tolerances. 2. All materials, dimensions, and drawings are approximate only. 3. Information is subject to change without notice, at developer's absolute discretion. 4. Actual area may vary from the stated area. 5. Drawings not to scale. 6. All images used are for illustrative purposes only and do not represent the actual size, features, specifications, fittings, and furnishings. 7. The developer reserves the right to make revisions / alterations, at it's absolute discretion, without any liability whatsoever.

DUBAI CREEK HARBOUR

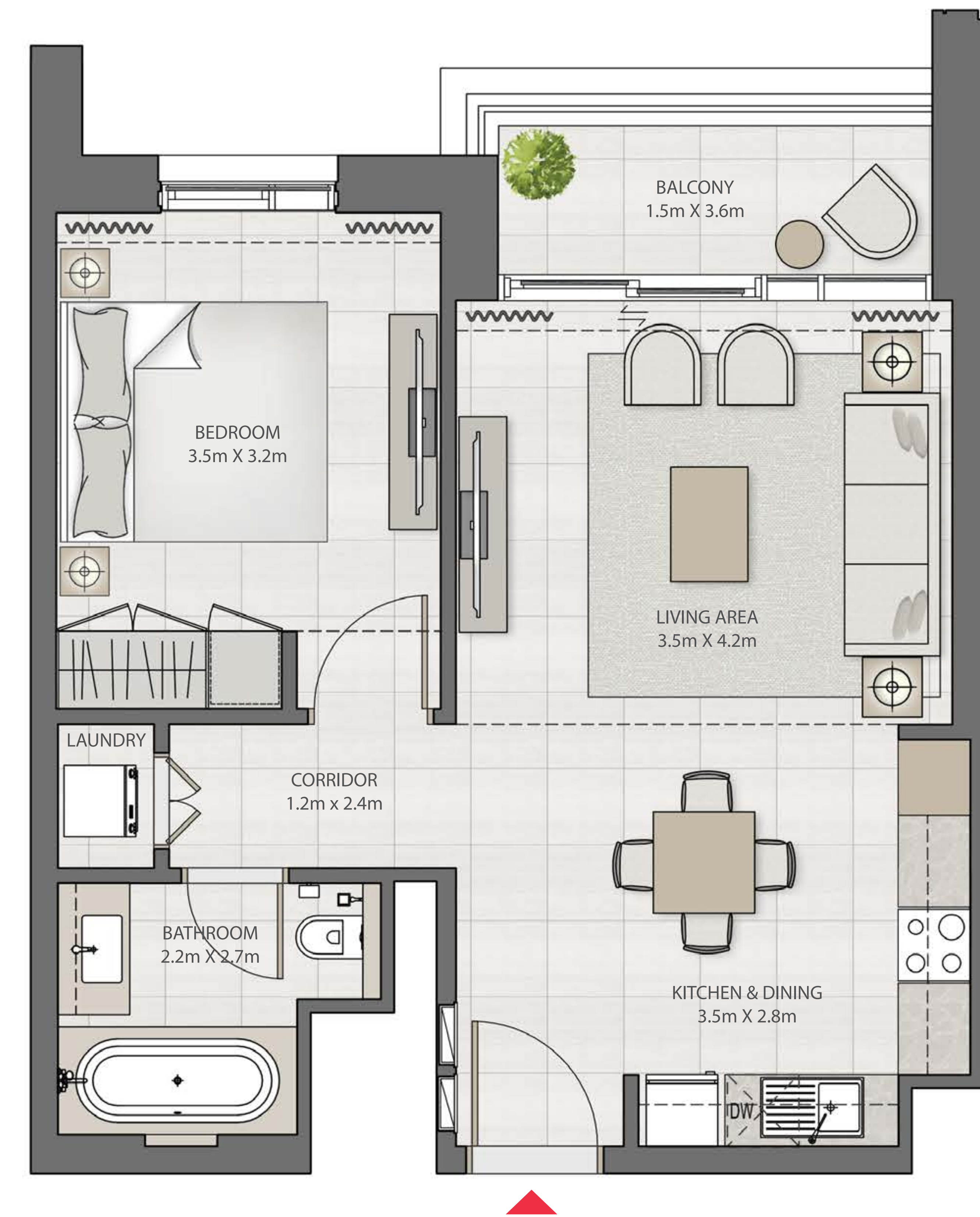
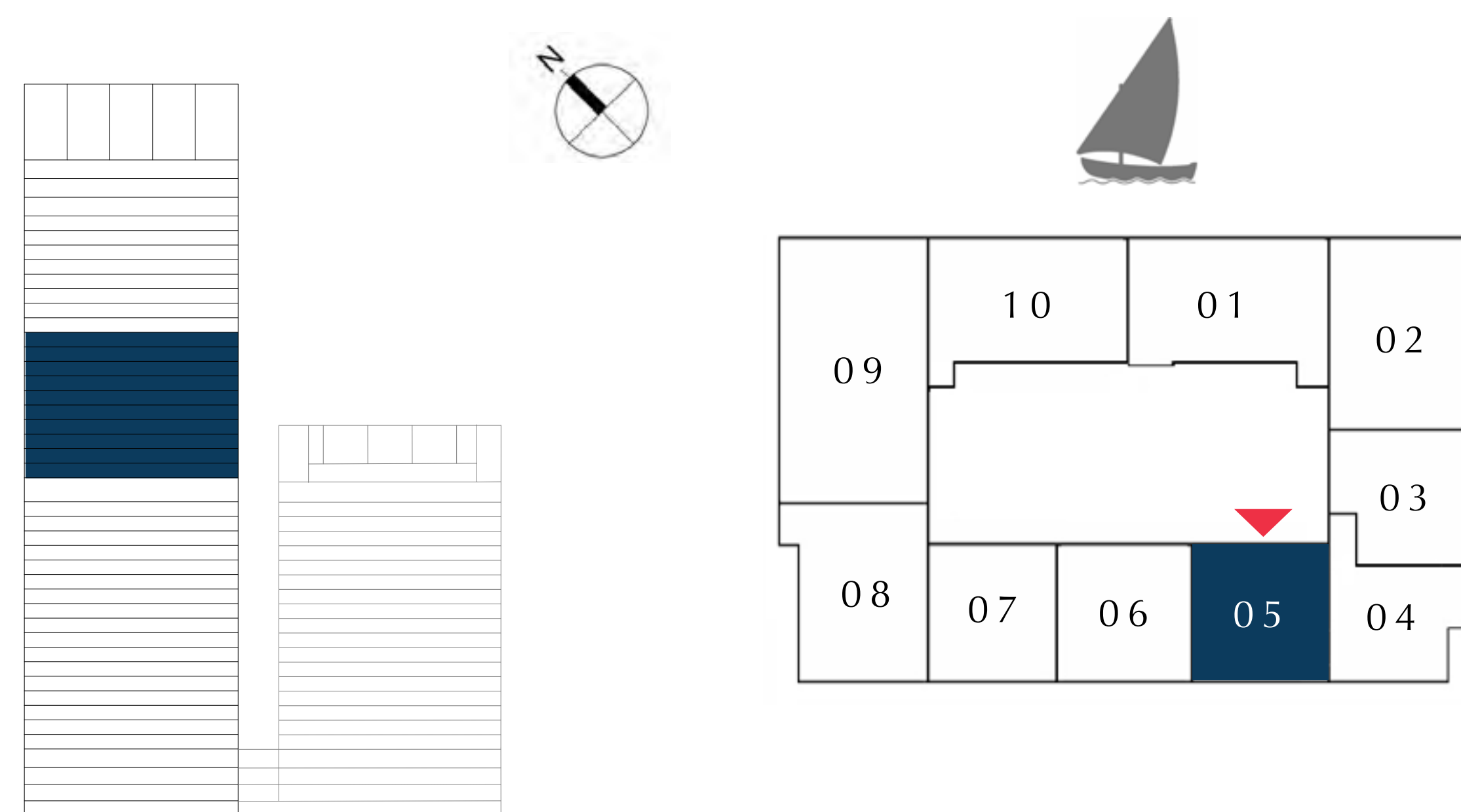
CREEK EDGE

TOWER 1

1 BEDROOM

UNIT 05 | LEVEL 20-29

| | | |
|--------------|---------------|-------------|
| SUITE AREA | 627.54 SQ.FT. | 58.30 SQ.M. |
| BALCONY AREA | 62.32 SQ.FT. | 5.79 SQ.M. |
| TOTAL AREA | 689.86 SQ.FT. | 64.09 SQ.M. |



FLOOR PLAN 1. All dimensions are in imperial and metric, and measured from finish to finish excluding construction tolerances. 2. All materials, dimensions, and drawings are approximate only. 3. Information is subject to change without notice, at developer's absolute discretion. 4. Actual area may vary from the stated area. 5. Drawings not to scale. 6. All images used are for illustrative purposes only and do not represent the actual size, features, specifications, fittings, and furnishings. 7. The developer reserves the right to make revisions / alterations, at it's absolute discretion, without any liability whatsoever.

DUBAI CREEK HARBOUR

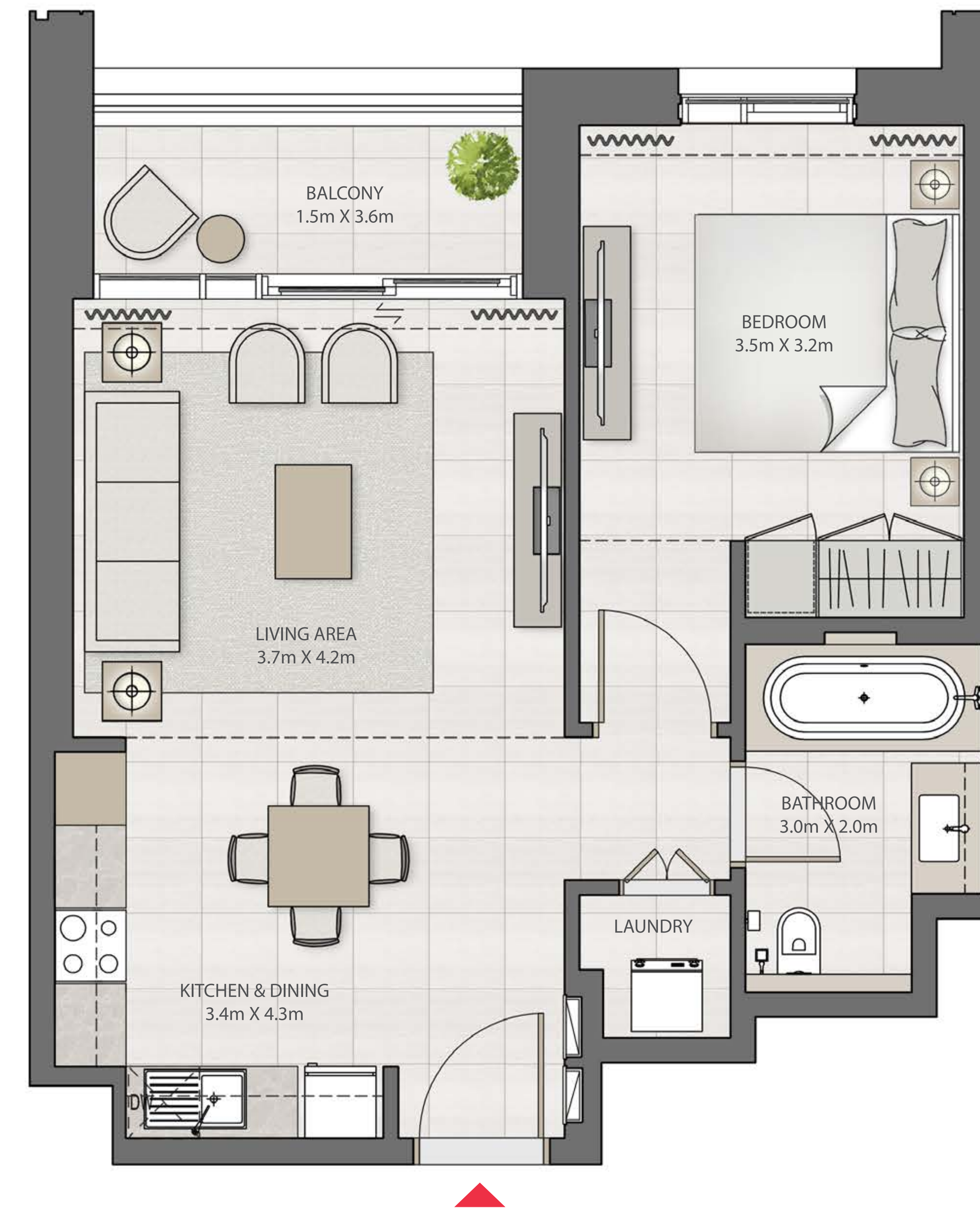
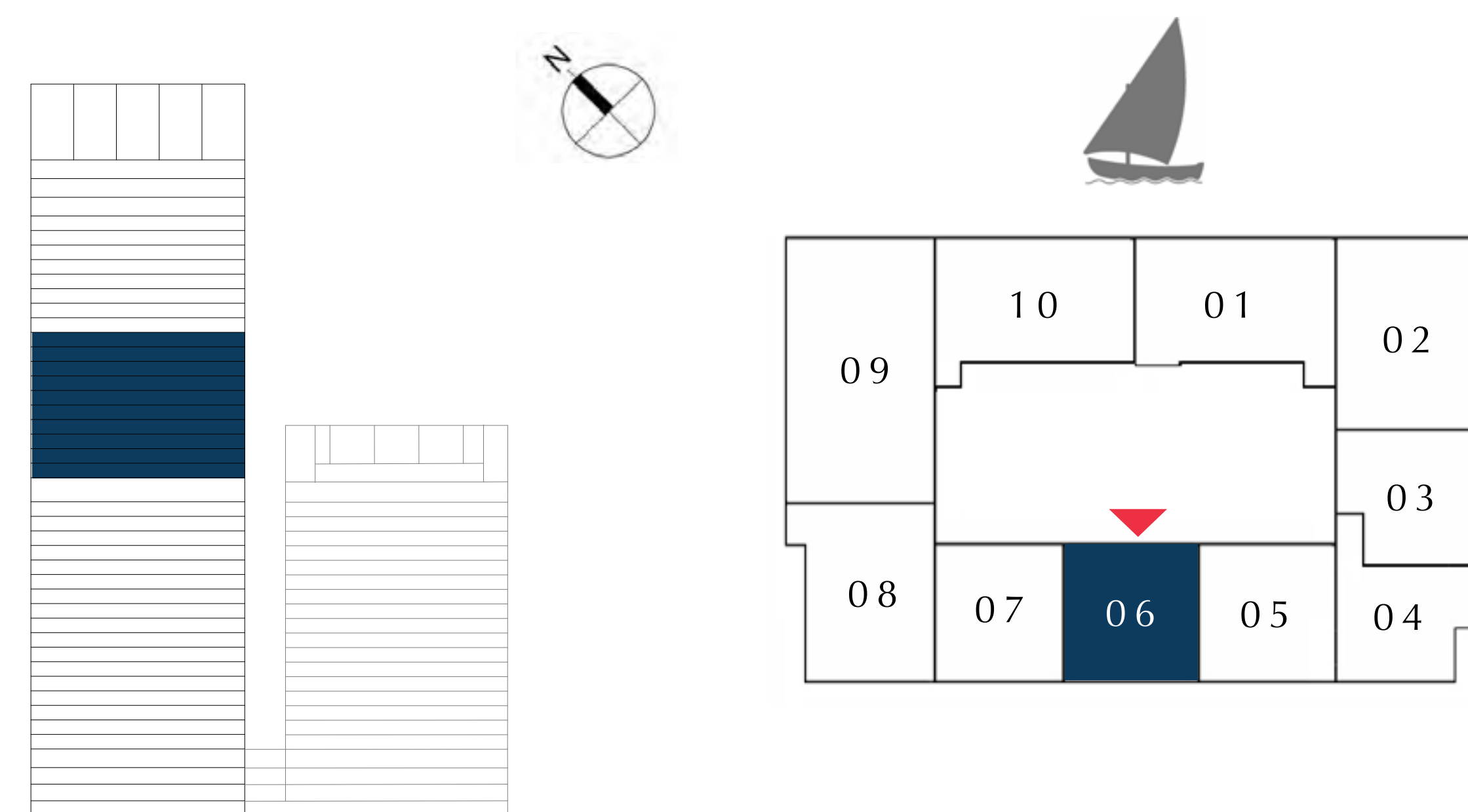
CREEK EDGE

TOWER 1

1 BEDROOM

UNIT 06 | LEVEL 20-29

| | | |
|--------------|---------------|-------------|
| SUITE AREA | 644.76 SQ.FT. | 59.90 SQ.M. |
| BALCONY AREA | 63.72 SQ.FT. | 5.92 SQ.M. |
| TOTAL AREA | 708.48 SQ.FT. | 65.82 SQ.M. |



FLOOR PLAN 1. All dimensions are in imperial and metric, and measured from finish to finish excluding construction tolerances. 2. All materials, dimensions, and drawings are approximate only. 3. Information is subject to change without notice, at developer's absolute discretion. 4. Actual area may vary from the stated area. 5. Drawings not to scale. 6. All images used are for illustrative purposes only and do not represent the actual size, features, specifications, fittings, and furnishings. 7. The developer reserves the right to make revisions / alterations, at it's absolute discretion, without any liability whatsoever.

DUBAI CREEK HARBOUR

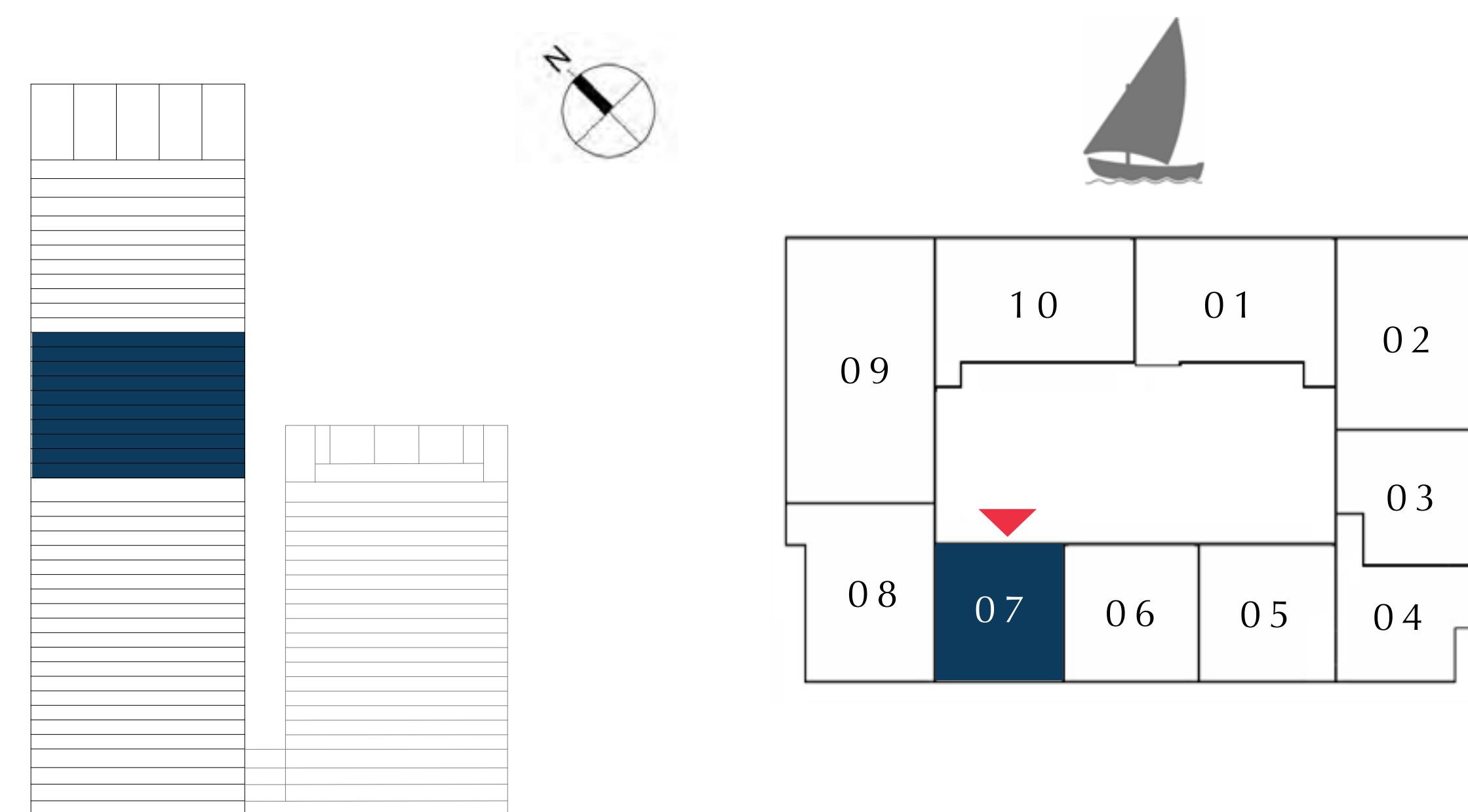
CREEK EDGE

TOWER 1

1 BEDROOM

UNIT 07 | LEVEL 20-29

| | | |
|--------------|---------------|-------------|
| SUITE AREA | 658.64 SQ.FT. | 61.19 SQ.M. |
| BALCONY AREA | 68.78 SQ.FT. | 6.39 SQ.M. |
| TOTAL AREA | 727.42 SQ.FT. | 67.58 SQ.M. |



FLOOR PLAN 1. All dimensions are in imperial and metric, and measured from finish to finish excluding construction tolerances. 2. All materials, dimensions, and drawings are approximate only. 3. Information is subject to change without notice, at developer's absolute discretion. 4. Actual area may vary from the stated area. 5. Drawings not to scale. 6. All images used are for illustrative purposes only and do not represent the actual size, features, specifications, fittings, and furnishings. 7. The developer reserves the right to make revisions / alterations, at it's absolute discretion, without any liability whatsoever.

DUBAI CREEK HARBOUR

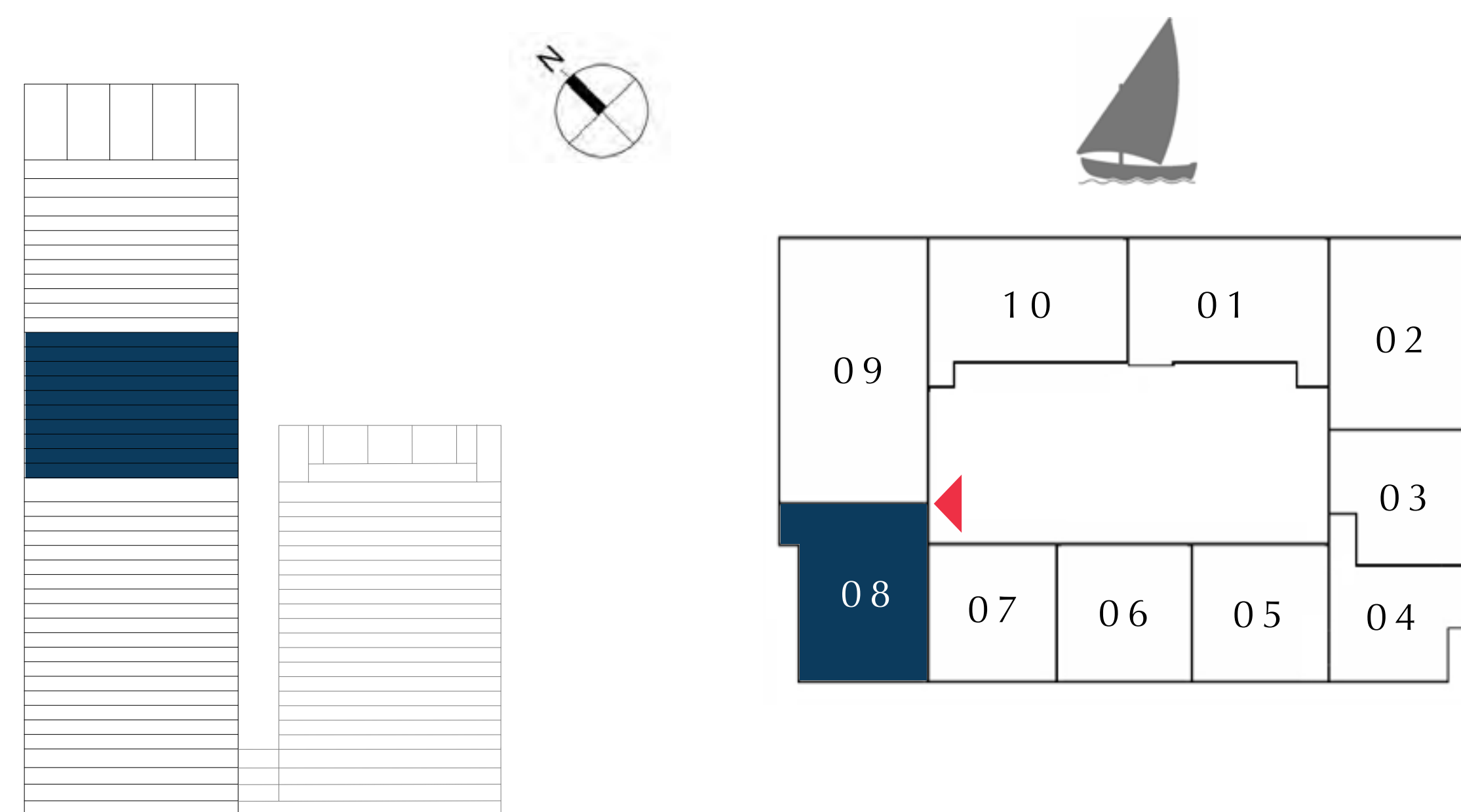
CREEK EDGE

TOWER 1

2 BEDROOM

UNIT 08 | LEVEL 20-29

| | | |
|--------------|----------------|-------------|
| SUITE AREA | 995.45 SQ.FT. | 92.48 SQ.M. |
| BALCONY AREA | 51.13 SQ.FT. | 4.75 SQ.M. |
| TOTAL AREA | 1046.58 SQ.FT. | 97.23 SQ.M. |



FLOOR PLAN 1. All dimensions are in imperial and metric, and measured from finish to finish excluding construction tolerances. 2. All materials, dimensions, and drawings are approximate only. 3. Information is subject to change without notice, at developer's absolute discretion. 4. Actual area may vary from the stated area. 5. Drawings not to scale. 6. All images used are for illustrative purposes only and do not represent the actual size, features, specifications, fittings, and furnishings. 7. The developer reserves the right to make revisions / alterations, at it's absolute discretion, without any liability whatsoever.

DUBAI CREEK HARBOUR

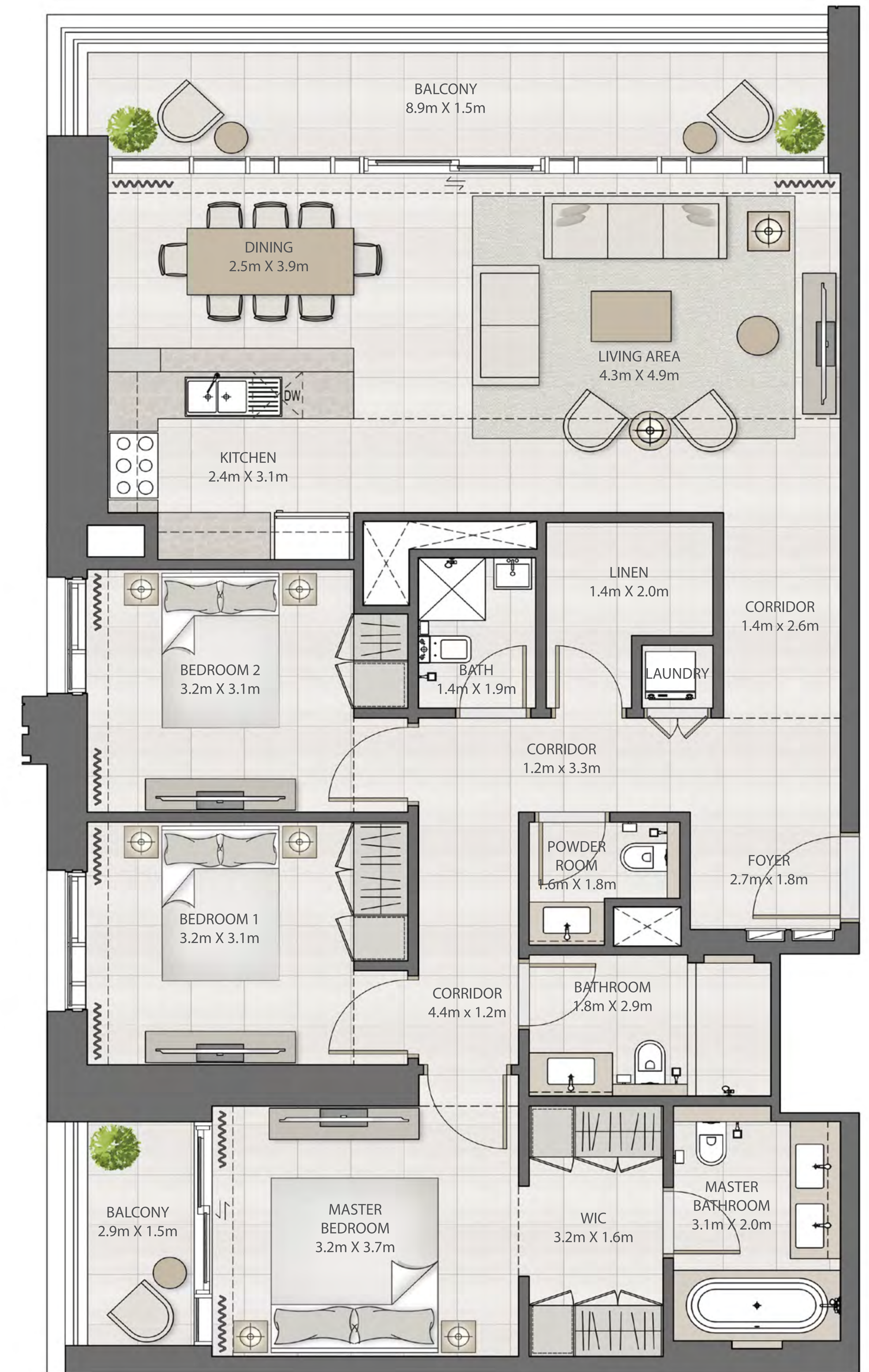
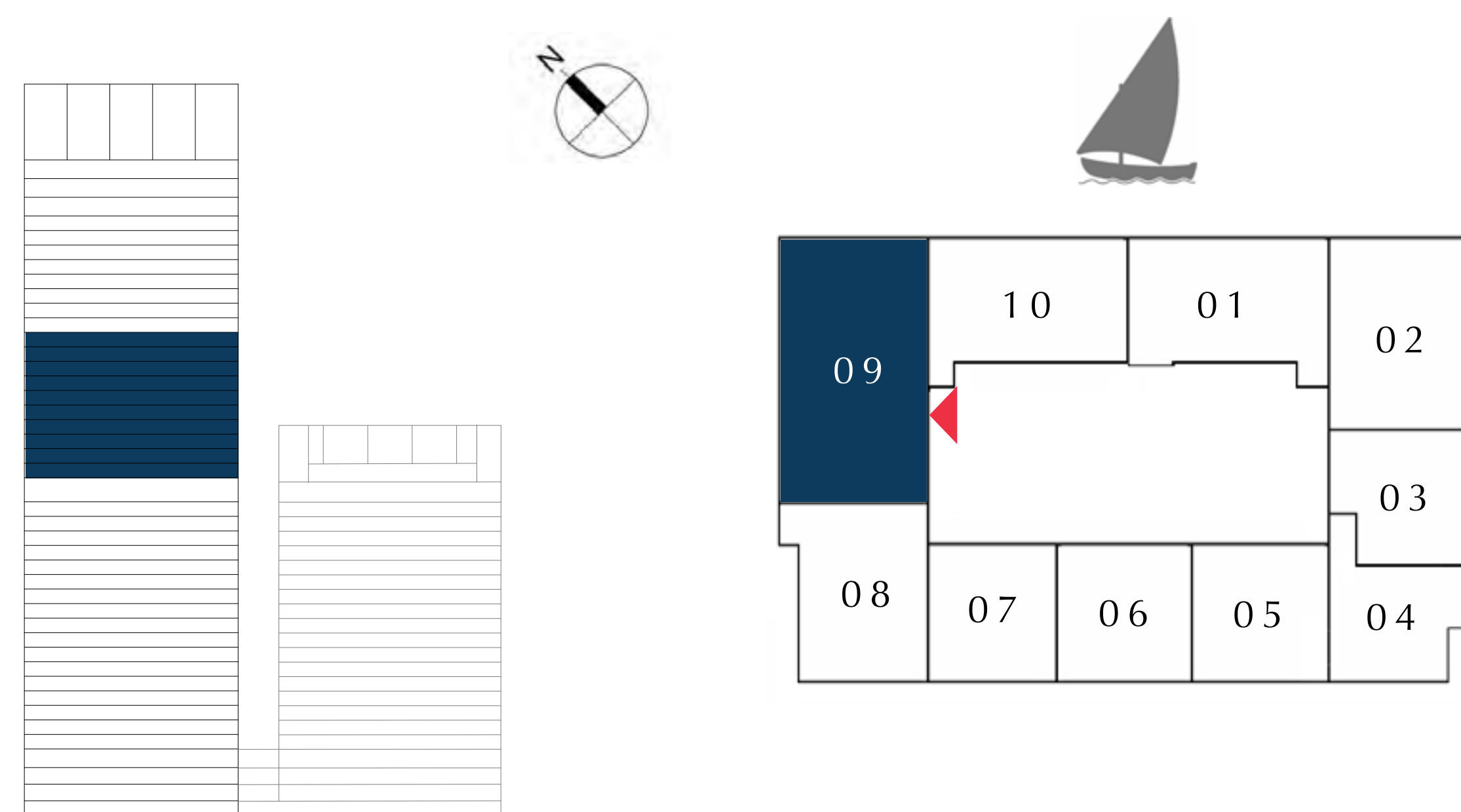
CREEK EDGE

TOWER 1

3 BEDROOM

UNIT 09 | LEVEL 20-29

| | | |
|--------------|----------------|--------------|
| SUITE AREA | 1436.44 SQ.FT. | 133.45 SQ.M. |
| BALCONY AREA | 208.17 SQ.FT. | 19.34 SQ.M. |
| TOTAL AREA | 1644.61 SQ.FT. | 152.79 SQ.M. |



FLOOR PLAN 1. All dimensions are in imperial and metric, and measured from finish to finish excluding construction tolerances. 2. All materials, dimensions, and drawings are approximate only. 3. Information is subject to change without notice, at developer's absolute discretion. 4. Actual area may vary from the stated area. 5. Drawings not to scale. 6. All images used are for illustrative purposes only and do not represent the actual size, features, specifications, fittings, and furnishings. 7. The developer reserves the right to make revisions / alterations, at it's absolute discretion, without any liability whatsoever.

DUBAI CREEK HARBOUR

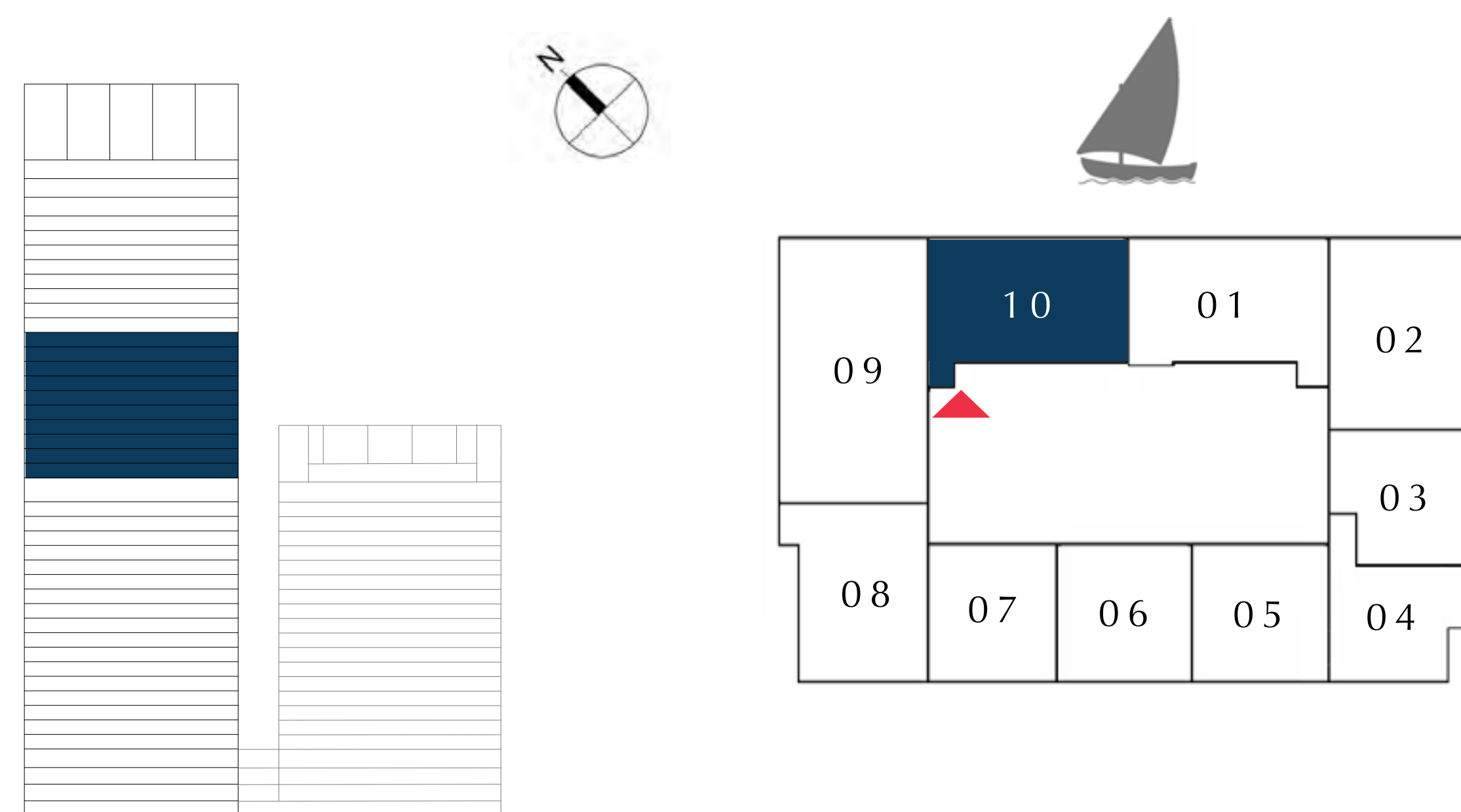
CREEK EDGE

TOWER 1

2 BEDROOM

UNIT 10 | LEVEL 20-29

| | | |
|--------------|----------------|--------------|
| SUITE AREA | 1003.30 SQ.FT. | 93.21 SQ.M. |
| BALCONY AREA | 75.89 SQ.FT. | 7.05 SQ.M. |
| TOTAL AREA | 1079.19 SQ.FT. | 100.26 SQ.M. |



FLOOR PLAN 1. All dimensions are in imperial and metric, and measured from finish to finish excluding construction tolerances. 2. All materials, dimensions, and drawings are approximate only. 3. Information is subject to change without notice, at developer's absolute discretion. 4. Actual area may vary from the stated area. 5. Drawings not to scale. 6. All images used are for illustrative purposes only and do not represent the actual size, features, specifications, fittings, and furnishings. 7. The developer reserves the right to make revisions / alterations, at it's absolute discretion, without any liability whatsoever.

TOWER 1

TIER 3

EMAAR

DUBAI CREEK HARBOUR

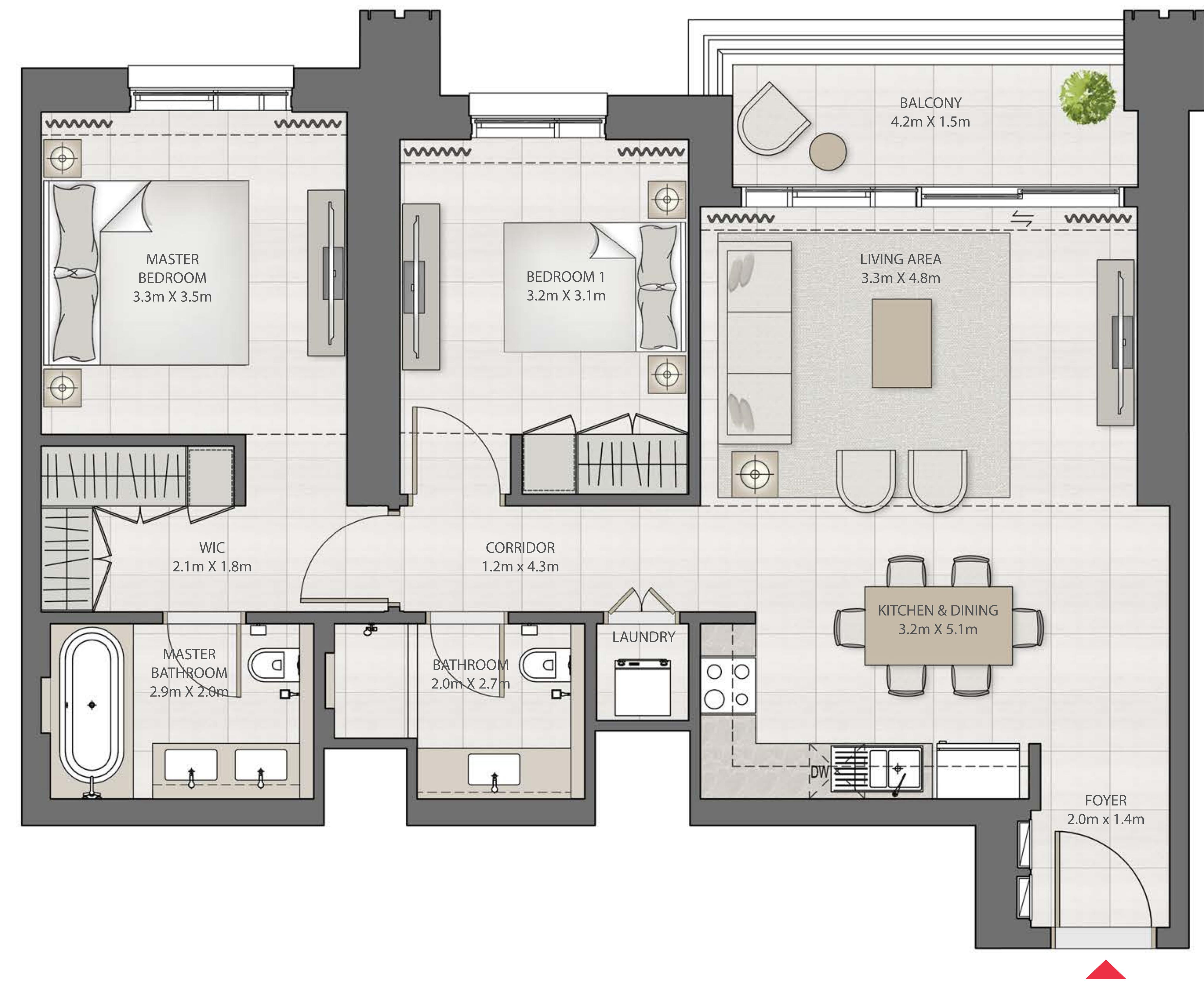
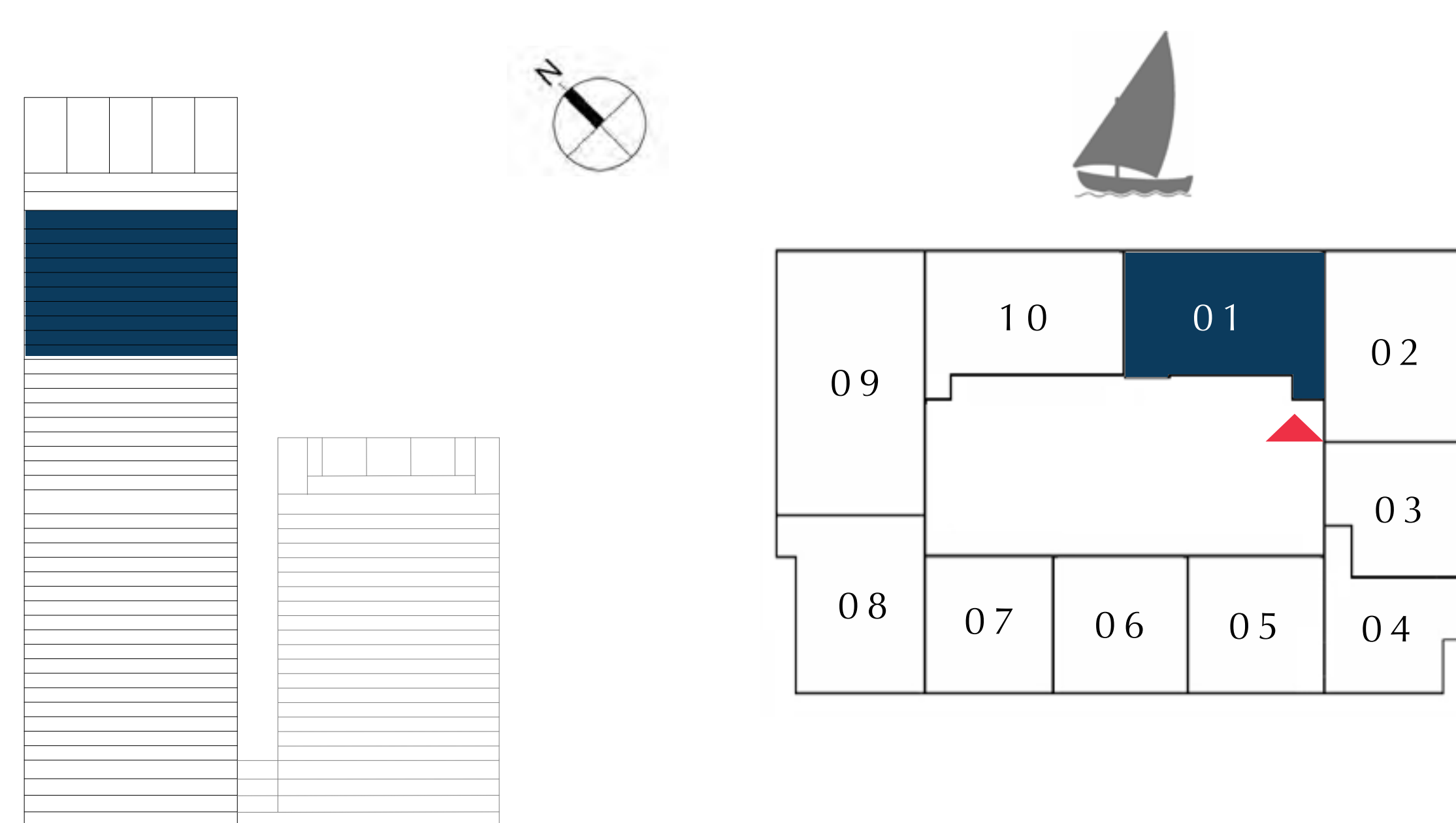
CREEK EDGE

TOWER 1

2 BEDROOM

UNIT 01 | LEVEL 30-38

| | | |
|--------------|----------------|--------------|
| SUITE AREA | 1002.44 SQ.FT. | 93.13 SQ.M. |
| BALCONY AREA | 75.89 SQ.FT. | 7.05 SQ.M. |
| TOTAL AREA | 1078.33 SQ.FT. | 100.18 SQ.M. |



FLOOR PLAN 1. All dimensions are in imperial and metric, and measured from finish to finish excluding construction tolerances. 2. All materials, dimensions, and drawings are approximate only. 3. Information is subject to change without notice, at developer's absolute discretion. 4. Actual area may vary from the stated area. 5. Drawings not to scale. 6. All images used are for illustrative purposes only and do not represent the actual size, features, specifications, fittings, and furnishings. 7. The developer reserves the right to make revisions / alterations, at it's absolute discretion, without any liability whatsoever.

DUBAI CREEK HARBOUR

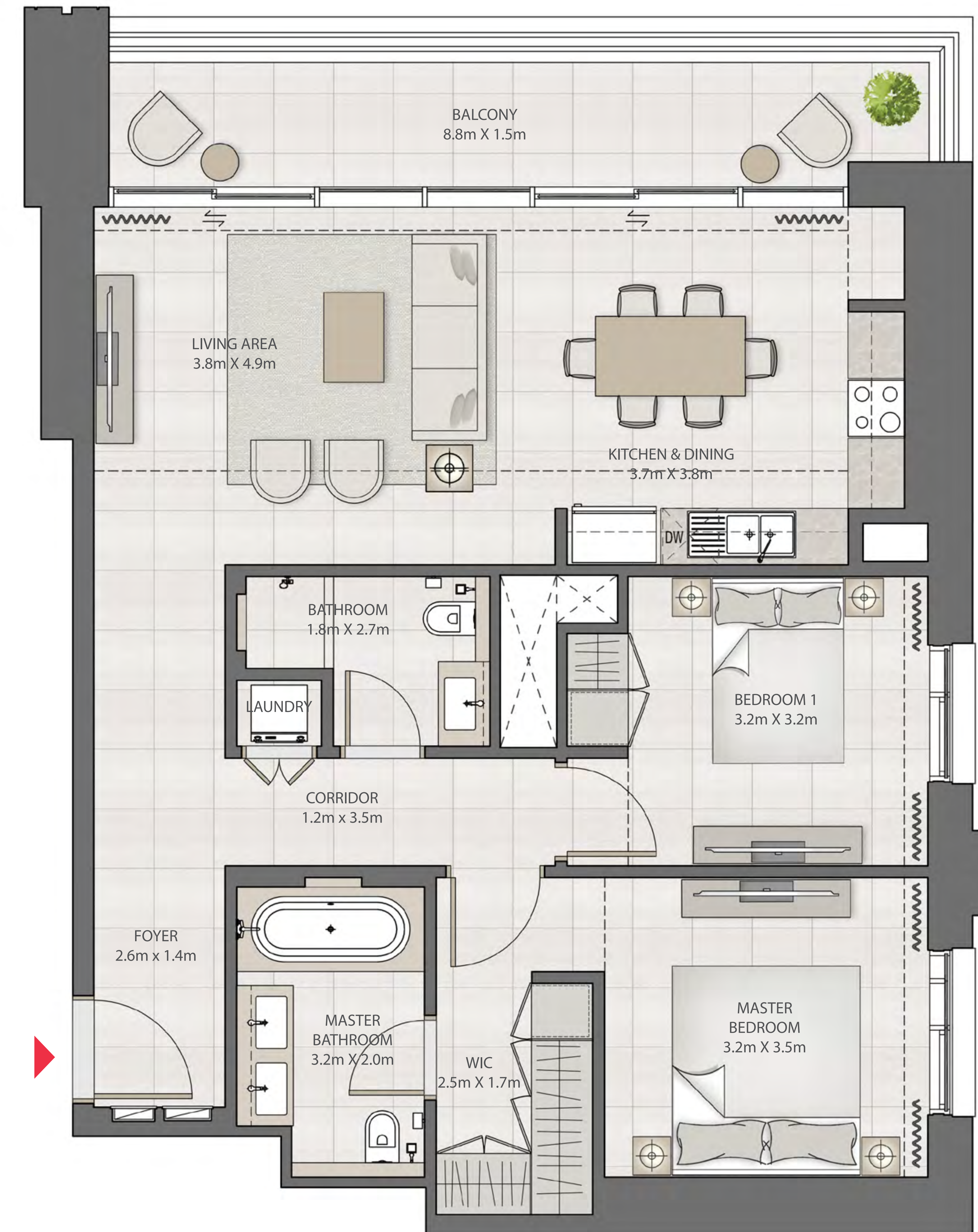
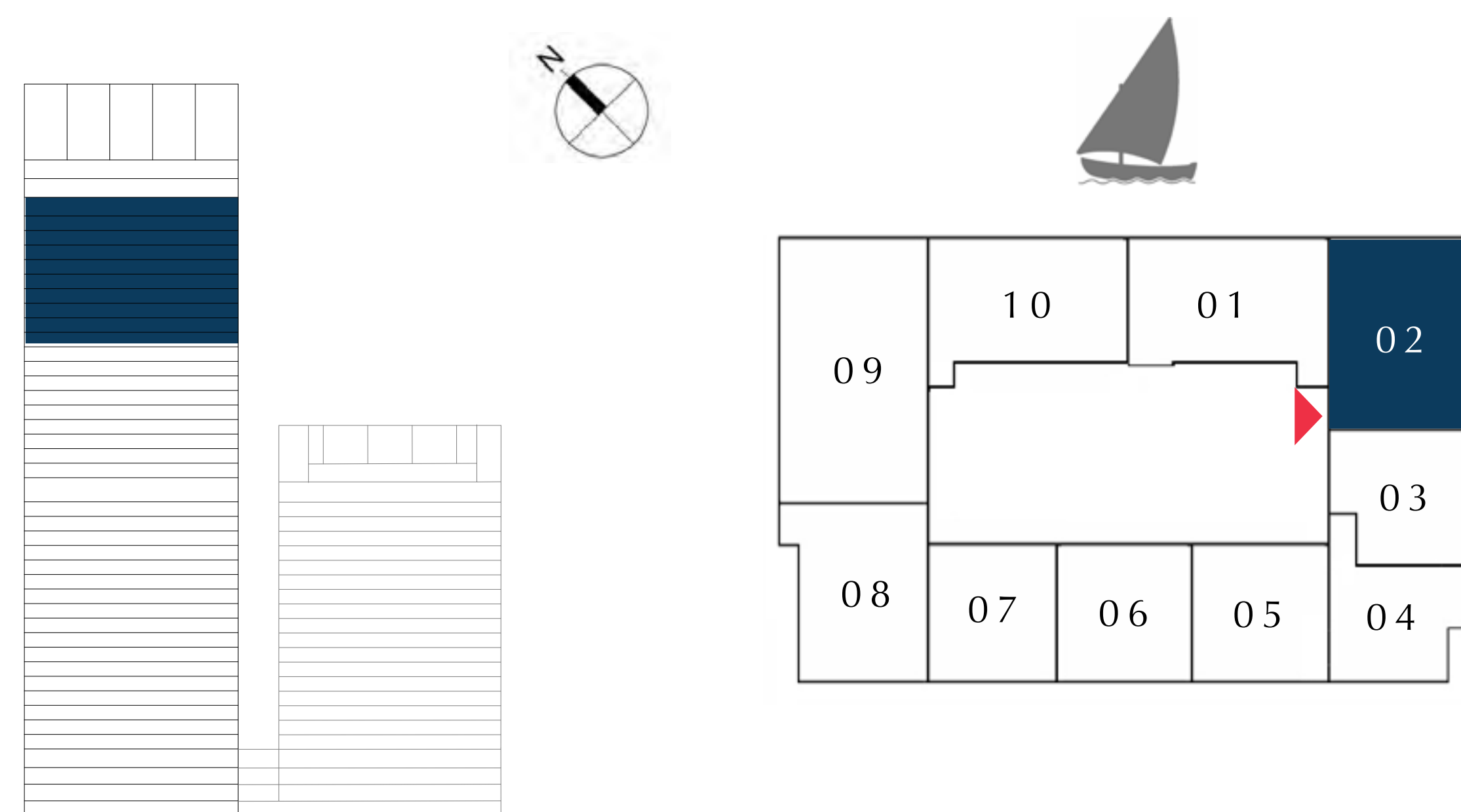
CREEK EDGE

TOWER 1

2 BEDROOM

UNIT 02 | LEVEL 30-38

| | | |
|--------------|----------------|--------------|
| SUITE AREA | 1032.58 SQ.FT. | 95.93 SQ.M. |
| BALCONY AREA | 148.11 SQ.FT. | 13.76 SQ.M. |
| TOTAL AREA | 1180.69 SQ.FT. | 109.69 SQ.M. |



FLOOR PLAN 1. All dimensions are in imperial and metric, and measured from finish to finish excluding construction tolerances. 2. All materials, dimensions, and drawings are approximate only. 3. Information is subject to change without notice, at developer's absolute discretion. 4. Actual area may vary from the stated area. 5. Drawings not to scale. 6. All images used are for illustrative purposes only and do not represent the actual size, features, specifications, fittings, and furnishings. 7. The developer reserves the right to make revisions / alterations, at it's absolute discretion, without any liability whatsoever.

DUBAI CREEK HARBOUR

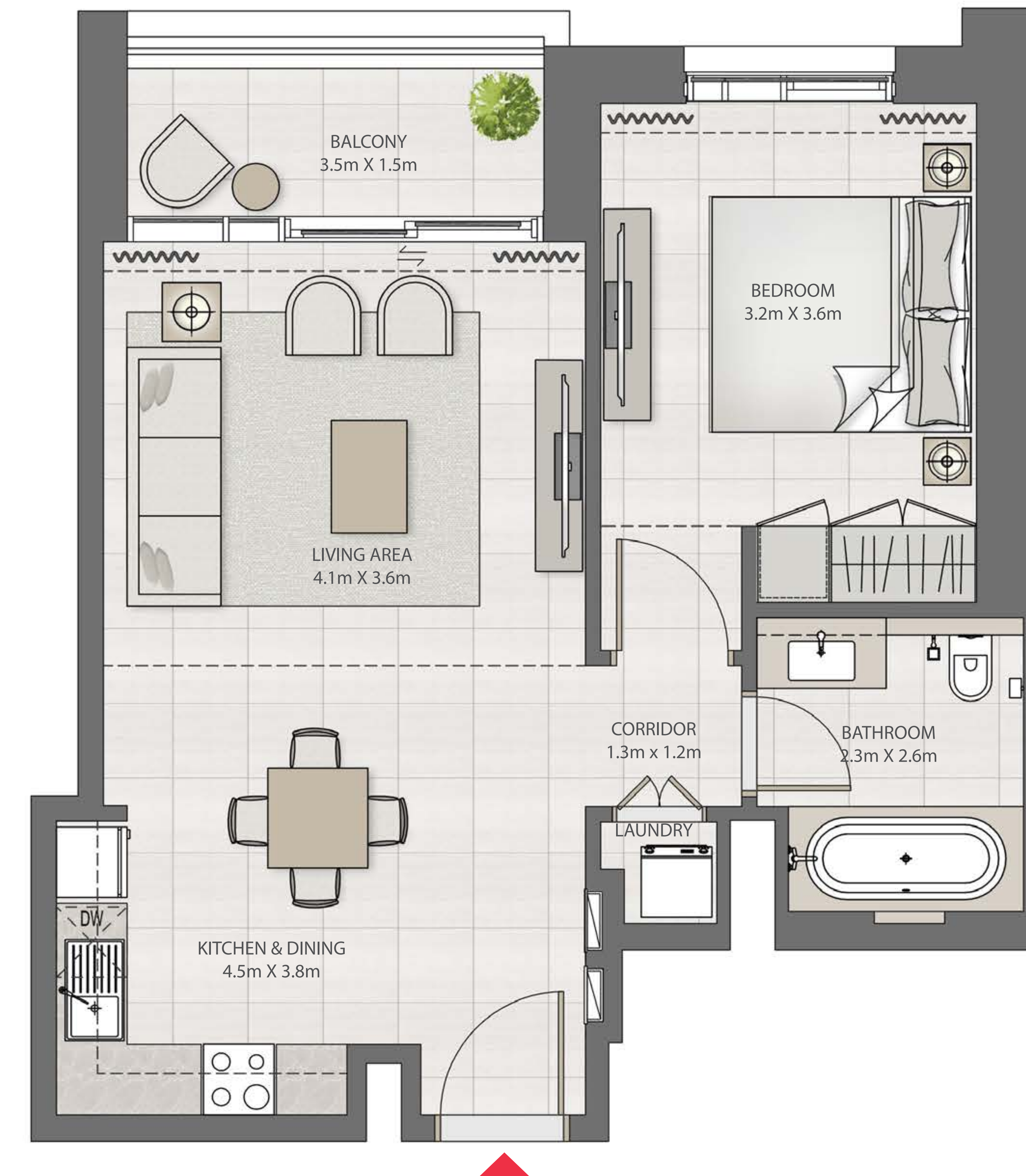
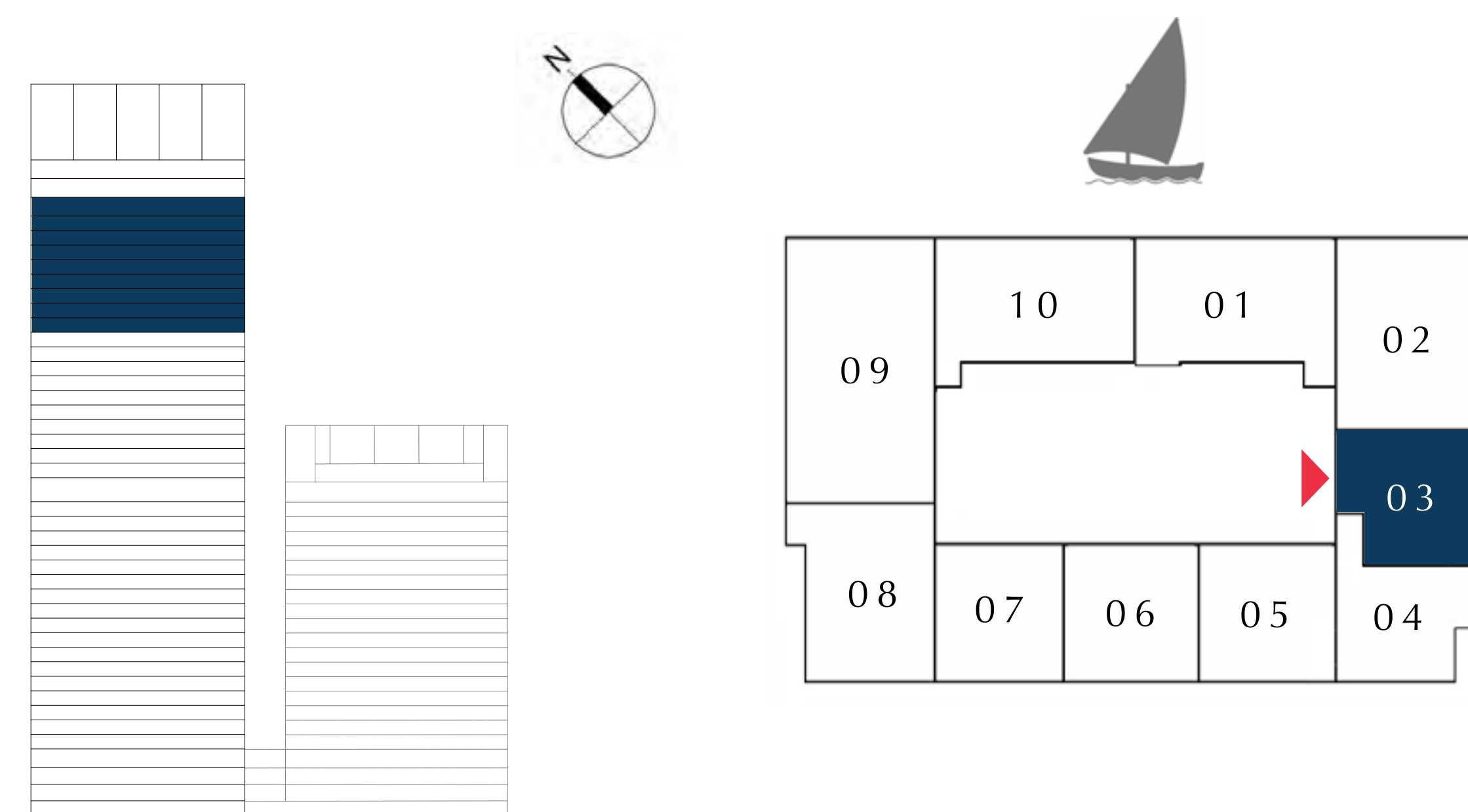
CREEK EDGE

TOWER 1

1 BEDROOM

UNIT 03 | LEVEL 30-38

| | | |
|--------------|---------------|-------------|
| SUITE AREA | 652.62 SQ.FT. | 60.63 SQ.M. |
| BALCONY AREA | 69.86 SQ.FT. | 6.49 SQ.M. |
| TOTAL AREA | 722.48 SQ.FT. | 67.12 SQ.M. |



FLOOR PLAN 1. All dimensions are in imperial and metric, and measured from finish to finish excluding construction tolerances. 2. All materials, dimensions, and drawings are approximate only. 3. Information is subject to change without notice, at developer's absolute discretion. 4. Actual area may vary from the stated area. 5. Drawings not to scale. 6. All images used are for illustrative purposes only and do not represent the actual size, features, specifications, fittings, and furnishings. 7. The developer reserves the right to make revisions / alterations, at it's absolute discretion, without any liability whatsoever.

DUBAI CREEK HARBOUR

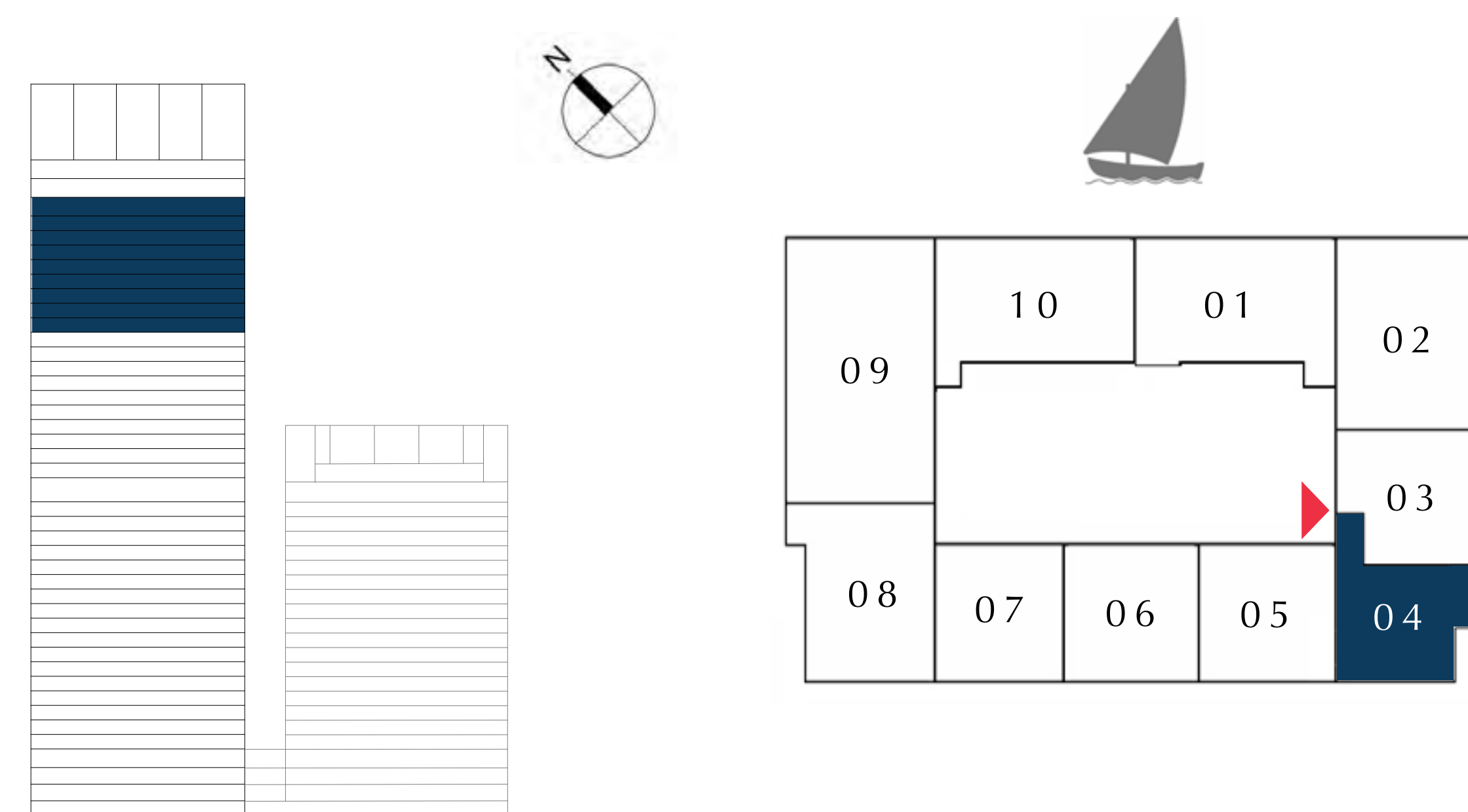
CREEK EDGE

TOWER 1

1 BEDROOM

UNIT 04 | LEVEL 30-38

| | | |
|--------------|---------------|-------------|
| SUITE AREA | 741.85 SQ.FT. | 68.92 SQ.M. |
| BALCONY AREA | 69.97 SQ.FT. | 6.50 SQ.M. |
| TOTAL AREA | 811.82 SQ.FT. | 75.42 SQ.M. |



FLOOR PLAN 1. All dimensions are in imperial and metric, and measured from finish to finish excluding construction tolerances. 2. All materials, dimensions, and drawings are approximate only. 3. Information is subject to change without notice, at developer's absolute discretion. 4. Actual area may vary from the stated area. 5. Drawings not to scale. 6. All images used are for illustrative purposes only and do not represent the actual size, features, specifications, fittings, and furnishings. 7. The developer reserves the right to make revisions / alterations, at it's absolute discretion, without any liability whatsoever.

DUBAI CREEK HARBOUR

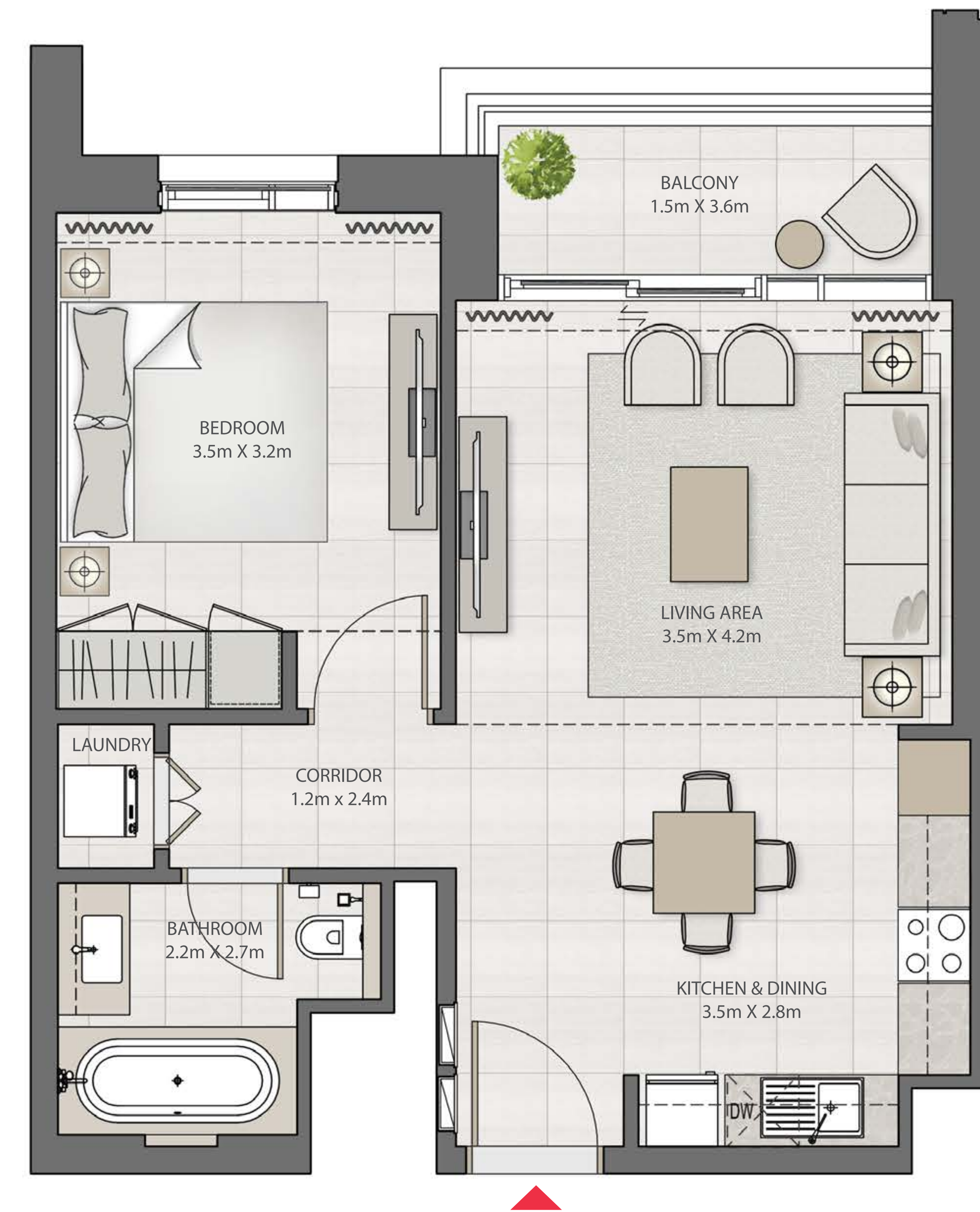
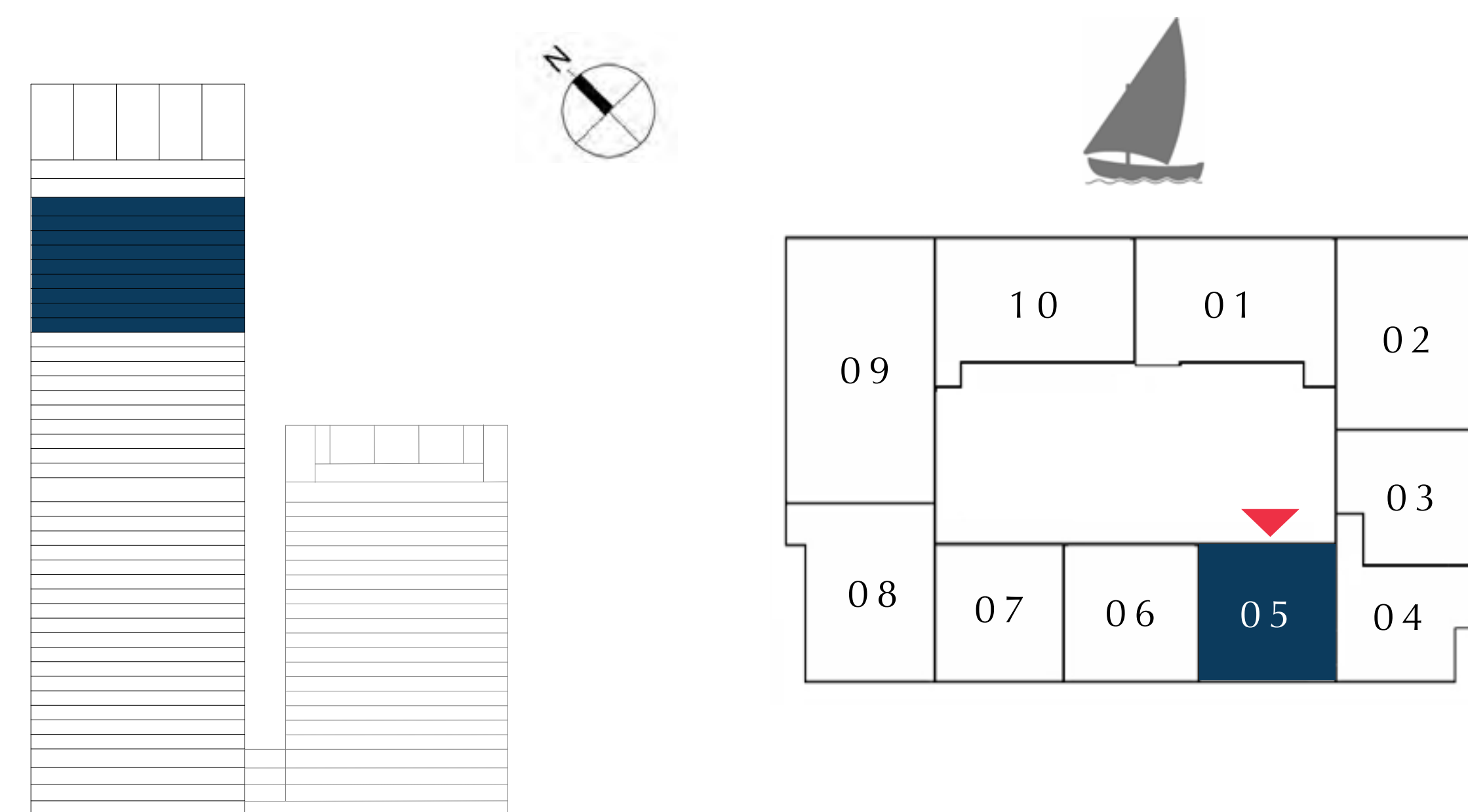
CREEK EDGE

TOWER 1

1 BEDROOM

UNIT 05 | LEVEL 30-38

| | | |
|--------------|---------------|-------------|
| SUITE AREA | 627.54 SQ.FT. | 58.30 SQ.M. |
| BALCONY AREA | 62.32 SQ.FT. | 5.79 SQ.M. |
| TOTAL AREA | 689.86 SQ.FT. | 64.09 SQ.M. |



FLOOR PLAN 1. All dimensions are in imperial and metric, and measured from finish to finish excluding construction tolerances. 2. All materials, dimensions, and drawings are approximate only. 3. Information is subject to change without notice, at developer's absolute discretion. 4. Actual area may vary from the stated area. 5. Drawings not to scale. 6. All images used are for illustrative purposes only and do not represent the actual size, features, specifications, fittings, and furnishings. 7. The developer reserves the right to make revisions / alterations, at it's absolute discretion, without any liability whatsoever.

DUBAI CREEK HARBOUR

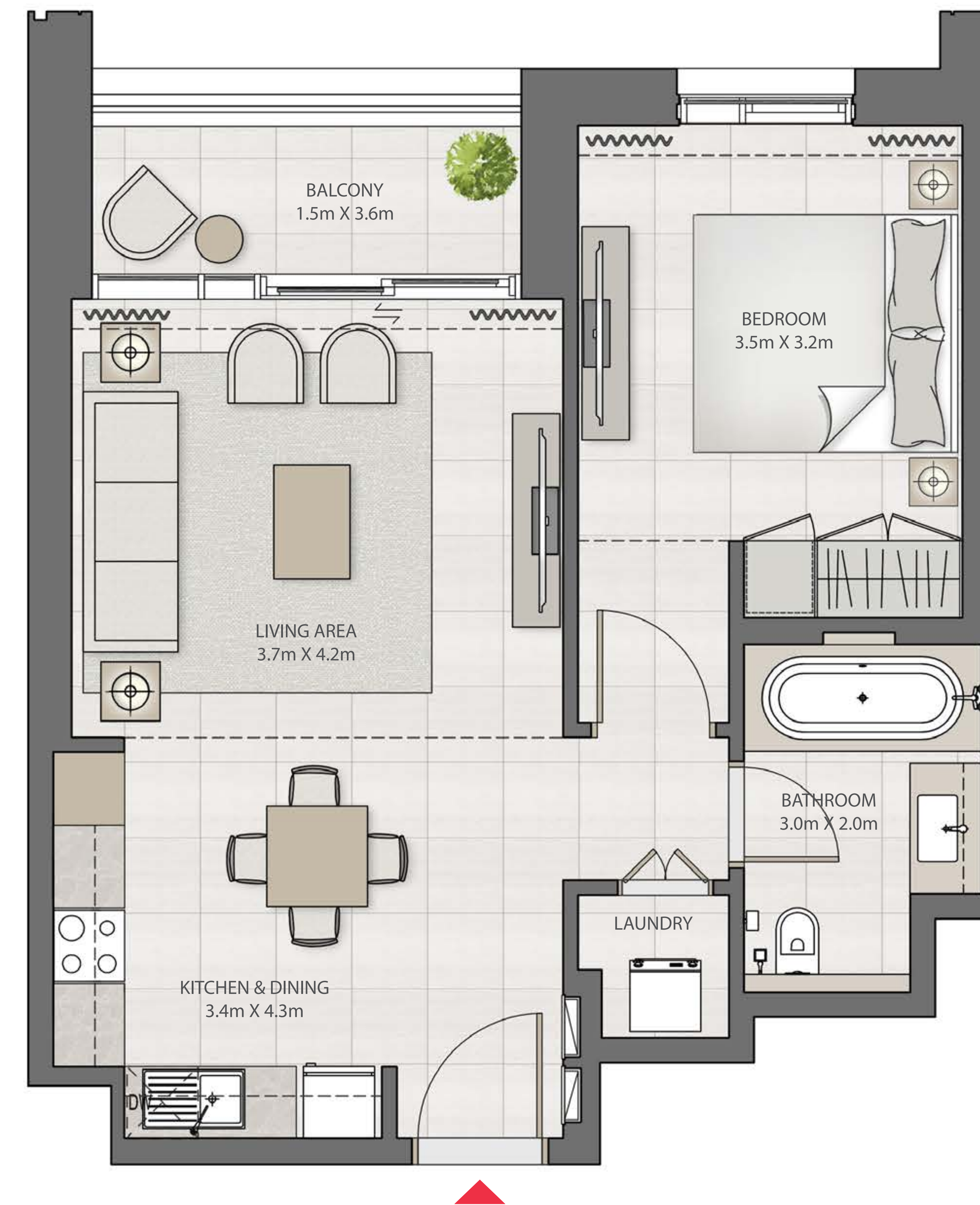
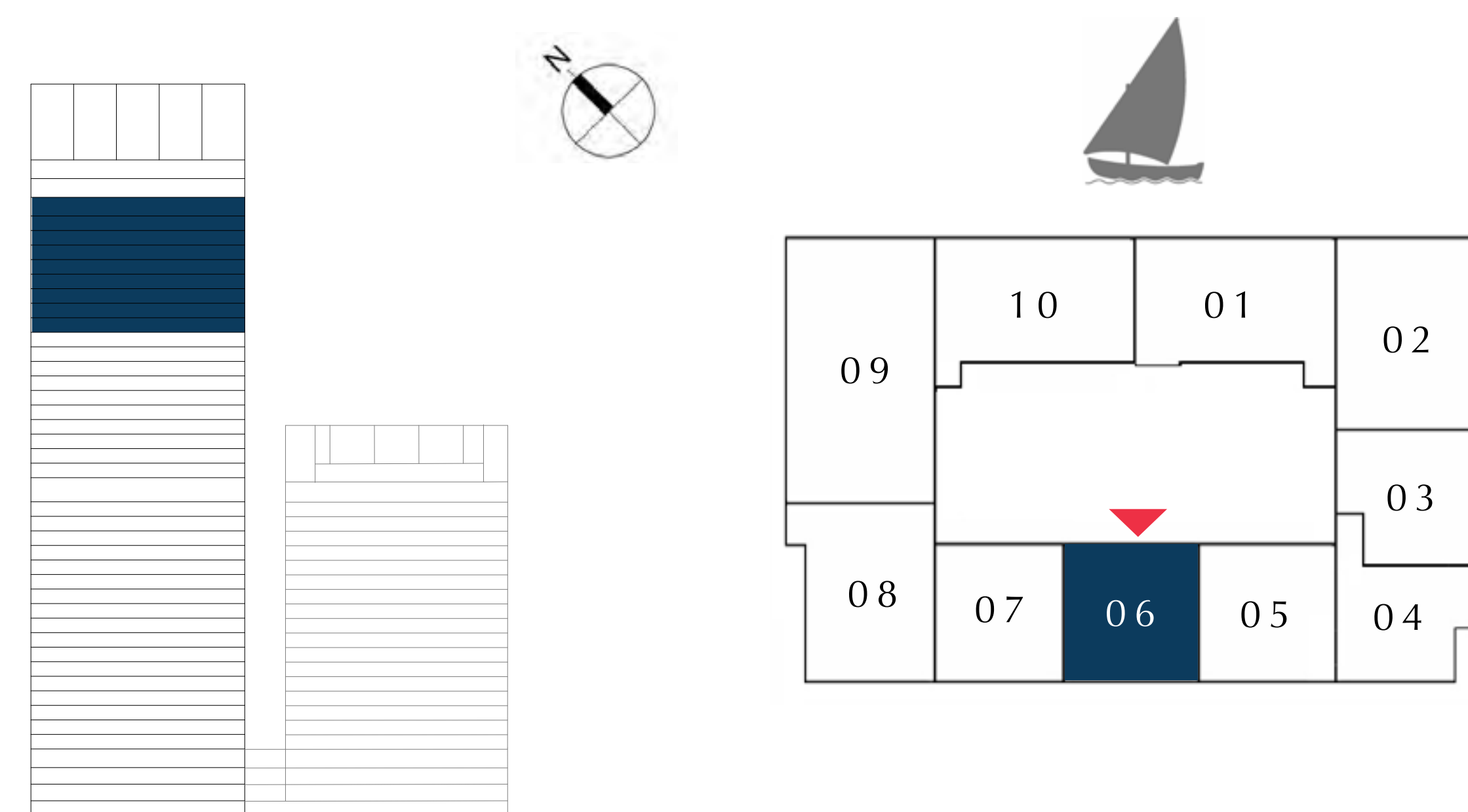
CREEK EDGE

TOWER 1

1 BEDROOM

UNIT 06 | LEVEL 30-38

| | | |
|--------------|---------------|-------------|
| SUITE AREA | 644.76 SQ.FT. | 59.90 SQ.M. |
| BALCONY AREA | 63.72 SQ.FT. | 5.92 SQ.M. |
| TOTAL AREA | 708.48 SQ.FT. | 65.82 SQ.M. |



FLOOR PLAN 1. All dimensions are in imperial and metric, and measured from finish to finish excluding construction tolerances. 2. All materials, dimensions, and drawings are approximate only. 3. Information is subject to change without notice, at developer's absolute discretion. 4. Actual area may vary from the stated area. 5. Drawings not to scale. 6. All images used are for illustrative purposes only and do not represent the actual size, features, specifications, fittings, and furnishings. 7. The developer reserves the right to make revisions / alterations, at it's absolute discretion, without any liability whatsoever.

DUBAI CREEK HARBOUR

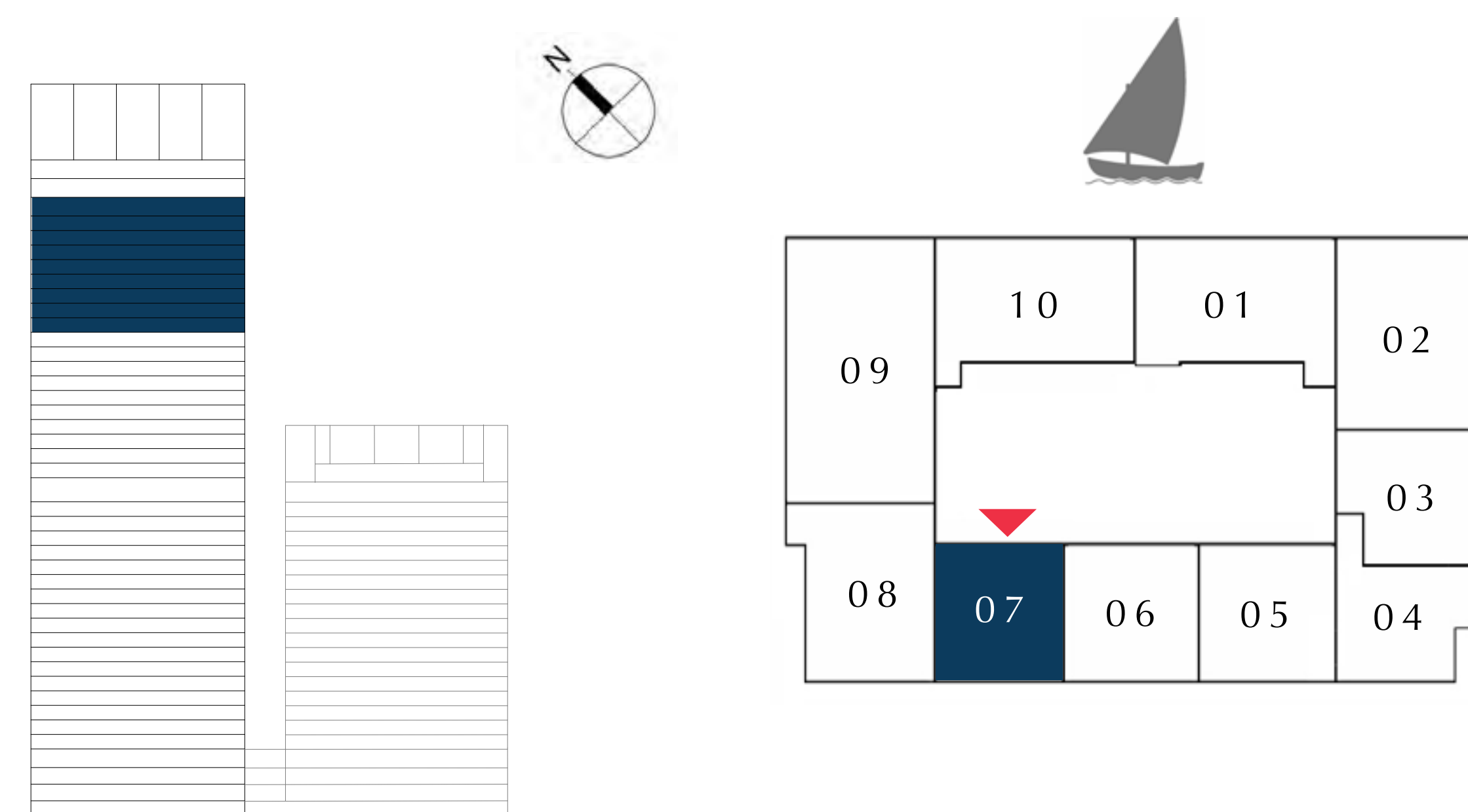
CREEK EDGE

TOWER 1

1 BEDROOM

UNIT 07 | LEVEL 30-38

| | | |
|--------------|---------------|-------------|
| SUITE AREA | 658.64 SQ.FT. | 61.19 SQ.M. |
| BALCONY AREA | 68.78 SQ.FT. | 6.39 SQ.M. |
| TOTAL AREA | 727.42 SQ.FT. | 67.58 SQ.M. |



FLOOR PLAN 1. All dimensions are in imperial and metric, and measured from finish to finish excluding construction tolerances. 2. All materials, dimensions, and drawings are approximate only. 3. Information is subject to change without notice, at developer's absolute discretion. 4. Actual area may vary from the stated area. 5. Drawings not to scale. 6. All images used are for illustrative purposes only and do not represent the actual size, features, specifications, fittings, and furnishings. 7. The developer reserves the right to make revisions / alterations, at it's absolute discretion, without any liability whatsoever.

DUBAI CREEK HARBOUR

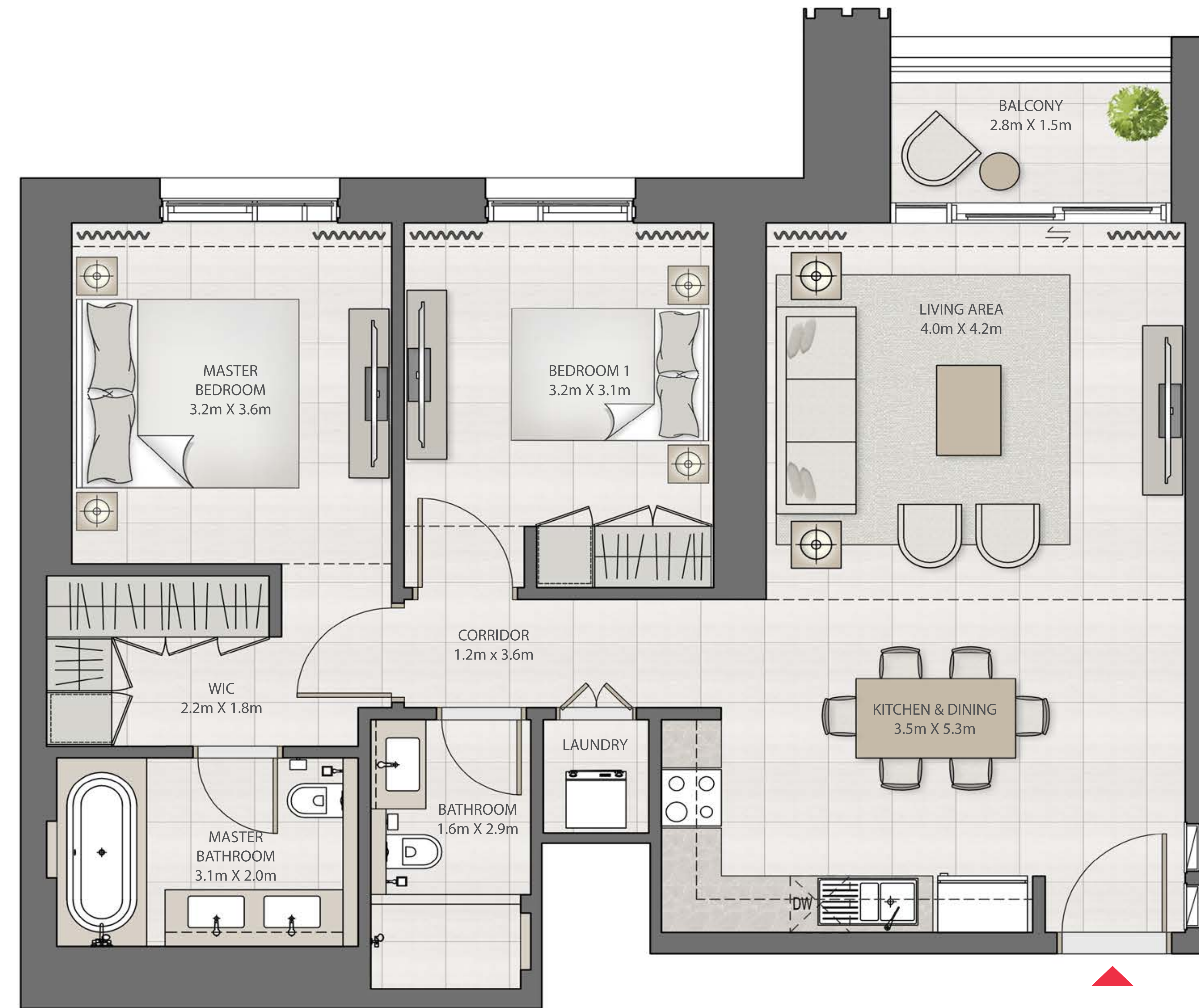
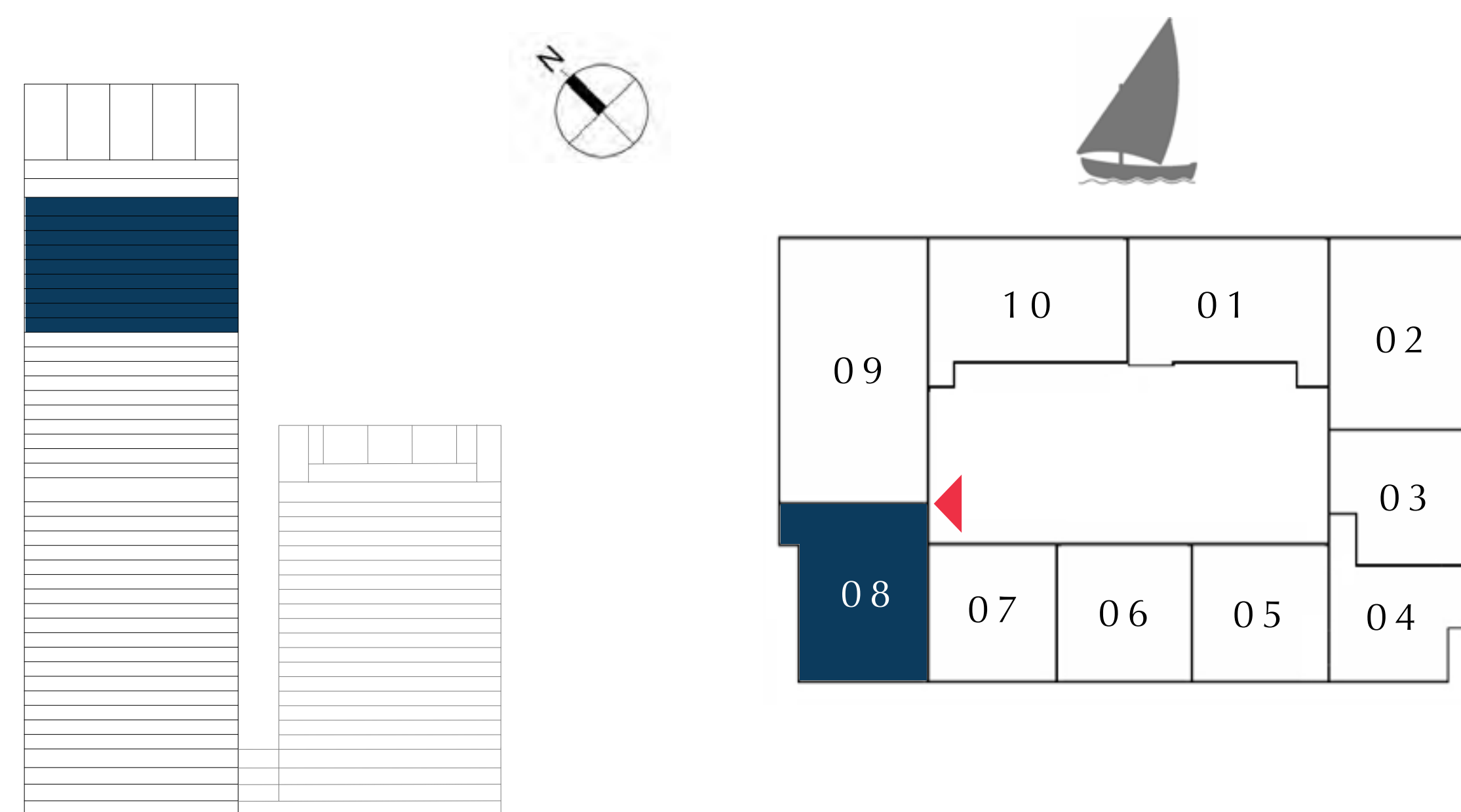
CREEK EDGE

TOWER 1

2 BEDROOM

UNIT 08 | LEVEL 30-38

| | | |
|--------------|----------------|-------------|
| SUITE AREA | 995.45 SQ.FT. | 92.48 SQ.M. |
| BALCONY AREA | 51.13 SQ.FT. | 4.75 SQ.M. |
| TOTAL AREA | 1046.58 SQ.FT. | 97.23 SQ.M. |



FLOOR PLAN 1. All dimensions are in imperial and metric, and measured from finish to finish excluding construction tolerances. 2. All materials, dimensions, and drawings are approximate only. 3. Information is subject to change without notice, at developer's absolute discretion. 4. Actual area may vary from the stated area. 5. Drawings not to scale. 6. All images used are for illustrative purposes only and do not represent the actual size, features, specifications, fittings, and furnishings. 7. The developer reserves the right to make revisions / alterations, at it's absolute discretion, without any liability whatsoever.

DUBAI CREEK HARBOUR

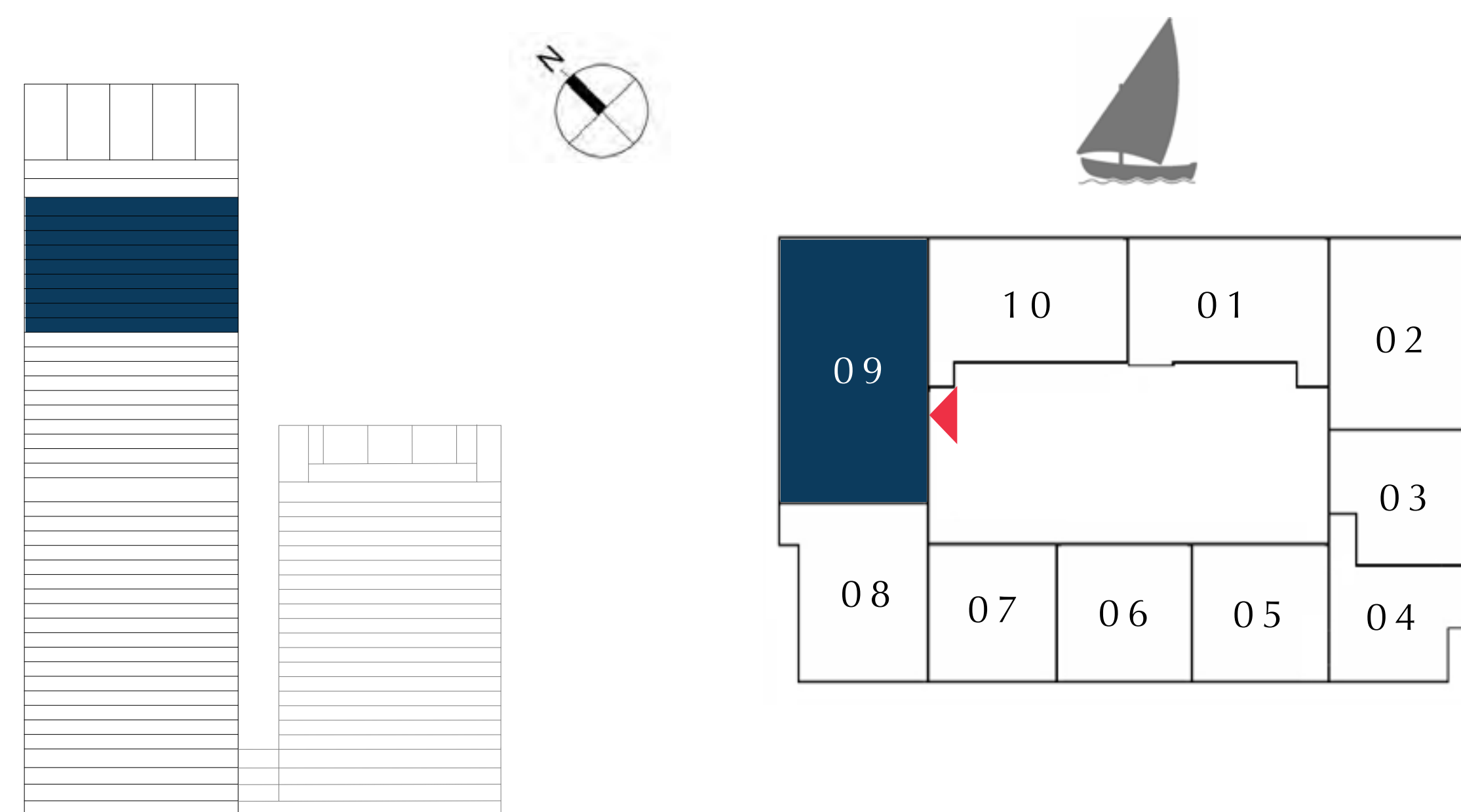
CREEK EDGE

TOWER 1

3 BEDROOM

UNIT 09 | LEVEL 30-38

| | | |
|--------------|----------------|--------------|
| SUITE AREA | 1436.44 SQ.FT. | 133.45 SQ.M. |
| BALCONY AREA | 208.17 SQ.FT. | 19.34 SQ.M. |
| TOTAL AREA | 1644.61 SQ.FT. | 152.79 SQ.M. |



FLOOR PLAN 1. All dimensions are in imperial and metric, and measured from finish to finish excluding construction tolerances. 2. All materials, dimensions, and drawings are approximate only. 3. Information is subject to change without notice, at developer's absolute discretion. 4. Actual area may vary from the stated area. 5. Drawings not to scale. 6. All images used are for illustrative purposes only and do not represent the actual size, features, specifications, fittings, and furnishings. 7. The developer reserves the right to make revisions / alterations, at it's absolute discretion, without any liability whatsoever.

DUBAI CREEK HARBOUR

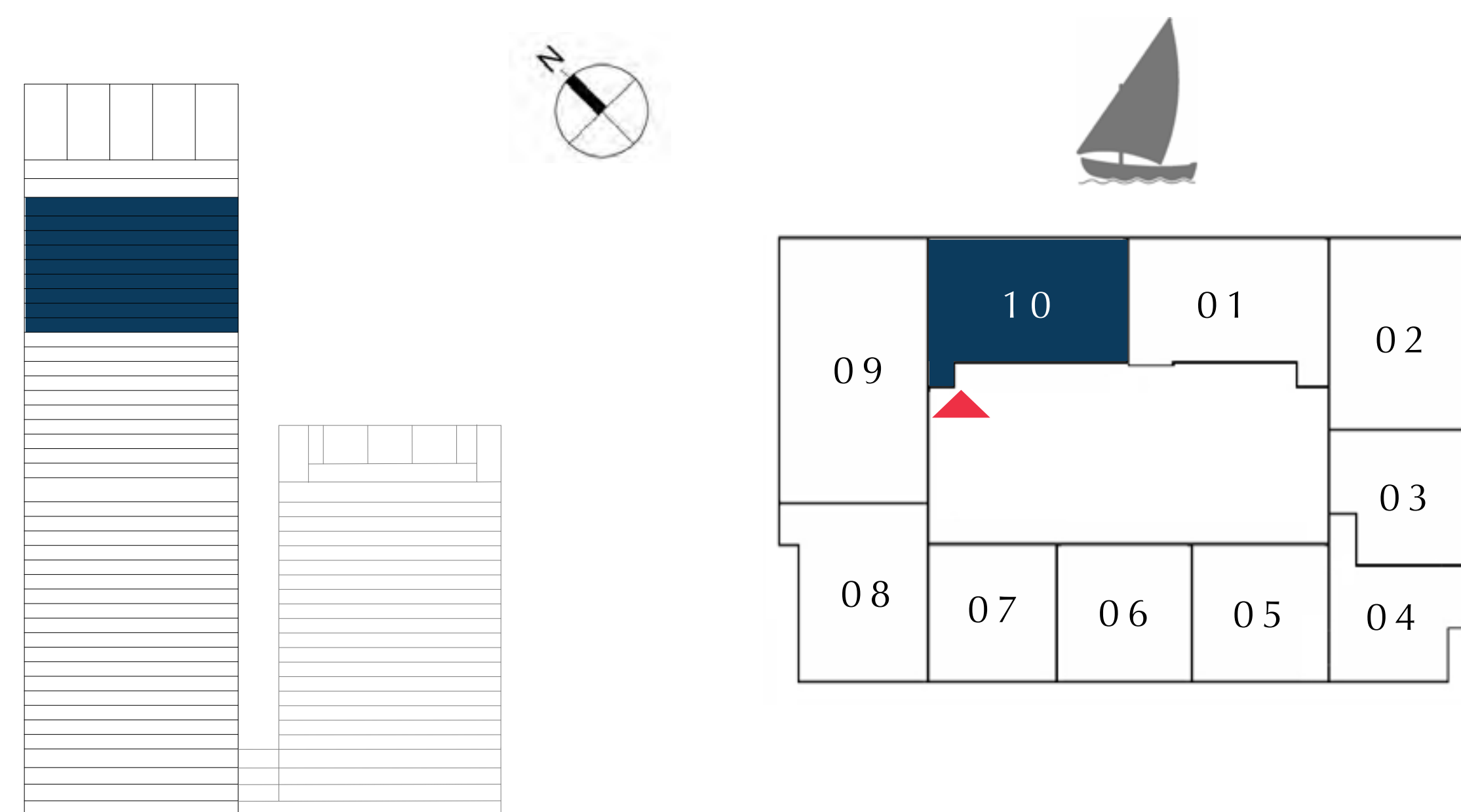
CREEK EDGE

TOWER 1

2 BEDROOM

UNIT 10 | LEVEL 30-38

| | | |
|--------------|----------------|--------------|
| SUITE AREA | 1003.30 SQ.FT. | 93.21 SQ.M. |
| BALCONY AREA | 75.89 SQ.FT. | 7.05 SQ.M. |
| TOTAL AREA | 1079.19 SQ.FT. | 100.26 SQ.M. |



FLOOR PLAN 1. All dimensions are in imperial and metric, and measured from finish to finish excluding construction tolerances. 2. All materials, dimensions, and drawings are approximate only. 3. Information is subject to change without notice, at developer's absolute discretion. 4. Actual area may vary from the stated area. 5. Drawings not to scale. 6. All images used are for illustrative purposes only and do not represent the actual size, features, specifications, fittings, and furnishings. 7. The developer reserves the right to make revisions / alterations, at it's absolute discretion, without any liability whatsoever.

TOWER 1

PODIUM

EMAAR

DUBAI CREEK HARBOUR

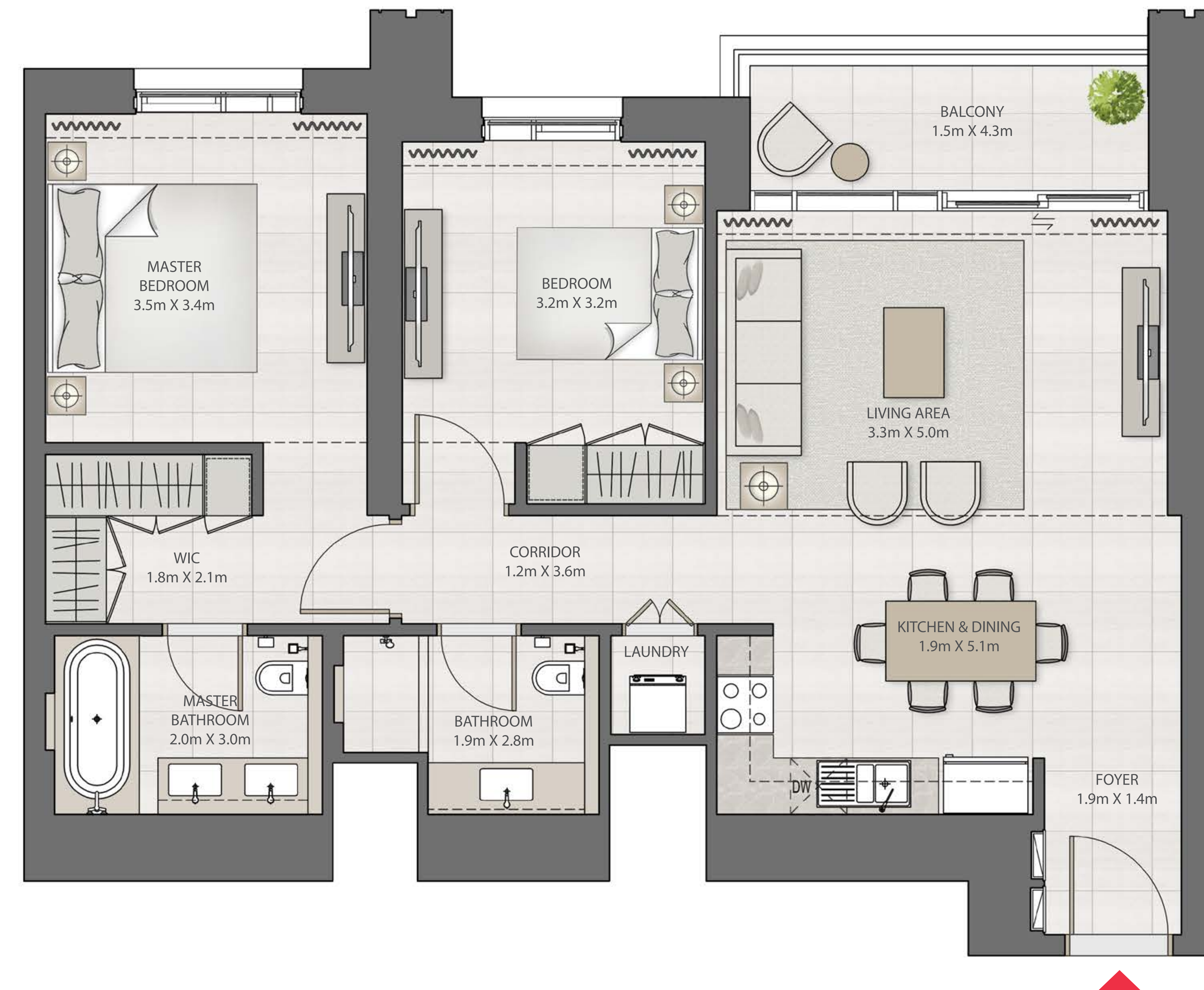
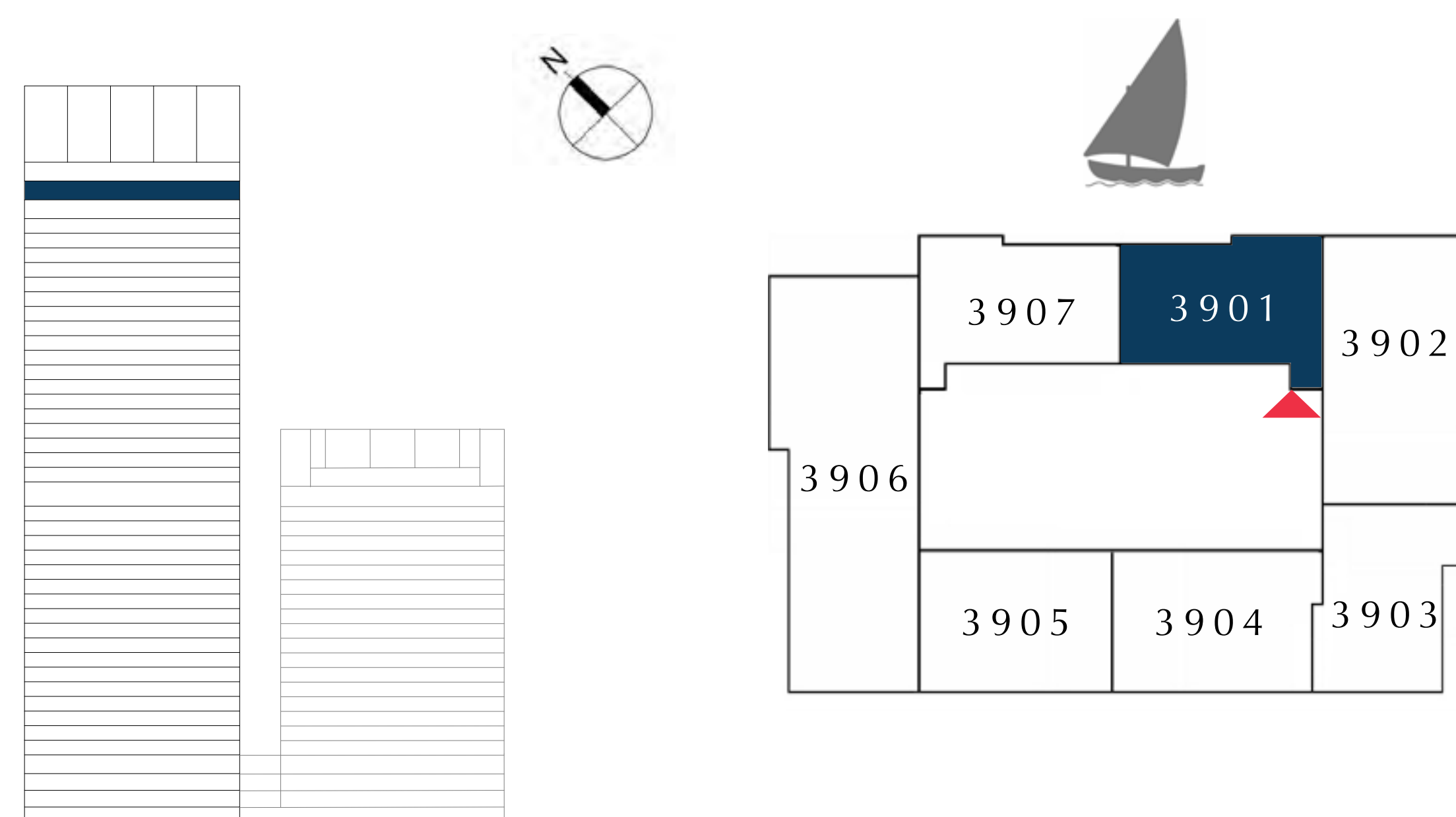
CREEK EDGE

TOWER 1

2 BEDROOM

UNIT 3901 | LEVEL 39

| | | |
|--------------|----------------|--------------|
| SUITE AREA | 1001.04 SQ.FT. | 93.00 SQ.M. |
| BALCONY AREA | 75.89 SQ.FT. | 7.05 SQ.M. |
| TOTAL AREA | 1076.93 SQ.FT. | 100.05 SQ.M. |



FLOOR PLAN 1. All dimensions are in imperial and metric, and measured from finish to finish excluding construction tolerances. 2. All materials, dimensions, and drawings are approximate only. 3. Information is subject to change without notice, at developer's absolute discretion. 4. Actual area may vary from the stated area. 5. Drawings not to scale. 6. All images used are for illustrative purposes only and do not represent the actual size, features, specifications, fittings, and furnishings. 7. The developer reserves the right to make revisions / alterations, at it's absolute discretion, without any liability whatsoever.

DUBAI CREEK HARBOUR

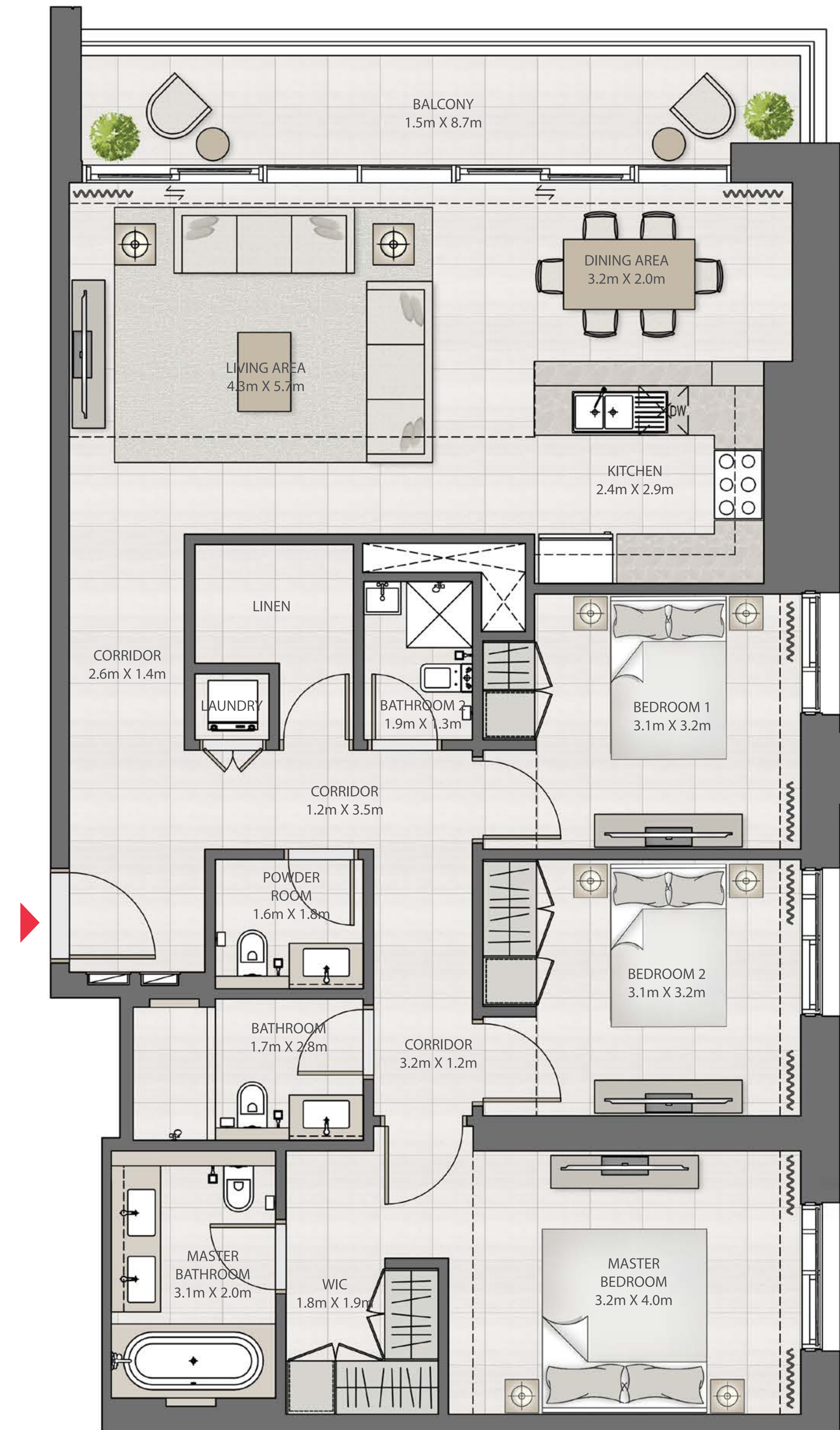
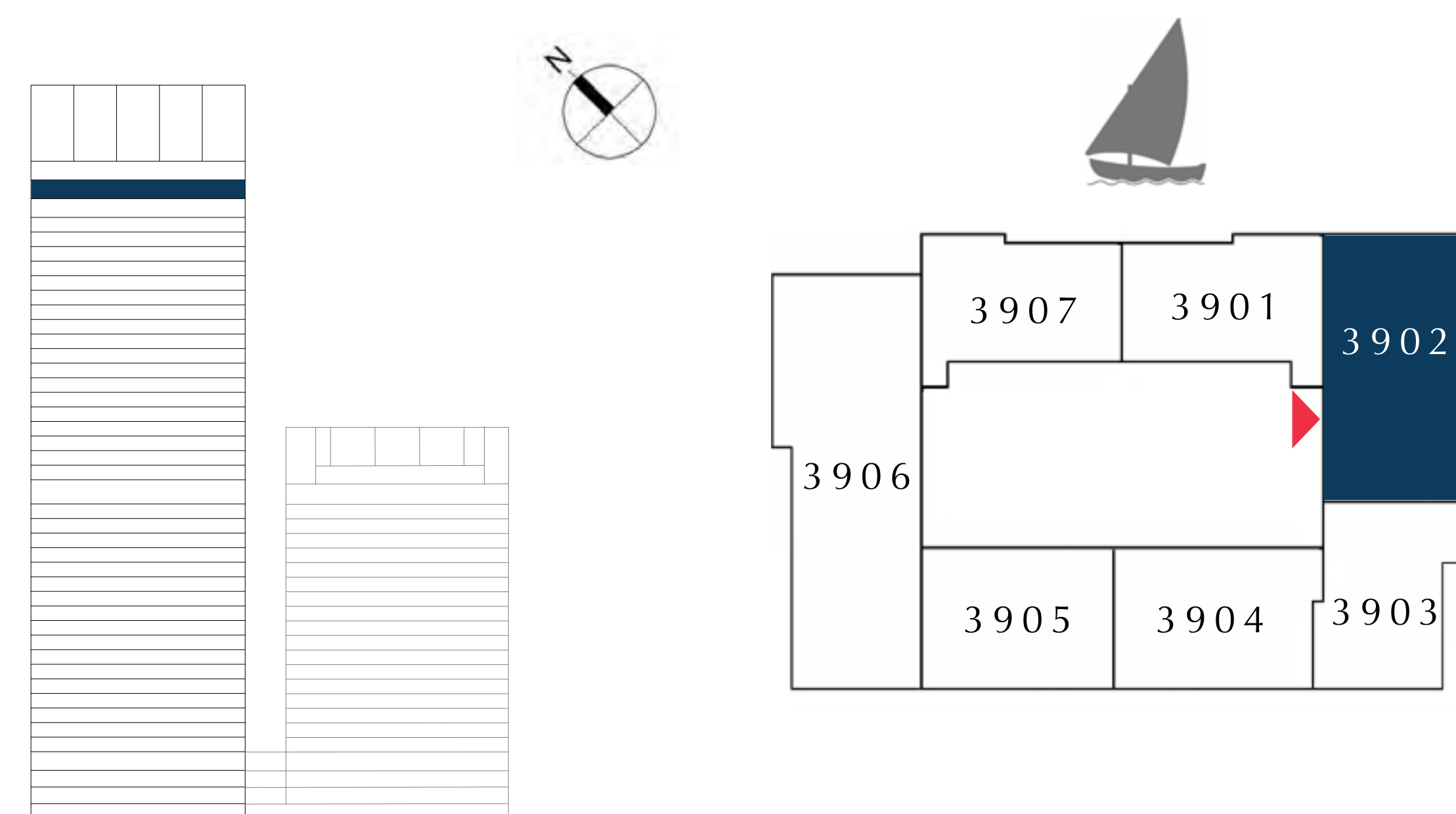
CREEK EDGE

TOWER 1

3 BEDROOM

UNIT 3902 | LEVEL 39

| | | |
|--------------|----------------|--------------|
| SUITE AREA | 1443.12 SQ.FT. | 134.07 SQ.M. |
| BALCONY AREA | 148.11 SQ.FT. | 13.76 SQ.M. |
| TOTAL AREA | 1591.23 SQ.FT. | 147.83 SQ.M. |



FLOOR PLAN 1. All dimensions are in imperial and metric, and measured from finish to finish excluding construction tolerances. 2. All materials, dimensions, and drawings are approximate only. 3. Information is subject to change without notice, at developer's absolute discretion. 4. Actual area may vary from the stated area. 5. Drawings not to scale. 6. All images used are for illustrative purposes only and do not represent the actual size, features, specifications, fittings, and furnishings. 7. The developer reserves the right to make revisions / alterations, at it's absolute discretion, without any liability whatsoever.

DUBAI CREEK HARBOUR

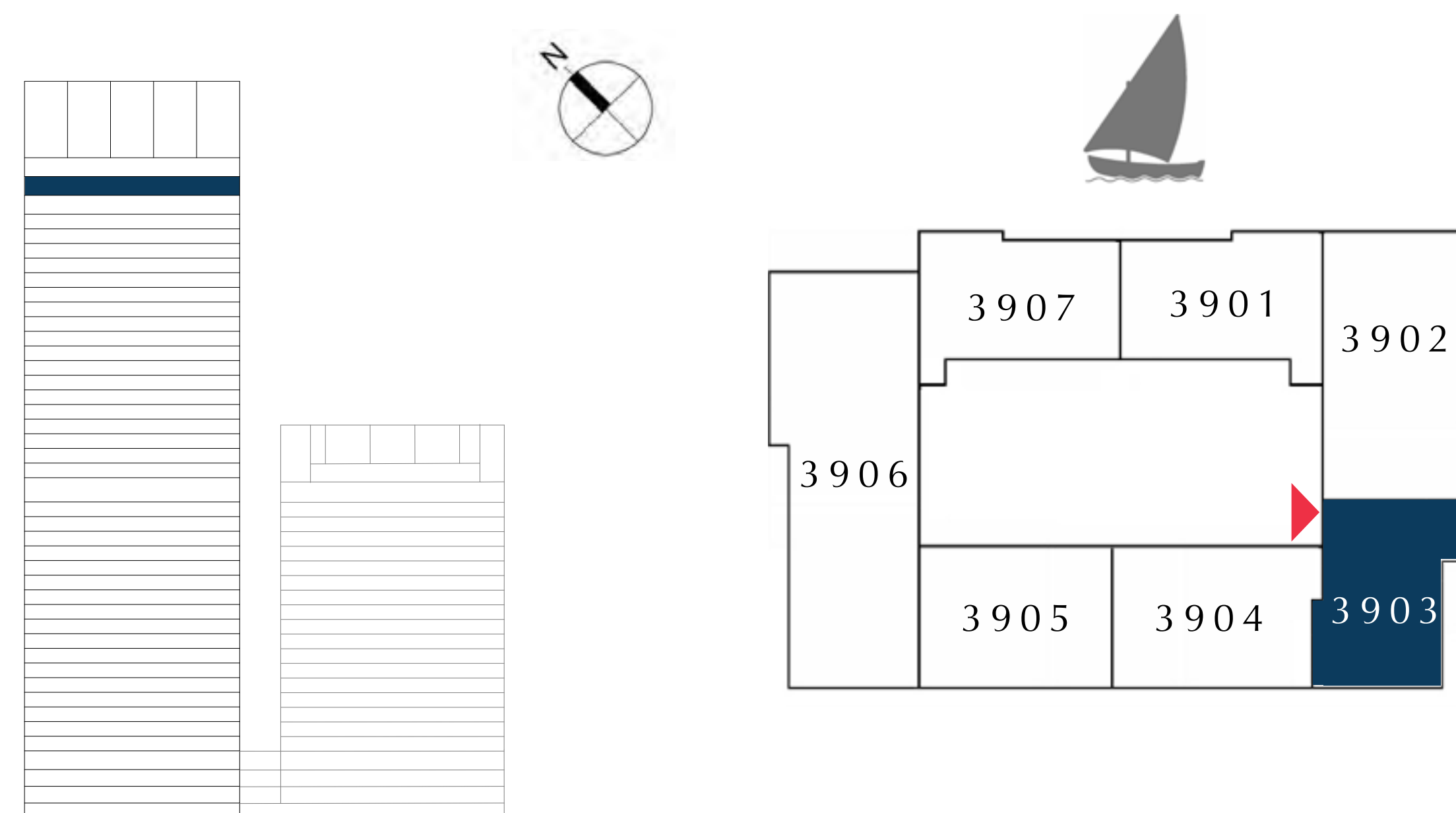
CREEK EDGE

TOWER 1

2 BEDROOM

UNIT 3903 | LEVEL 39

| | | |
|--------------|----------------|-------------|
| SUITE AREA | 999.21 SQ.FT. | 92.83 SQ.M. |
| BALCONY AREA | 52.53 SQ.FT. | 4.88 SQ.M. |
| TOTAL AREA | 1051.74 SQ.FT. | 97.71 SQ.M. |



FLOOR PLAN 1. All dimensions are in imperial and metric, and measured from finish to finish excluding construction tolerances. 2. All materials, dimensions, and drawings are approximate only. 3. Information is subject to change without notice, at developer's absolute discretion. 4. Actual area may vary from the stated area. 5. Drawings not to scale. 6. All images used are for illustrative purposes only and do not represent the actual size, features, specifications, fittings, and furnishings. 7. The developer reserves the right to make revisions / alterations, at it's absolute discretion, without any liability whatsoever.

DUBAI CREEK HARBOUR

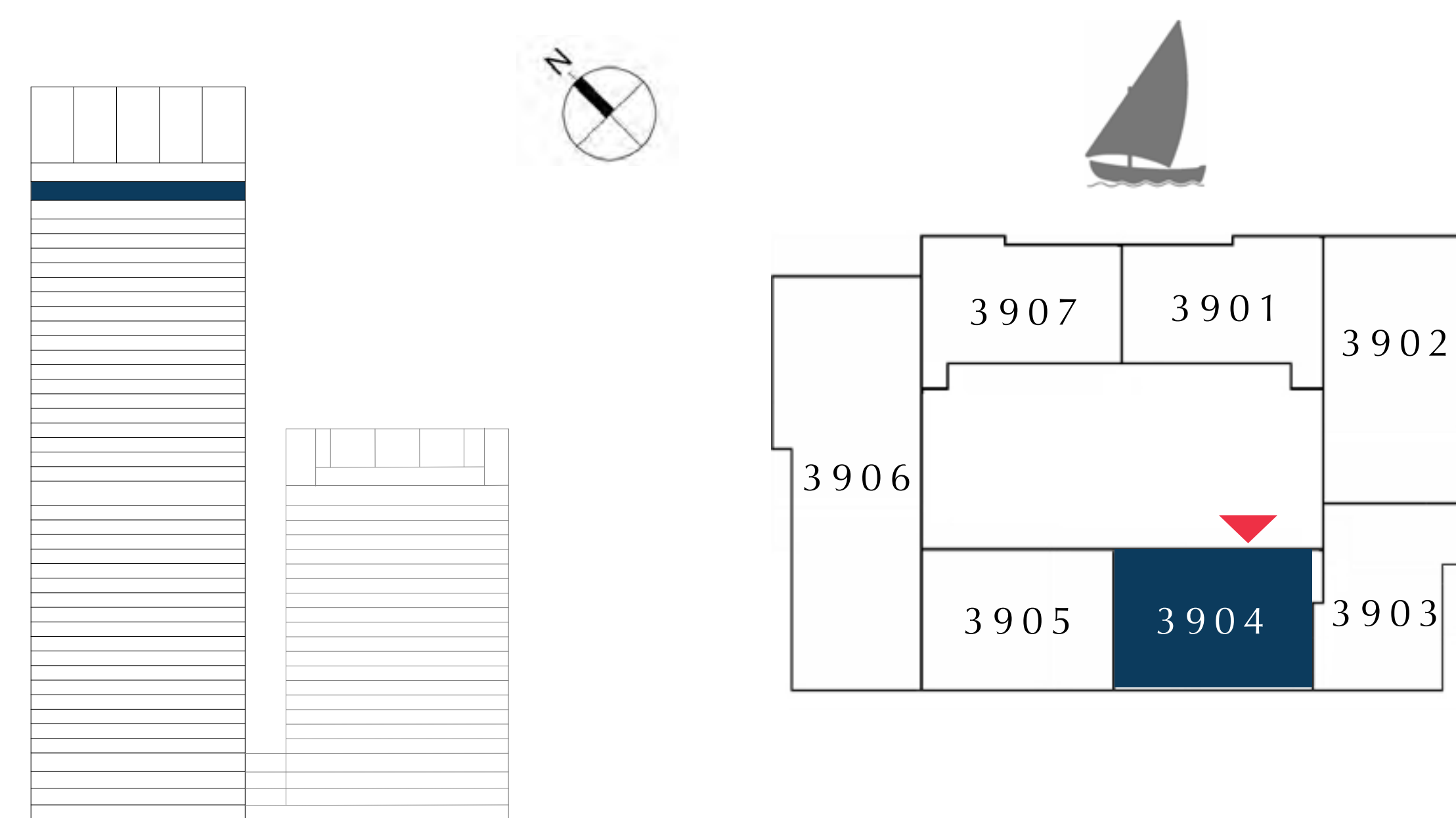
CREEK EDGE

TOWER 1

2 BEDROOM

UNIT 3904 | LEVEL 39

| | | |
|--------------|----------------|-------------|
| SUITE AREA | 993.19 SQ.FT. | 92.27 SQ.M. |
| BALCONY AREA | 64.37 SQ.FT. | 5.98 SQ.M. |
| TOTAL AREA | 1057.56 SQ.FT. | 98.25 SQ.M. |



FLOOR PLAN 1. All dimensions are in imperial and metric, and measured from finish to finish excluding construction tolerances. 2. All materials, dimensions, and drawings are approximate only. 3. Information is subject to change without notice, at developer's absolute discretion. 4. Actual area may vary from the stated area. 5. Drawings not to scale. 6. All images used are for illustrative purposes only and do not represent the actual size, features, specifications, fittings, and furnishings. 7. The developer reserves the right to make revisions / alterations, at it's absolute discretion, without any liability whatsoever.

DUBAI CREEK HARBOUR

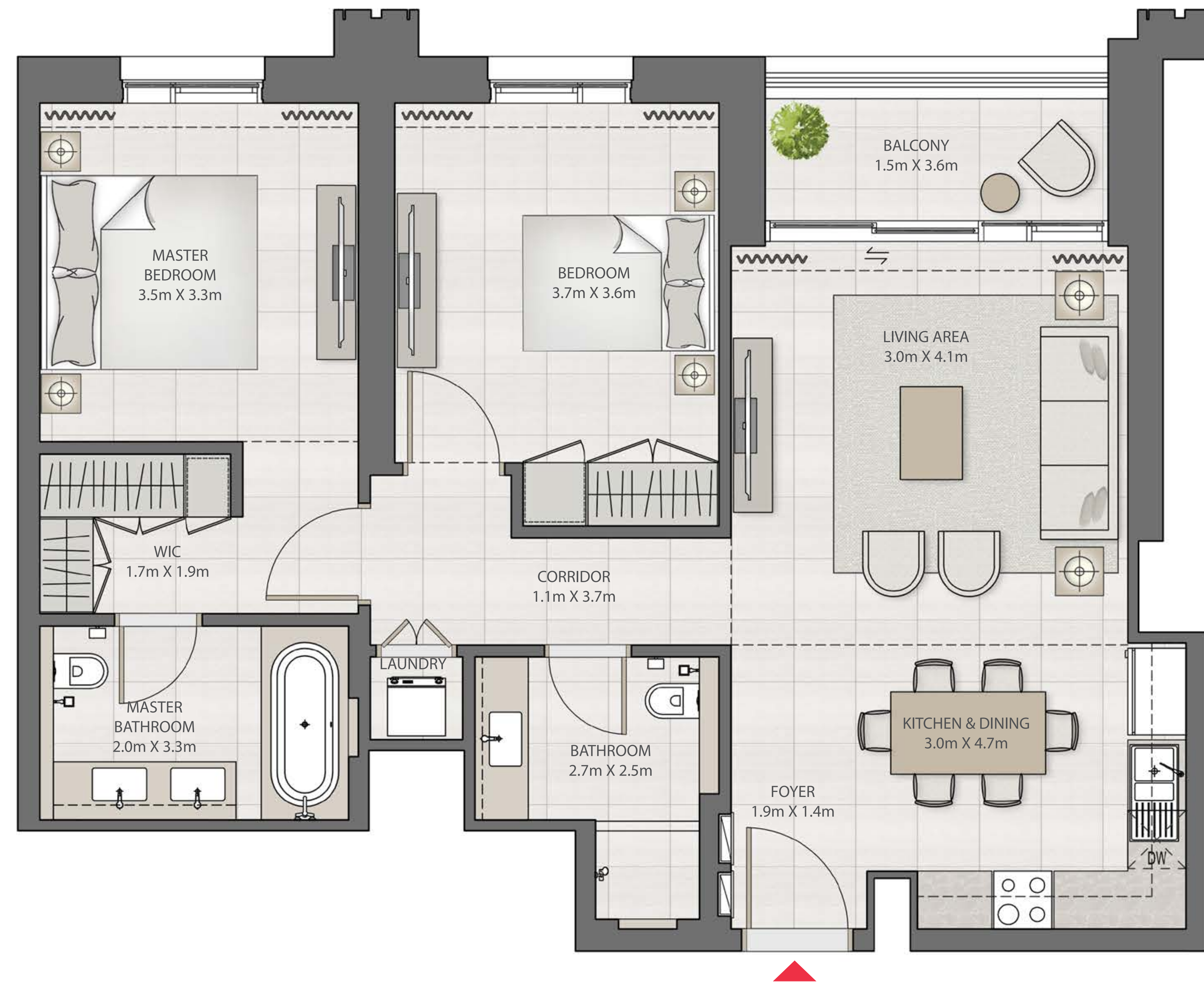
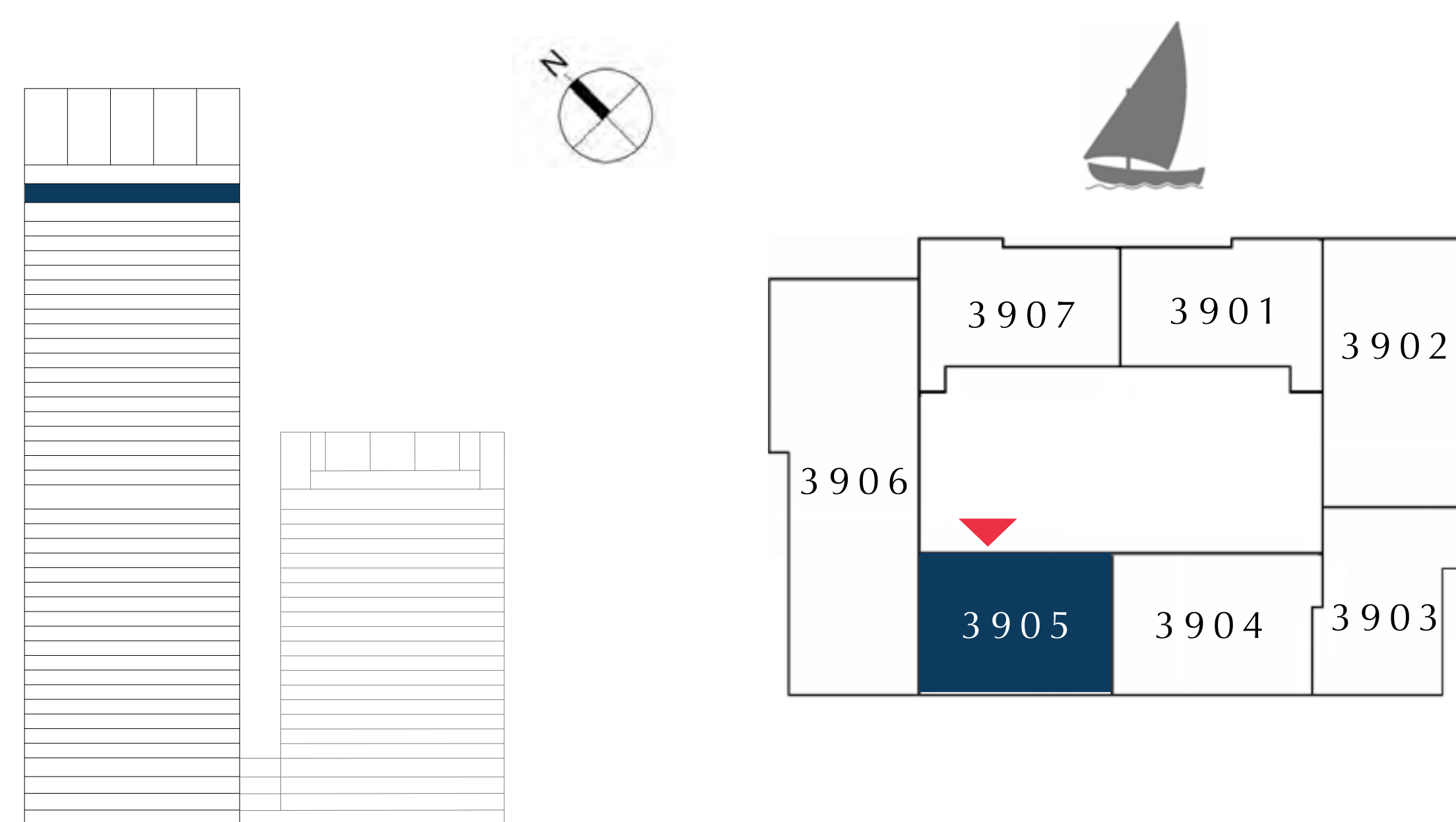
CREEK EDGE

TOWER 1

2 BEDROOM

UNIT 3905 | LEVEL 39

| | | |
|--------------|----------------|-------------|
| SUITE AREA | 959.39 SQ.FT. | 89.13 SQ.M. |
| BALCONY AREA | 70.50 SQ.FT. | 6.55 SQ.M. |
| TOTAL AREA | 1029.89 SQ.FT. | 95.68 SQ.M. |



FLOOR PLAN 1. All dimensions are in imperial and metric, and measured from finish to finish excluding construction tolerances. 2. All materials, dimensions, and drawings are approximate only. 3. Information is subject to change without notice, at developer's absolute discretion. 4. Actual area may vary from the stated area. 5. Drawings not to scale. 6. All images used are for illustrative purposes only and do not represent the actual size, features, specifications, fittings, and furnishings. 7. The developer reserves the right to make revisions / alterations, at it's absolute discretion, without any liability whatsoever.

DUBAI CREEK HARBOUR

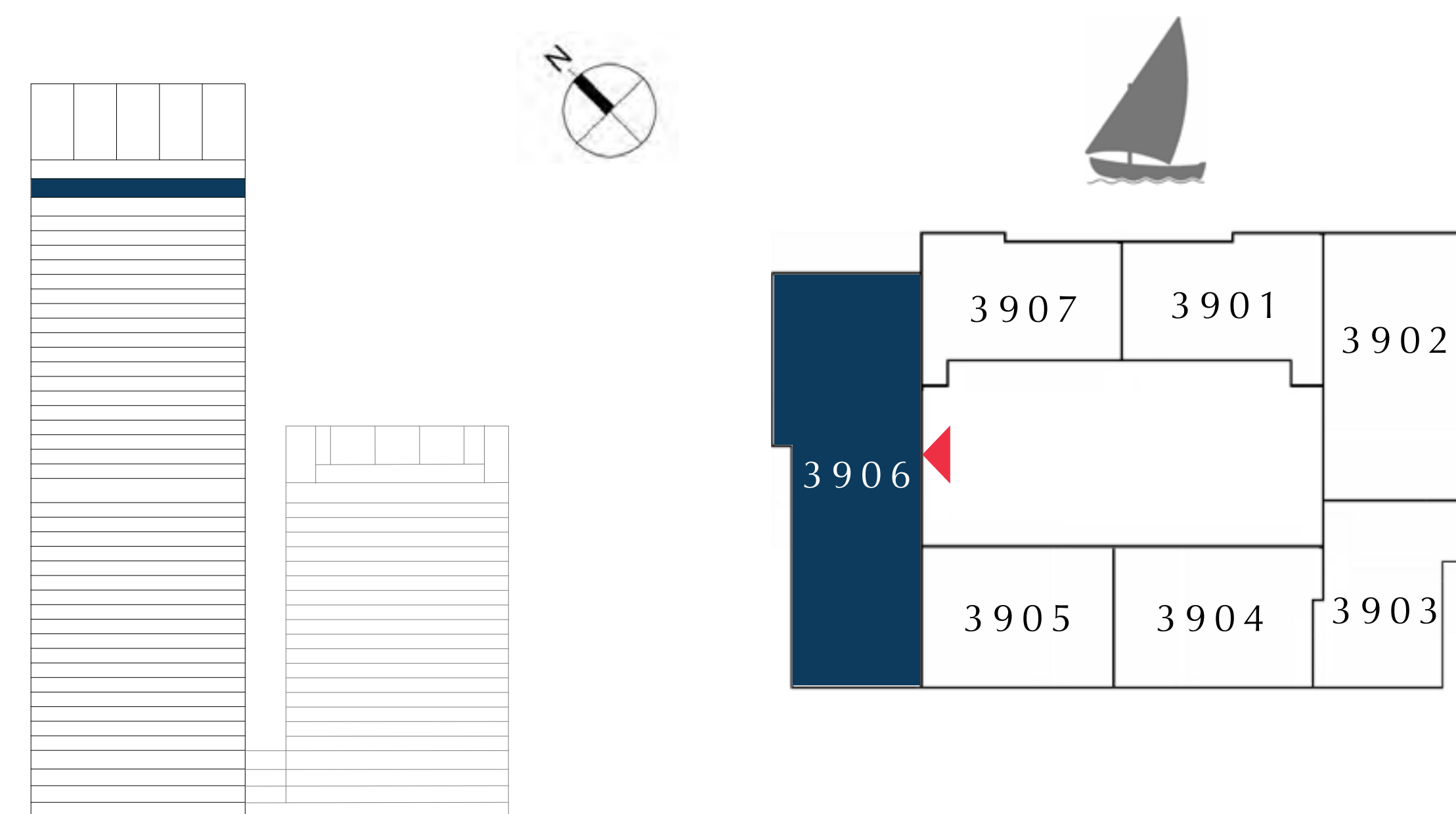
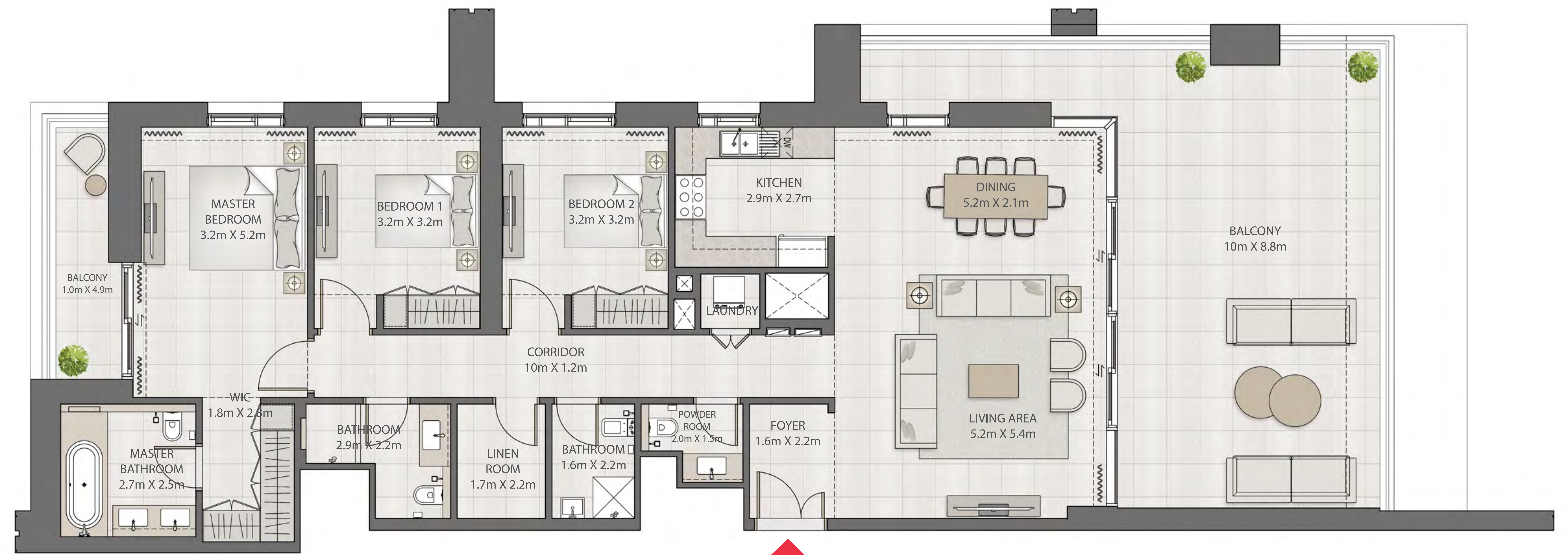
CREEK EDGE

TOWER 1

3 BEDROOM

UNIT 3906 | LEVEL 39

| | | |
|--------------|----------------|--------------|
| SUITE AREA | 1608.34 SQ.FT. | 149.42 SQ.M. |
| BALCONY AREA | 705.90 SQ.FT. | 65.58 SQ.M. |
| TOTAL AREA | 2314.24 SQ.FT. | 215.00 SQ.M. |



FLOOR PLAN 1. All dimensions are in imperial and metric, and measured from finish to finish excluding construction tolerances. 2. All materials, dimensions, and drawings are approximate only. 3. Information is subject to change without notice, at developer's absolute discretion. 4. Actual area may vary from the stated area. 5. Drawings not to scale. 6. All images used are for illustrative purposes only and do not represent the actual size, features, specifications, fittings, and furnishings. 7. The developer reserves the right to make revisions / alterations, at it's absolute discretion, without any liability whatsoever.

DUBAI CREEK HARBOUR

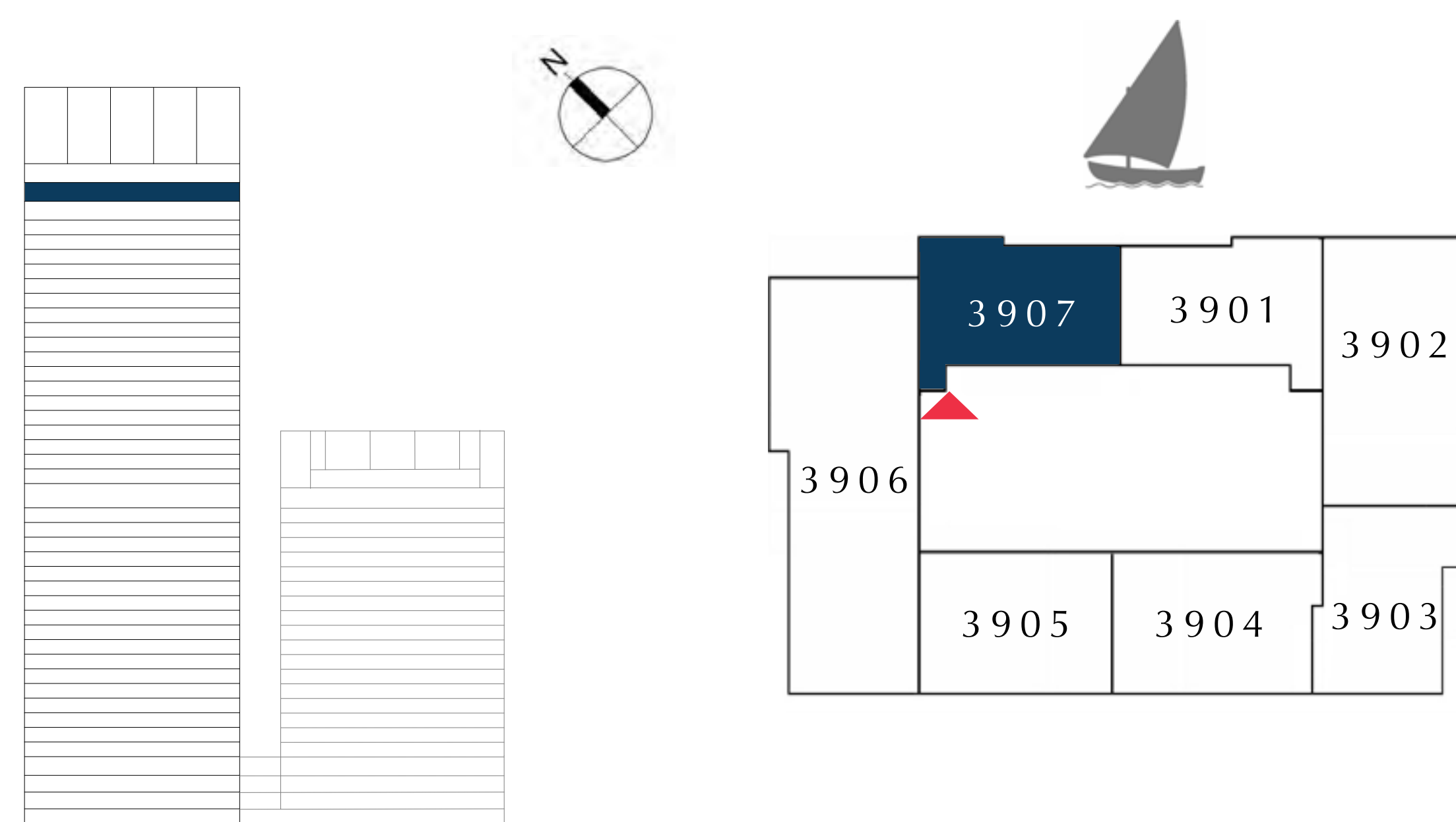
CREEK EDGE

TOWER 1

2 BEDROOM

UNIT 3907 | LEVEL 39

| | | |
|--------------|----------------|--------------|
| SUITE AREA | 1001.26 SQ.FT. | 93.02 SQ.M. |
| BALCONY AREA | 75.89 SQ.FT. | 7.05 SQ.M. |
| TOTAL AREA | 1077.15 SQ.FT. | 100.07 SQ.M. |



FLOOR PLAN 1. All dimensions are in imperial and metric, and measured from finish to finish excluding construction tolerances. 2. All materials, dimensions, and drawings are approximate only. 3. Information is subject to change without notice, at developer's absolute discretion. 4. Actual area may vary from the stated area. 5. Drawings not to scale. 6. All images used are for illustrative purposes only and do not represent the actual size, features, specifications, fittings, and furnishings. 7. The developer reserves the right to make revisions / alterations, at it's absolute discretion, without any liability whatsoever.

TOWER 1

PODIUM 2

EMAAR

DUBAI CREEK HARBOUR

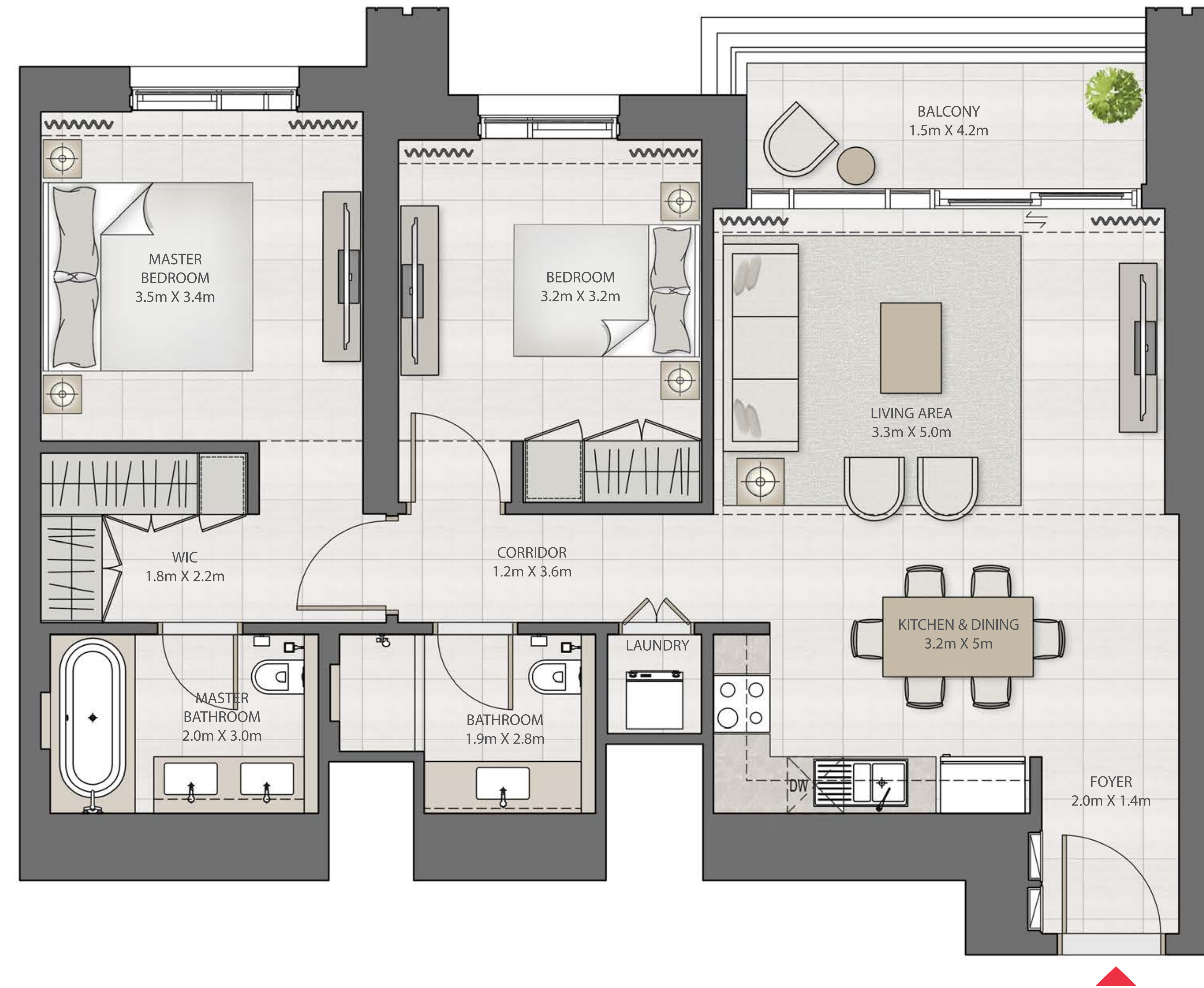
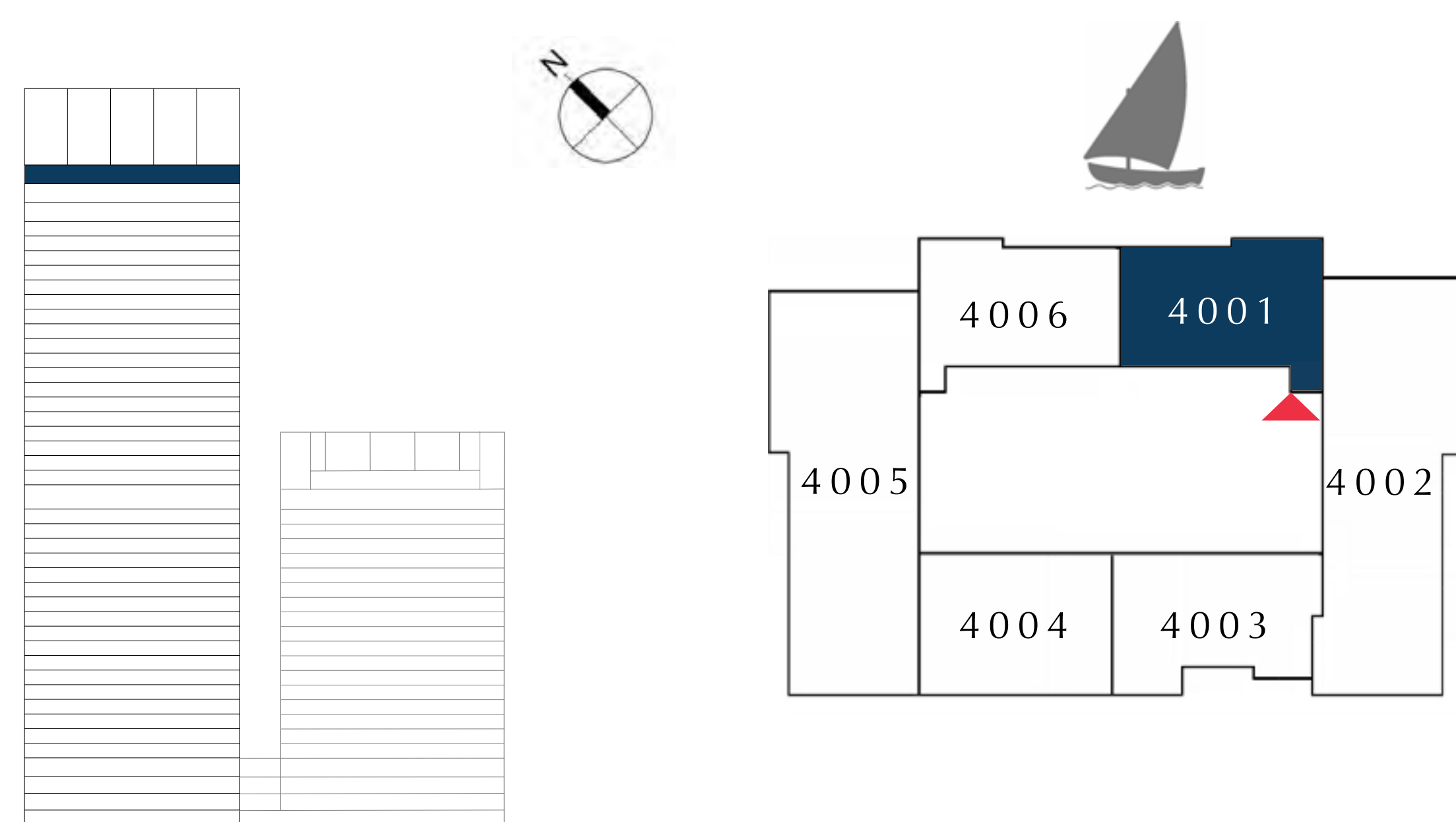
CREEK EDGE

TOWER 1

2 BEDROOM

UNIT 4001 | LEVEL 40

| | | |
|--------------|----------------|--------------|
| SUITE AREA | 1000.61 SQ.FT. | 92.96 SQ.M. |
| BALCONY AREA | 75.89 SQ.FT. | 7.05 SQ.M. |
| TOTAL AREA | 1076.50 SQ.FT. | 100.01 SQ.M. |



FLOOR PLAN 1. All dimensions are in imperial and metric, and measured from finish to finish excluding construction tolerances. 2. All materials, dimensions, and drawings are approximate only. 3. Information is subject to change without notice, at developer's absolute discretion. 4. Actual area may vary from the stated area. 5. Drawings not to scale. 6. All images used are for illustrative purposes only and do not represent the actual size, features, specifications, fittings, and furnishings. 7. The developer reserves the right to make revisions / alterations, at it's absolute discretion, without any liability whatsoever.

DUBAI CREEK HARBOUR

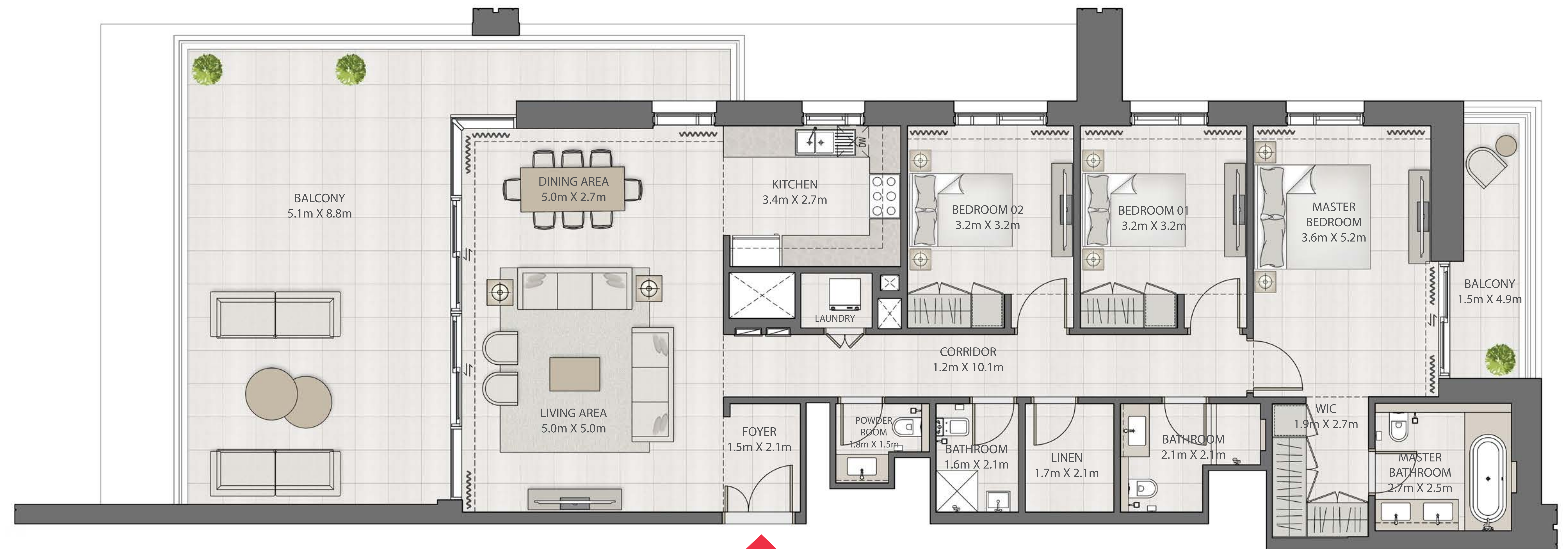
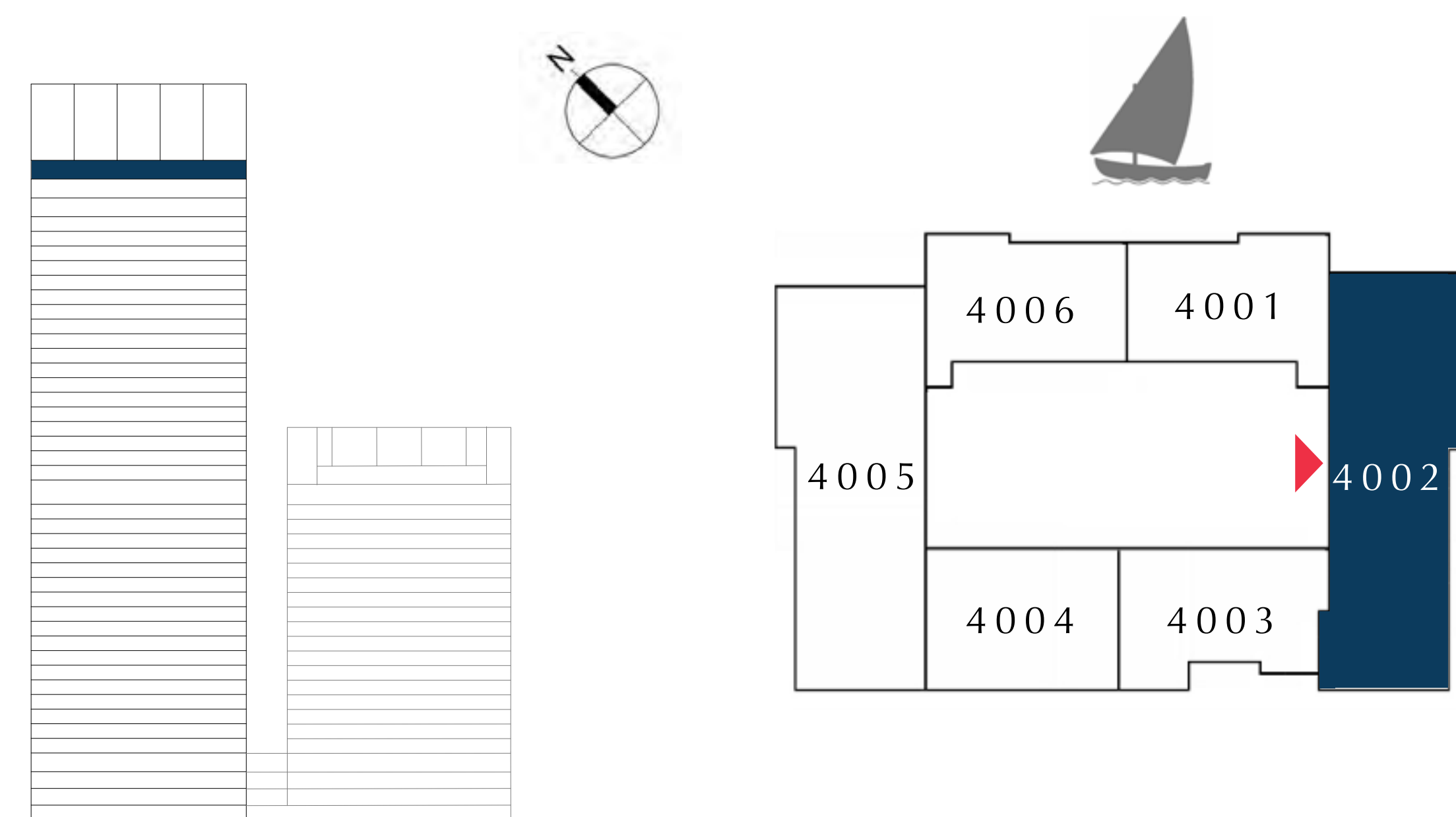
CREEK EDGE

TOWER 1

3 BEDROOM

UNIT 4002 | LEVEL 40

| | | |
|--------------|----------------|--------------|
| SUITE AREA | 1582.51 SQ.FT. | 147.02 SQ.M. |
| BALCONY AREA | 703.74 SQ.FT. | 65.38 SQ.M. |
| TOTAL AREA | 2286.25 SQ.FT. | 212.40 SQ.M. |



FLOOR PLAN 1. All dimensions are in imperial and metric, and measured from finish to finish excluding construction tolerances. 2. All materials, dimensions, and drawings are approximate only. 3. Information is subject to change without notice, at developer's absolute discretion. 4. Actual area may vary from the stated area. 5. Drawings not to scale. 6. All images used are for illustrative purposes only and do not represent the actual size, features, specifications, fittings, and furnishings. 7. The developer reserves the right to make revisions / alterations, at it's absolute discretion, without any liability whatsoever.

DUBAI CREEK HARBOUR

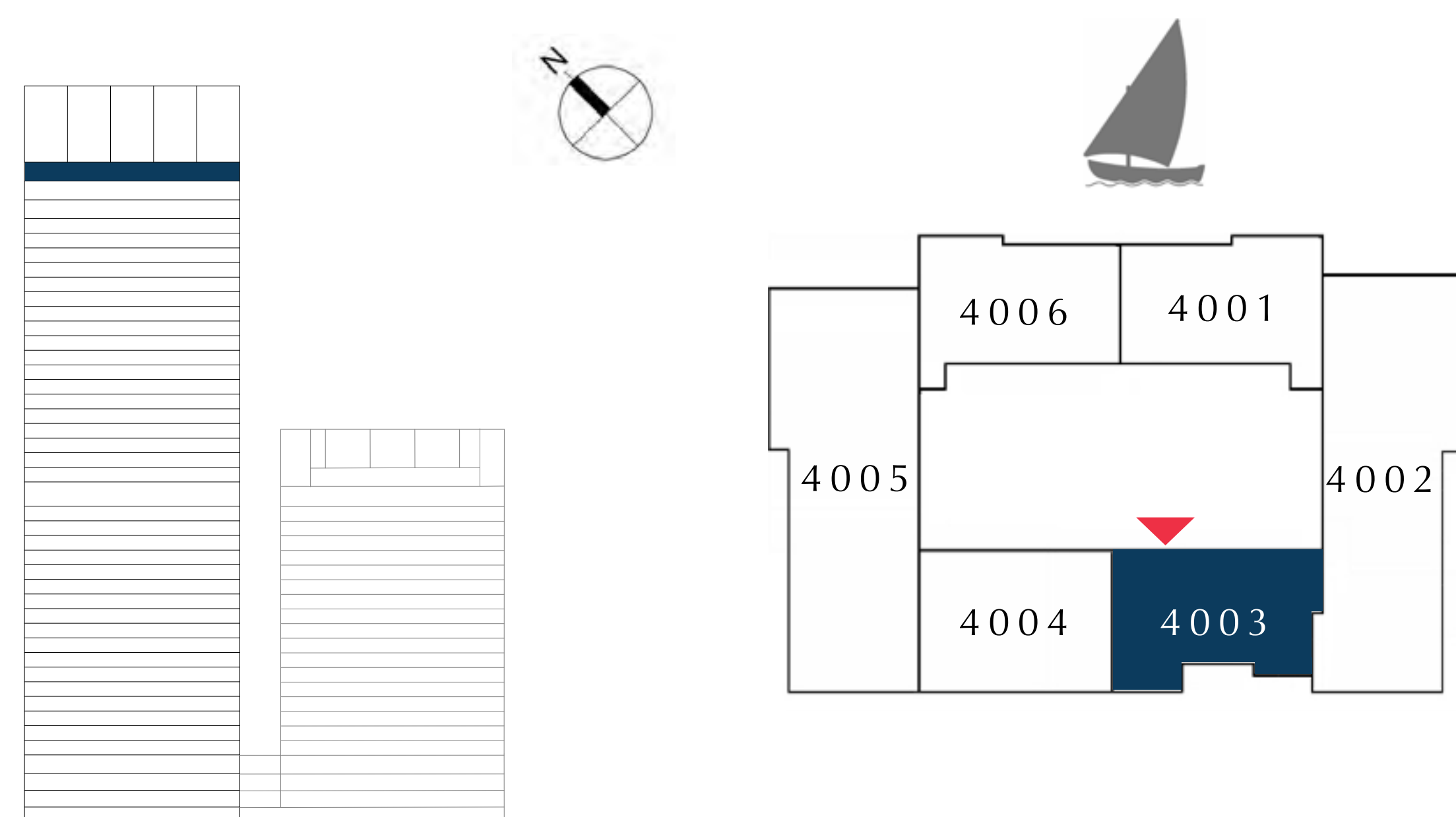
CREEK EDGE

TOWER 1

2 BEDROOM

UNIT 4003 | LEVEL 40

| | | |
|--------------|----------------|-------------|
| SUITE AREA | 993.40 SQ.FT. | 92.29 SQ.M. |
| BALCONY AREA | 64.37 SQ.FT. | 5.98 SQ.M. |
| TOTAL AREA | 1057.77 SQ.FT. | 98.27 SQ.M. |



FLOOR PLAN 1. All dimensions are in imperial and metric, and measured from finish to finish excluding construction tolerances. 2. All materials, dimensions, and drawings are approximate only. 3. Information is subject to change without notice, at developer's absolute discretion. 4. Actual area may vary from the stated area. 5. Drawings not to scale. 6. All images used are for illustrative purposes only and do not represent the actual size, features, specifications, fittings, and furnishings. 7. The developer reserves the right to make revisions / alterations, at it's absolute discretion, without any liability whatsoever.

DUBAI CREEK HARBOUR

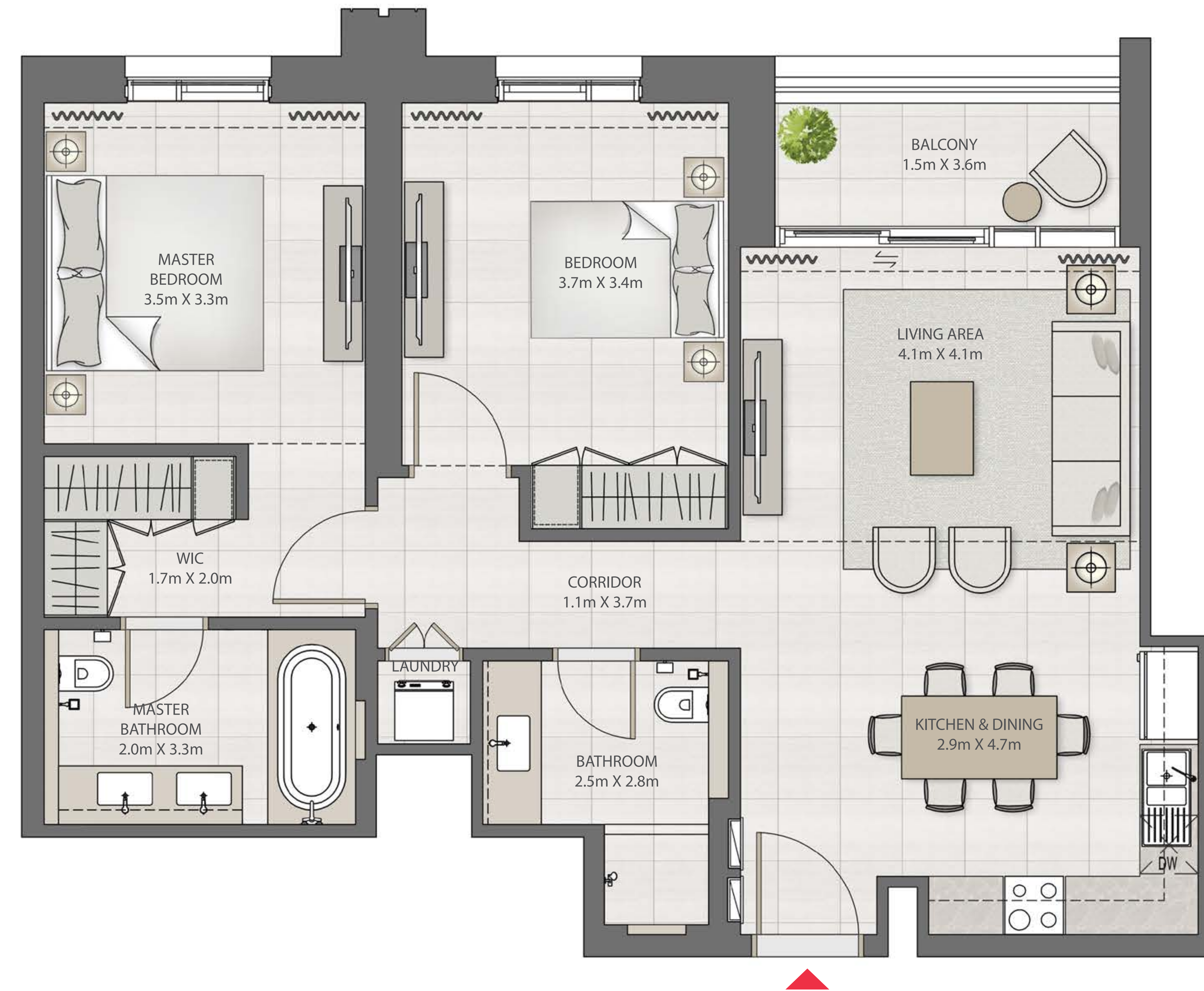
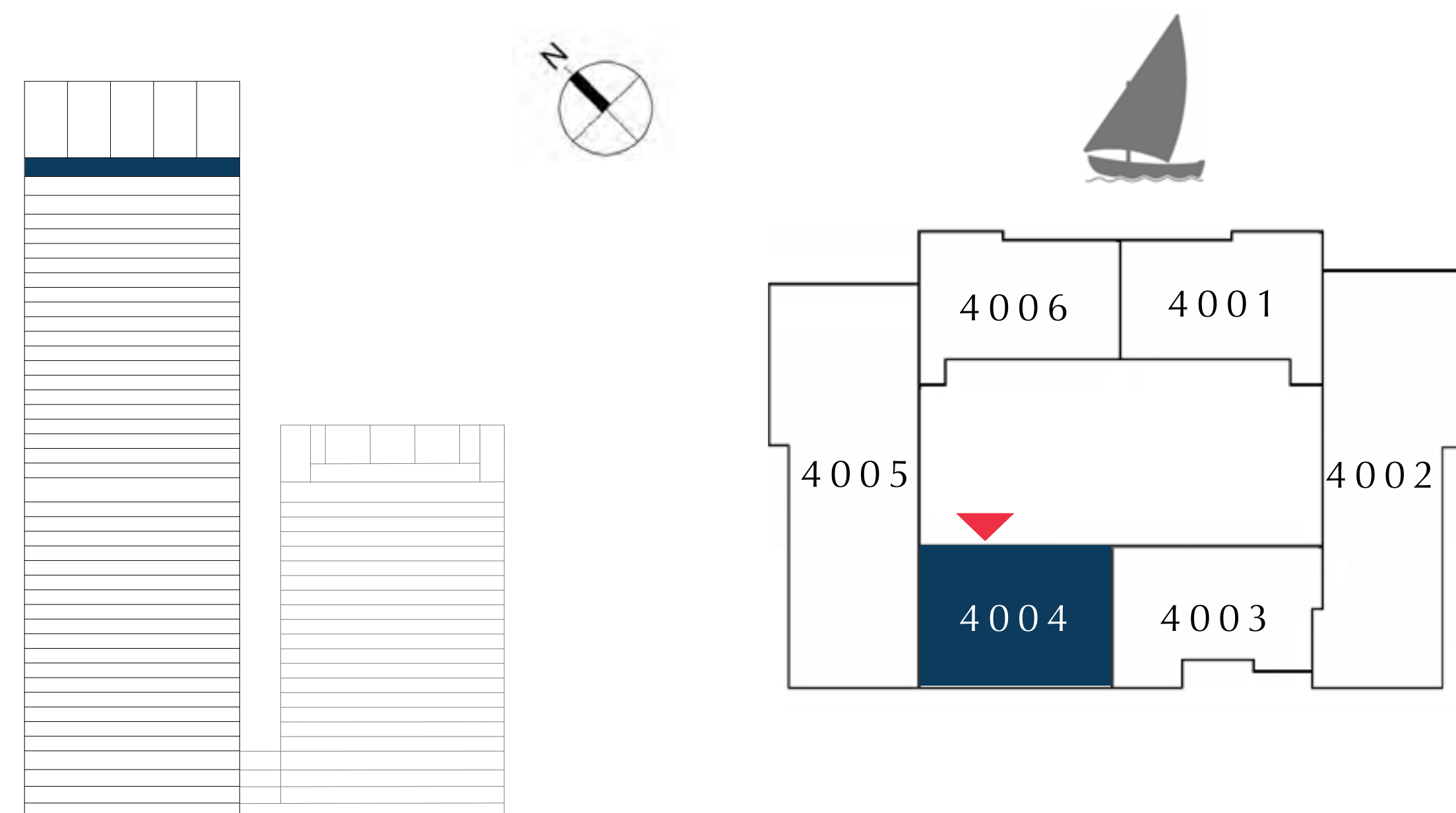
CREEK EDGE

TOWER 1

2 BEDROOM

UNIT 4004 | LEVEL 40

| | | |
|--------------|----------------|-------------|
| SUITE AREA | 959.39 SQ.FT. | 89.13 SQ.M. |
| BALCONY AREA | 68.24 SQ.FT. | 6.34 SQ.M. |
| TOTAL AREA | 1027.63 SQ.FT. | 95.47 SQ.M. |



FLOOR PLAN 1. All dimensions are in imperial and metric, and measured from finish to finish excluding construction tolerances. 2. All materials, dimensions, and drawings are approximate only. 3. Information is subject to change without notice, at developer's absolute discretion. 4. Actual area may vary from the stated area. 5. Drawings not to scale. 6. All images used are for illustrative purposes only and do not represent the actual size, features, specifications, fittings, and furnishings. 7. The developer reserves the right to make revisions / alterations, at it's absolute discretion, without any liability whatsoever.

DUBAI CREEK HARBOUR

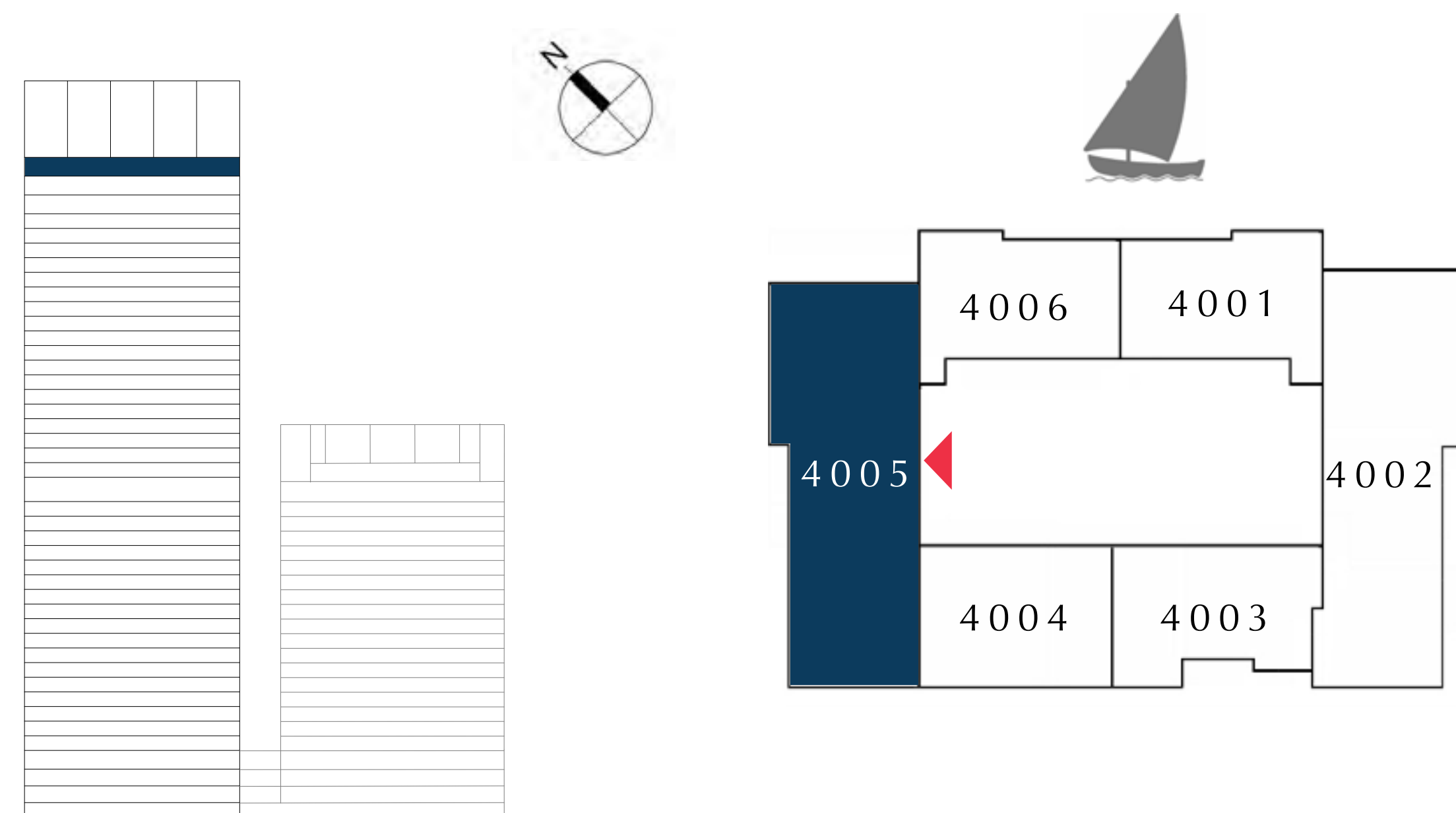
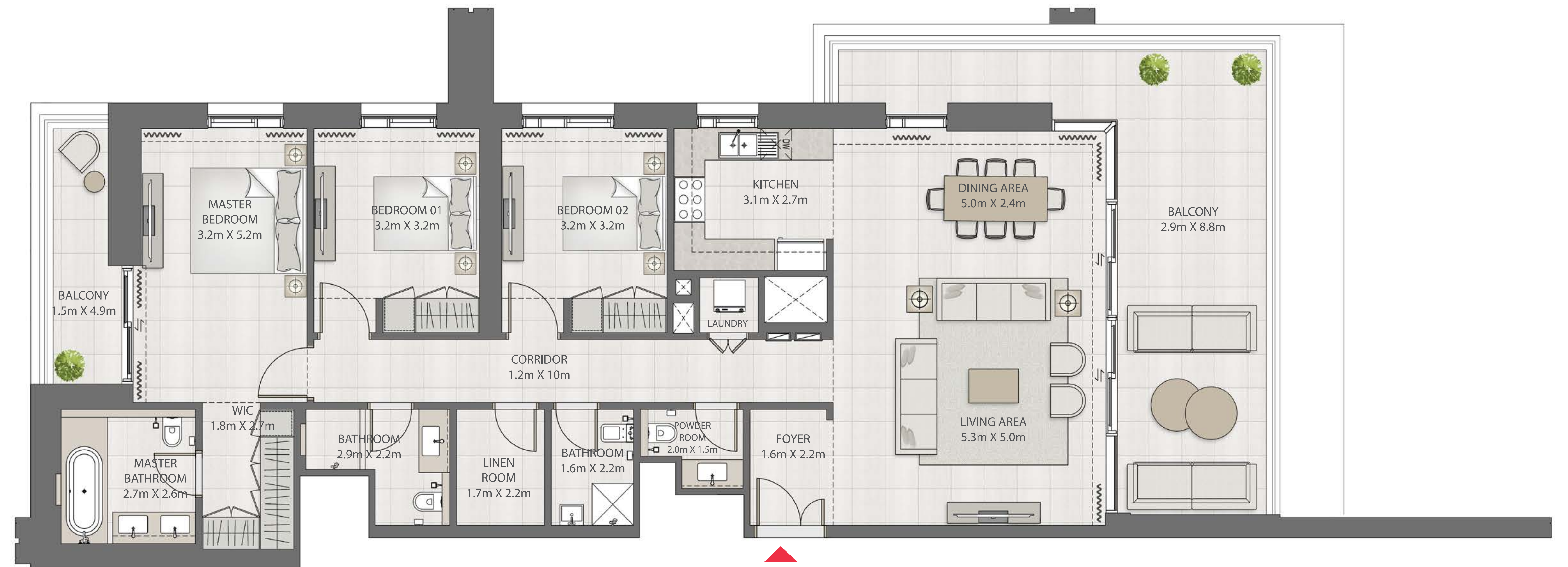
CREEK EDGE

TOWER 1

3 BEDROOM

UNIT 4005 | LEVEL 40

| | | |
|--------------|----------------|--------------|
| SUITE AREA | 1610.28 SQ.FT. | 149.60 SQ.M. |
| BALCONY AREA | 490.08 SQ.FT. | 45.53 SQ.M. |
| TOTAL AREA | 2100.36 SQ.FT. | 195.13 SQ.M. |



FLOOR PLAN 1. All dimensions are in imperial and metric, and measured from finish to finish excluding construction tolerances. 2. All materials, dimensions, and drawings are approximate only. 3. Information is subject to change without notice, at developer's absolute discretion. 4. Actual area may vary from the stated area. 5. Drawings not to scale. 6. All images used are for illustrative purposes only and do not represent the actual size, features, specifications, fittings, and furnishings. 7. The developer reserves the right to make revisions / alterations, at it's absolute discretion, without any liability whatsoever.

DUBAI CREEK HARBOUR

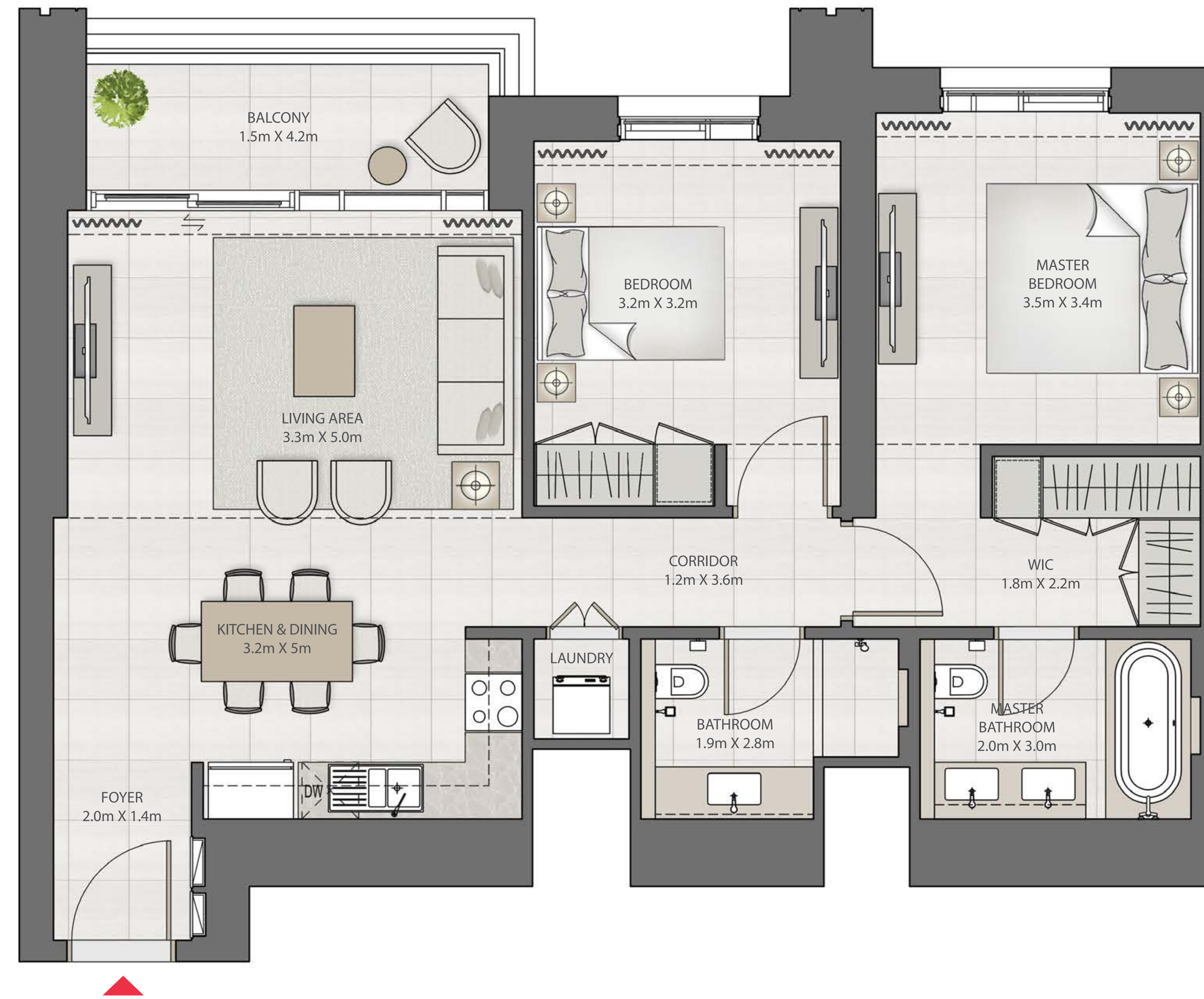
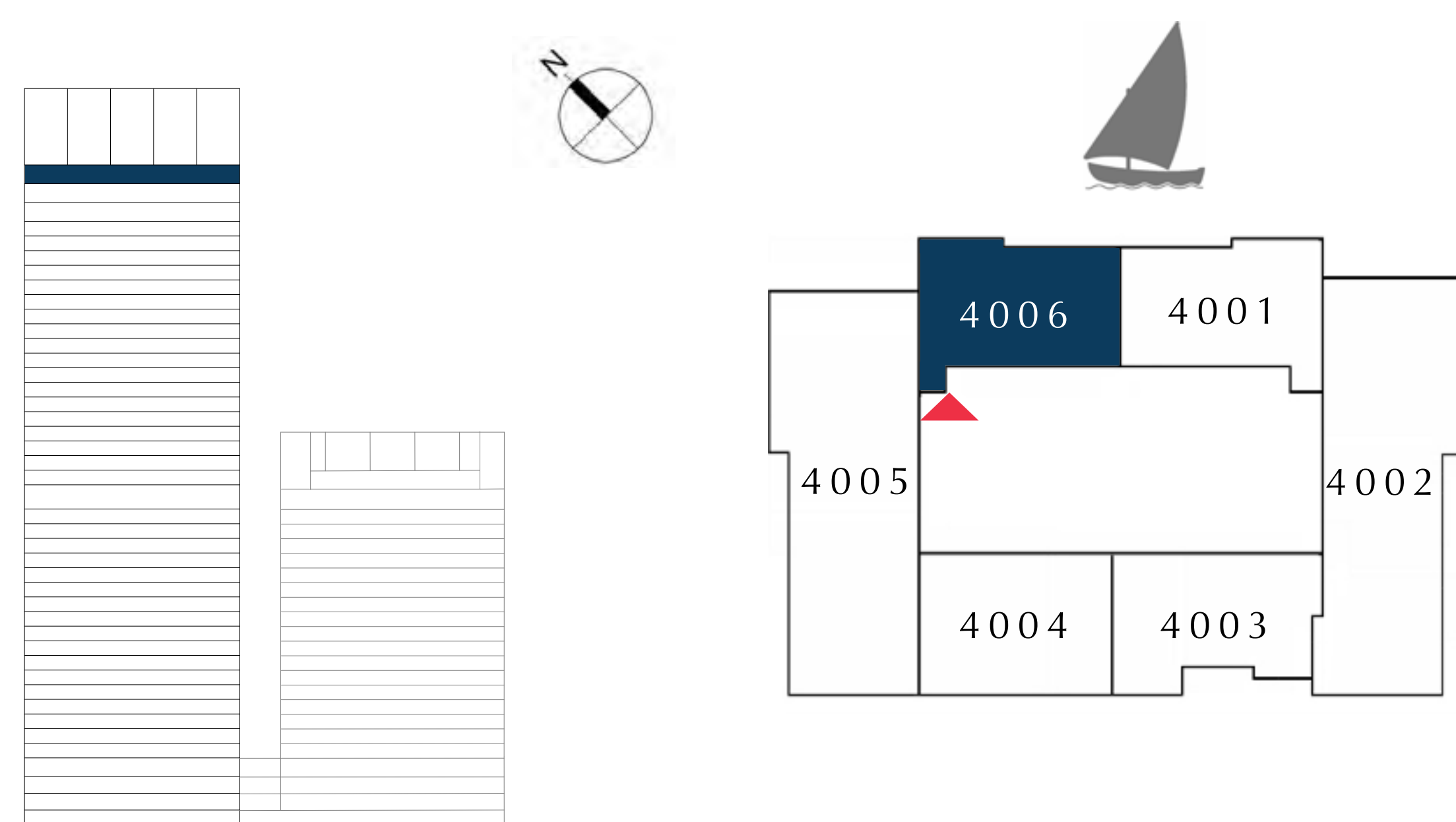
CREEK EDGE

TOWER 1

2 BEDROOM

UNIT 4006 | LEVEL 40

| | | |
|--------------|----------------|--------------|
| SUITE AREA | 1001.26 SQ.FT. | 93.02 SQ.M. |
| BALCONY AREA | 75.89 SQ.FT. | 7.05 SQ.M. |
| TOTAL AREA | 1077.15 SQ.FT. | 100.07 SQ.M. |



FLOOR PLAN 1. All dimensions are in imperial and metric, and measured from finish to finish excluding construction tolerances. 2. All materials, dimensions, and drawings are approximate only. 3. Information is subject to change without notice, at developer's absolute discretion. 4. Actual area may vary from the stated area. 5. Drawings not to scale. 6. All images used are for illustrative purposes only and do not represent the actual size, features, specifications, fittings, and furnishings. 7. The developer reserves the right to make revisions / alterations, at it's absolute discretion, without any liability whatsoever.

TOWER 2

LEVEL 1

EMAAR

DUBAI CREEK HARBOUR

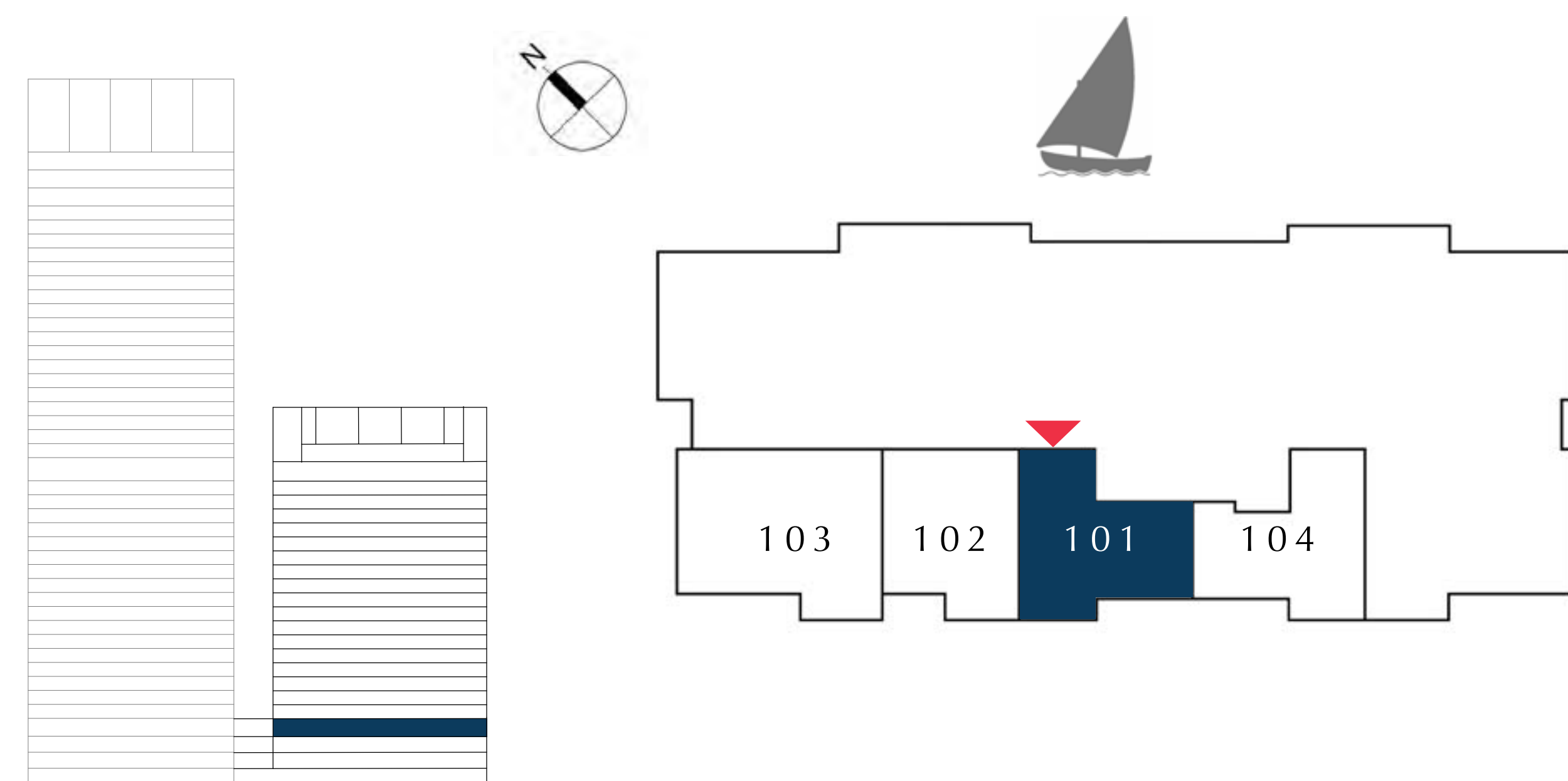
CREEK EDGE

TOWER 2

1 BEDROOM

UNIT 101 | LEVEL 1

| | | |
|--------------|---------------|-------------|
| SUITE AREA | 708.70 SQ.FT. | 65.84 SQ.M. |
| BALCONY AREA | 70.18 SQ.FT. | 6.52 SQ.M. |
| TOTAL AREA | 778.88 SQ.FT. | 72.36 SQ.M. |



FLOOR PLAN 1. All dimensions are in imperial and metric, and measured from finish to finish excluding construction tolerances. 2. All materials, dimensions, and drawings are approximate only. 3. Information is subject to change without notice, at developer's absolute discretion. 4. Actual area may vary from the stated area. 5. Drawings not to scale. 6. All images used are for illustrative purposes only and do not represent the actual size, features, specifications, fittings, and furnishings. 7. The developer reserves the right to make revisions / alterations, at it's absolute discretion, without any liability whatsoever.

DUBAI CREEK HARBOUR

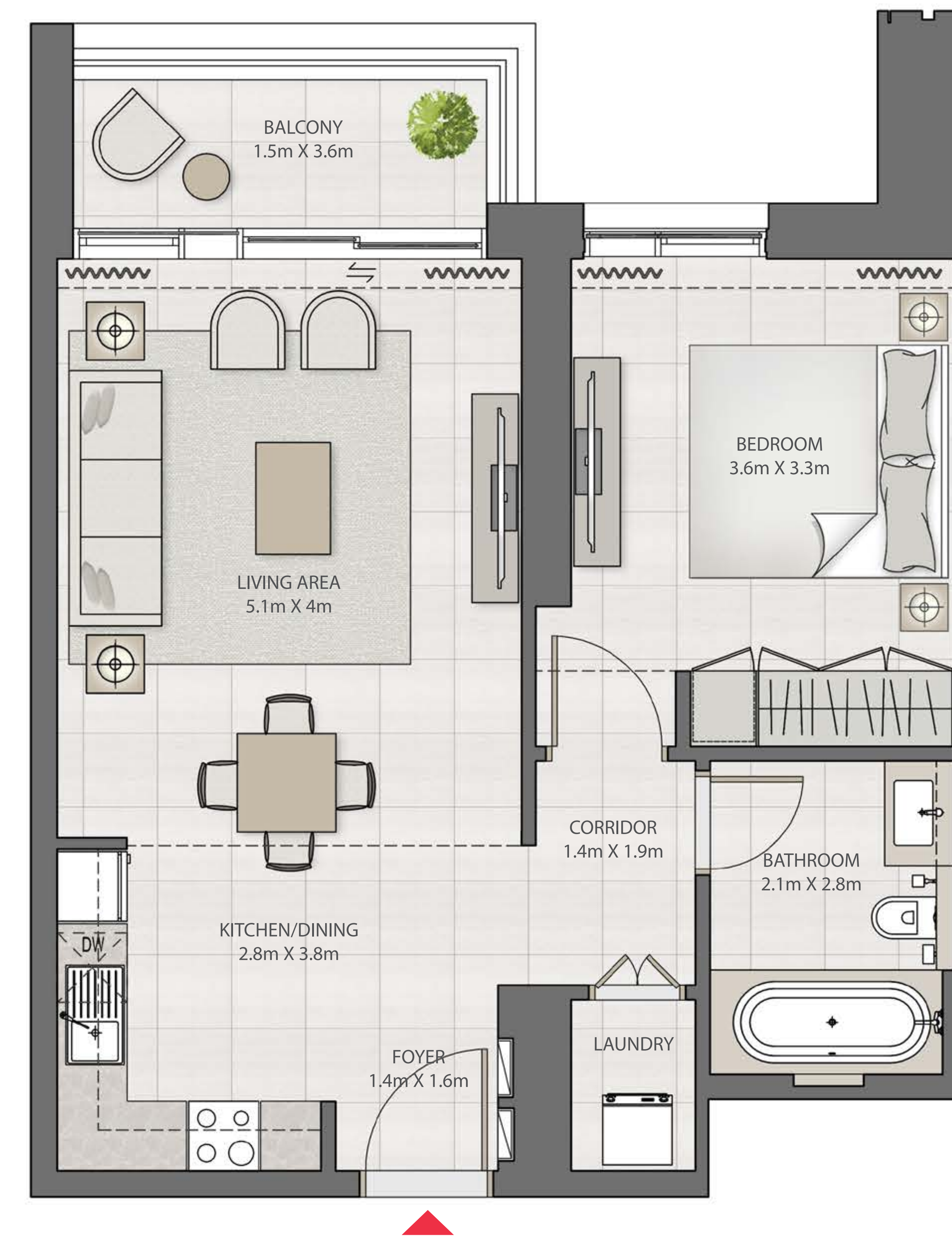
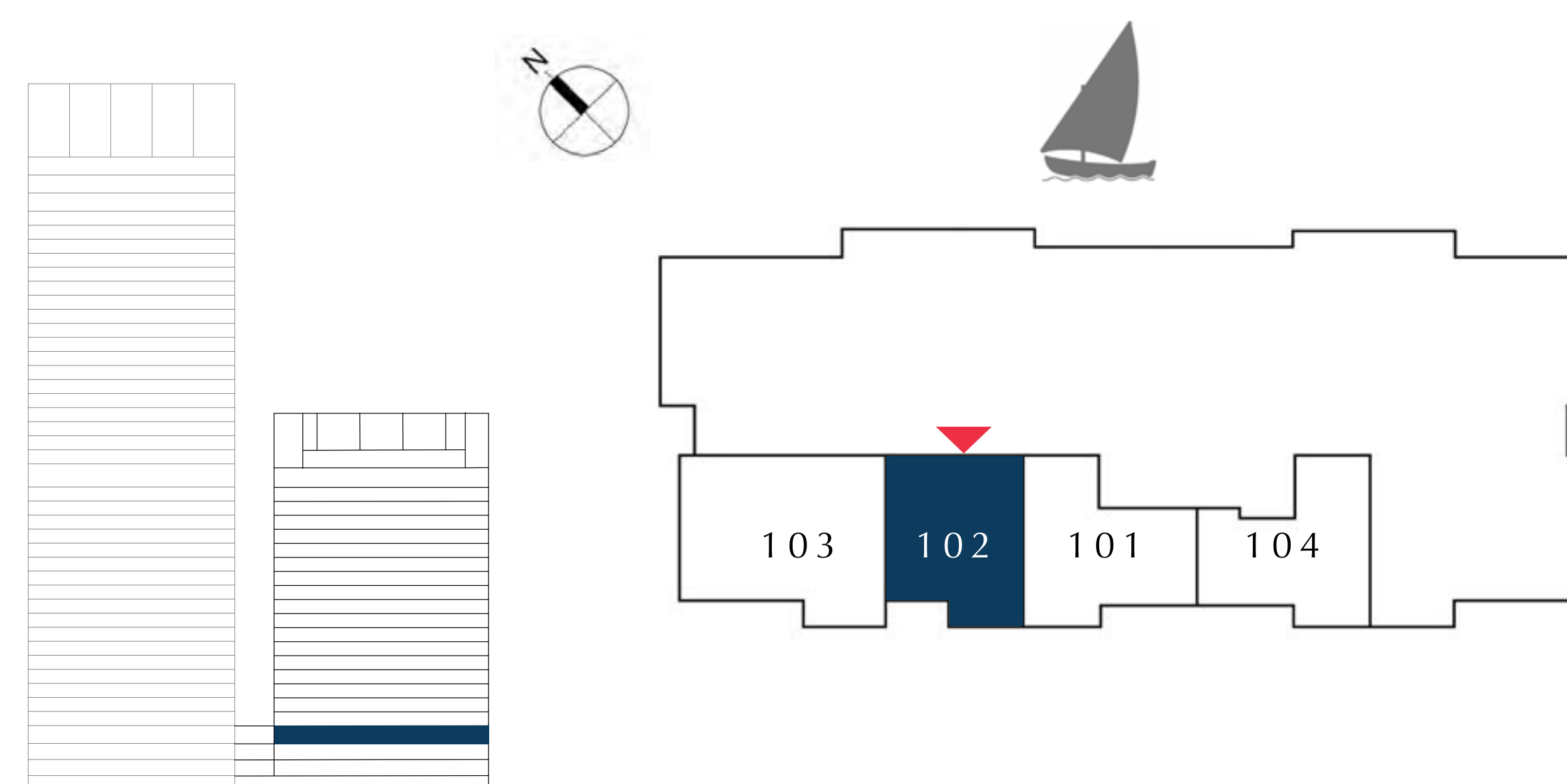
CREEK EDGE

TOWER 2

1 BEDROOM

UNIT 102 | LEVEL 1

| | | |
|--------------|---------------|-------------|
| SUITE AREA | 674.57 SQ.FT. | 62.67 SQ.M. |
| BALCONY AREA | 66.41 SQ.FT. | 6.17 SQ.M. |
| TOTAL AREA | 740.98 SQ.FT. | 68.84 SQ.M. |



FLOOR PLAN 1. All dimensions are in imperial and metric, and measured from finish to finish excluding construction tolerances. 2. All materials, dimensions, and drawings are approximate only. 3. Information is subject to change without notice, at developer's absolute discretion. 4. Actual area may vary from the stated area. 5. Drawings not to scale. 6. All images used are for illustrative purposes only and do not represent the actual size, features, specifications, fittings, and furnishings. 7. The developer reserves the right to make revisions / alterations, at it's absolute discretion, without any liability whatsoever.

DUBAI CREEK HARBOUR

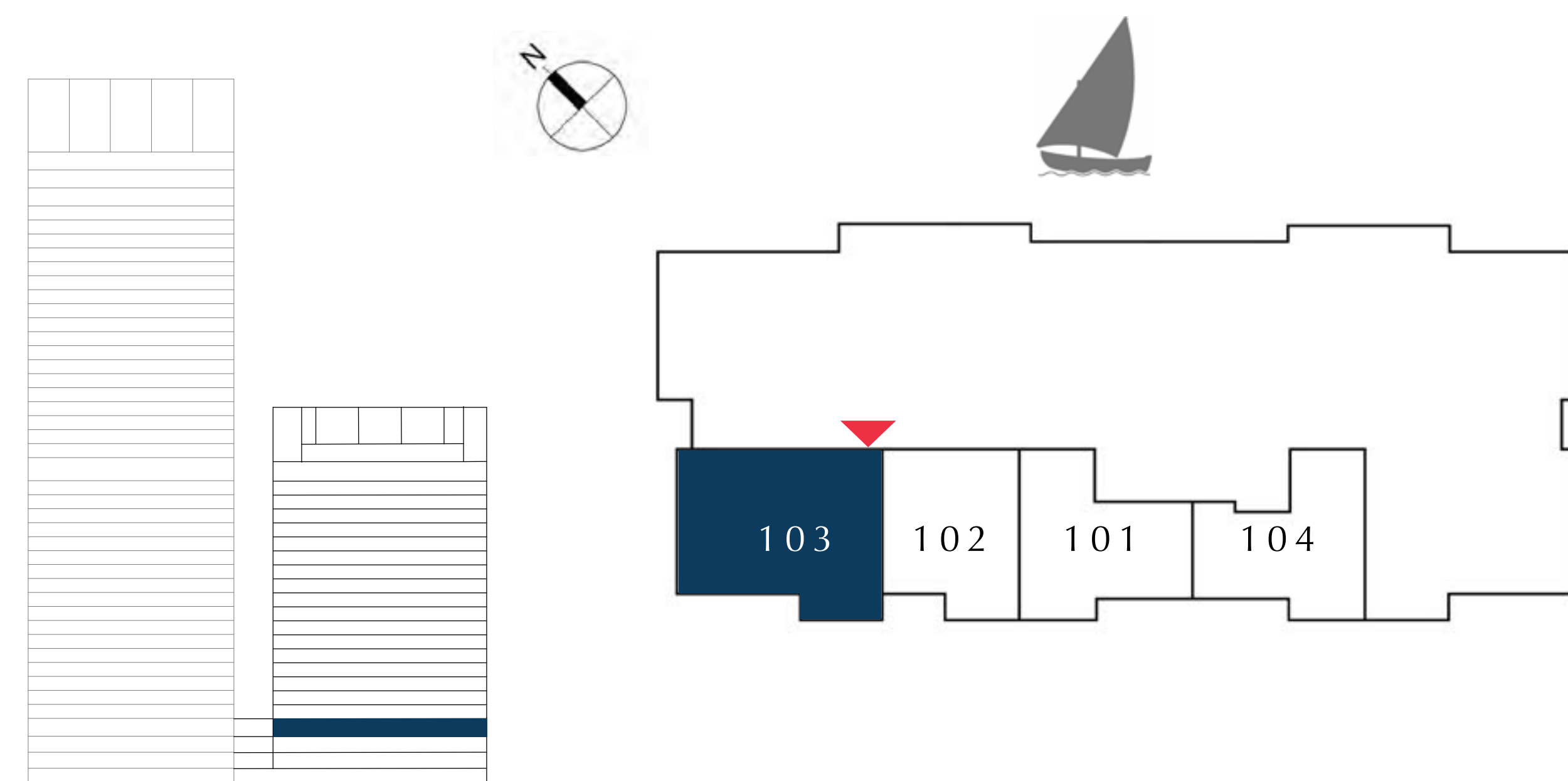
CREEK EDGE

TOWER 2

2 BEDROOM

UNIT 103 | LEVEL 1

| | | |
|--------------|----------------|-------------|
| SUITE AREA | 1000.61 SQ.FT. | 92.96 SQ.M. |
| BALCONY AREA | 70.61 SQ.FT. | 6.56 SQ.M. |
| TOTAL AREA | 1071.22 SQ.FT. | 99.52 SQ.M. |



FLOOR PLAN 1. All dimensions are in imperial and metric, and measured from finish to finish excluding construction tolerances. 2. All materials, dimensions, and drawings are approximate only. 3. Information is subject to change without notice, at developer's absolute discretion. 4. Actual area may vary from the stated area. 5. Drawings not to scale. 6. All images used are for illustrative purposes only and do not represent the actual size, features, specifications, fittings, and furnishings. 7. The developer reserves the right to make revisions / alterations, at it's absolute discretion, without any liability whatsoever.

DUBAI CREEK HARBOUR

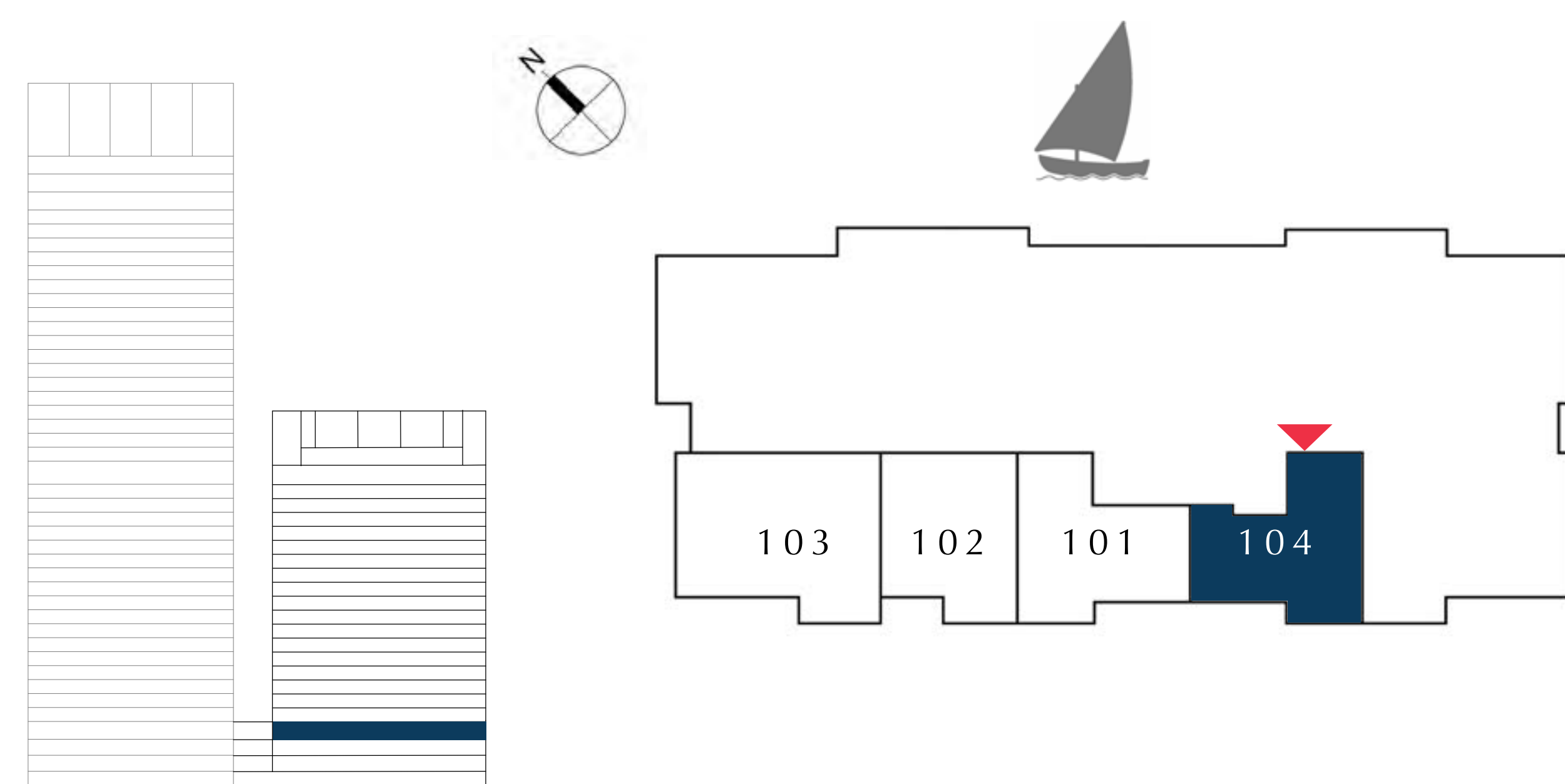
CREEK EDGE

TOWER 2

1 BEDROOM

UNIT 104 | LEVEL 1

| | | |
|--------------|---------------|-------------|
| SUITE AREA | 696.53 SQ.FT. | 64.71 SQ.M. |
| BALCONY AREA | 63.08 SQ.FT. | 5.86 SQ.M. |
| TOTAL AREA | 759.61 SQ.FT. | 70.57 SQ.M. |



FLOOR PLAN 1. All dimensions are in imperial and metric, and measured from finish to finish excluding construction tolerances. 2. All materials, dimensions, and drawings are approximate only. 3. Information is subject to change without notice, at developer's absolute discretion. 4. Actual area may vary from the stated area. 5. Drawings not to scale. 6. All images used are for illustrative purposes only and do not represent the actual size, features, specifications, fittings, and furnishings. 7. The developer reserves the right to make revisions / alterations, at it's absolute discretion, without any liability whatsoever.

TOWER 2

LEVEL 2

EMAAR

DUBAI CREEK HARBOUR

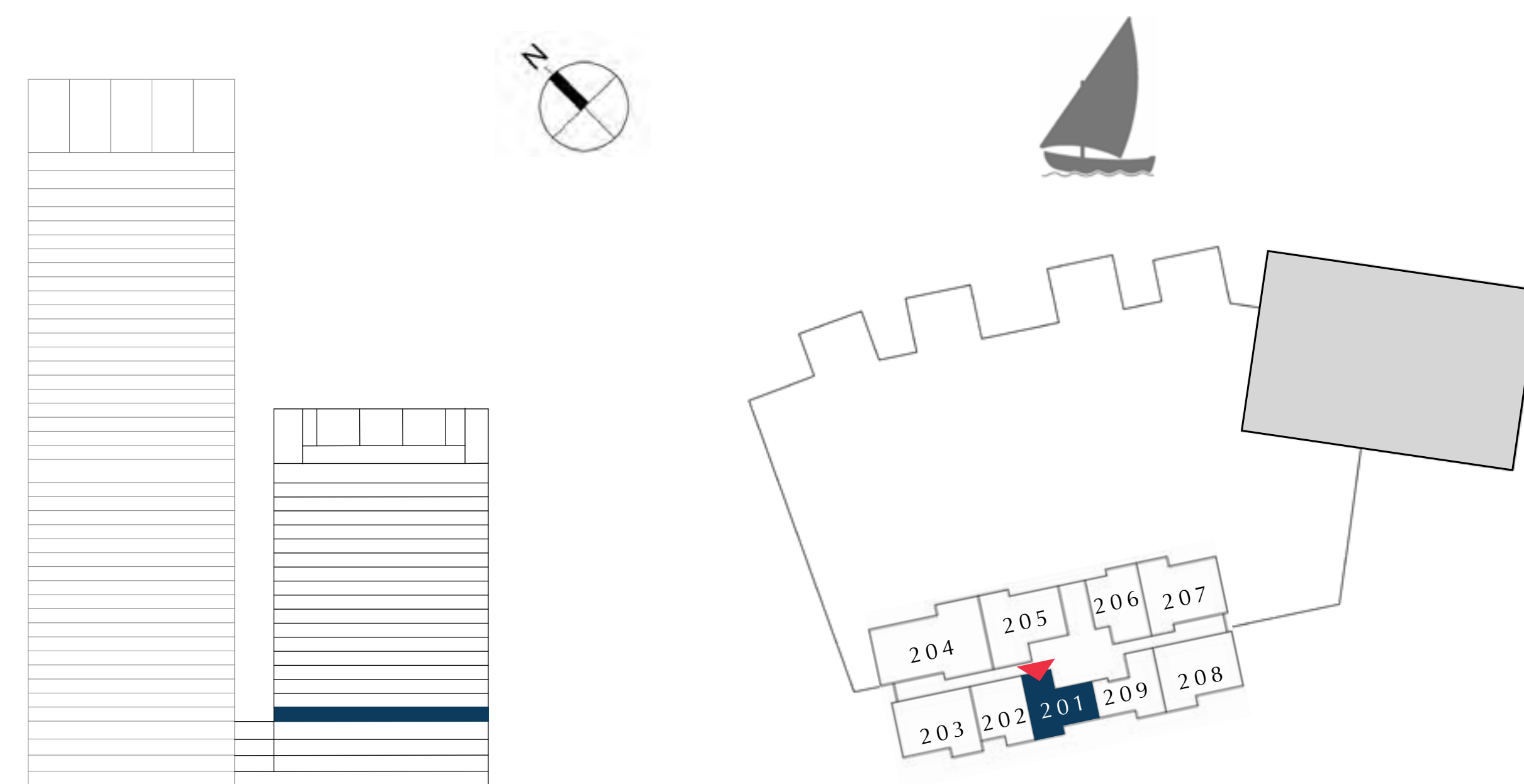
CREEK EDGE

TOWER 2

1 BEDROOM

UNIT 201 | LEVEL 2

| | | |
|--------------|---------------|-------------|
| SUITE AREA | 708.70 SQ.FT. | 65.84 SQ.M. |
| BALCONY AREA | 70.18 SQ.FT. | 6.52 SQ.M. |
| TOTAL AREA | 778.88 SQ.FT. | 72.36 SQ.M. |



FLOOR PLAN 1. All dimensions are in imperial and metric, and measured from finish to finish excluding construction tolerances. 2. All materials, dimensions, and drawings are approximate only. 3. Information is subject to change without notice, at developer's absolute discretion. 4. Actual area may vary from the stated area. 5. Drawings not to scale. 6. All images used are for illustrative purposes only and do not represent the actual size, features, specifications, fittings, and furnishings. 7. The developer reserves the right to make revisions / alterations, at it's absolute discretion, without any liability whatsoever.

DUBAI CREEK HARBOUR

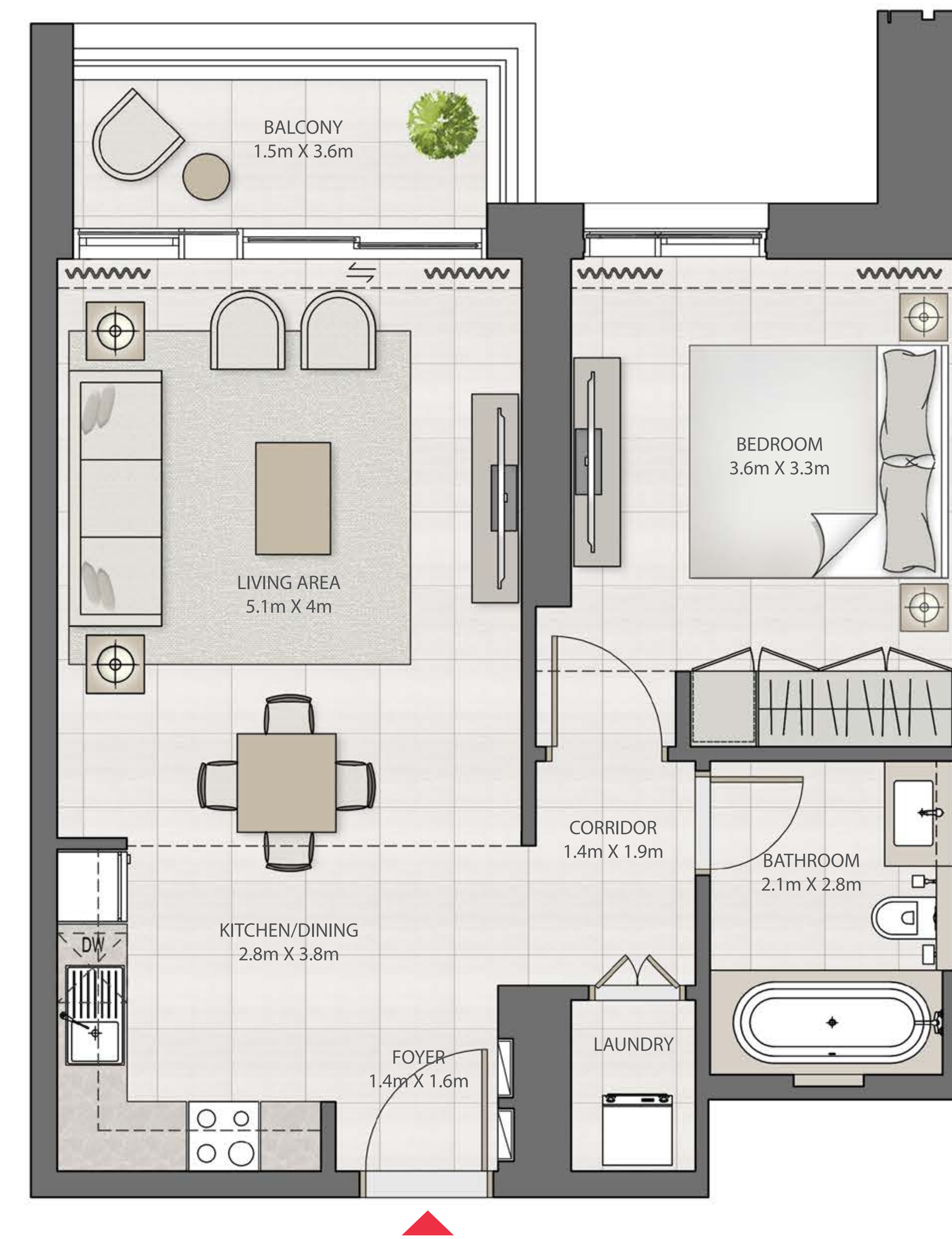
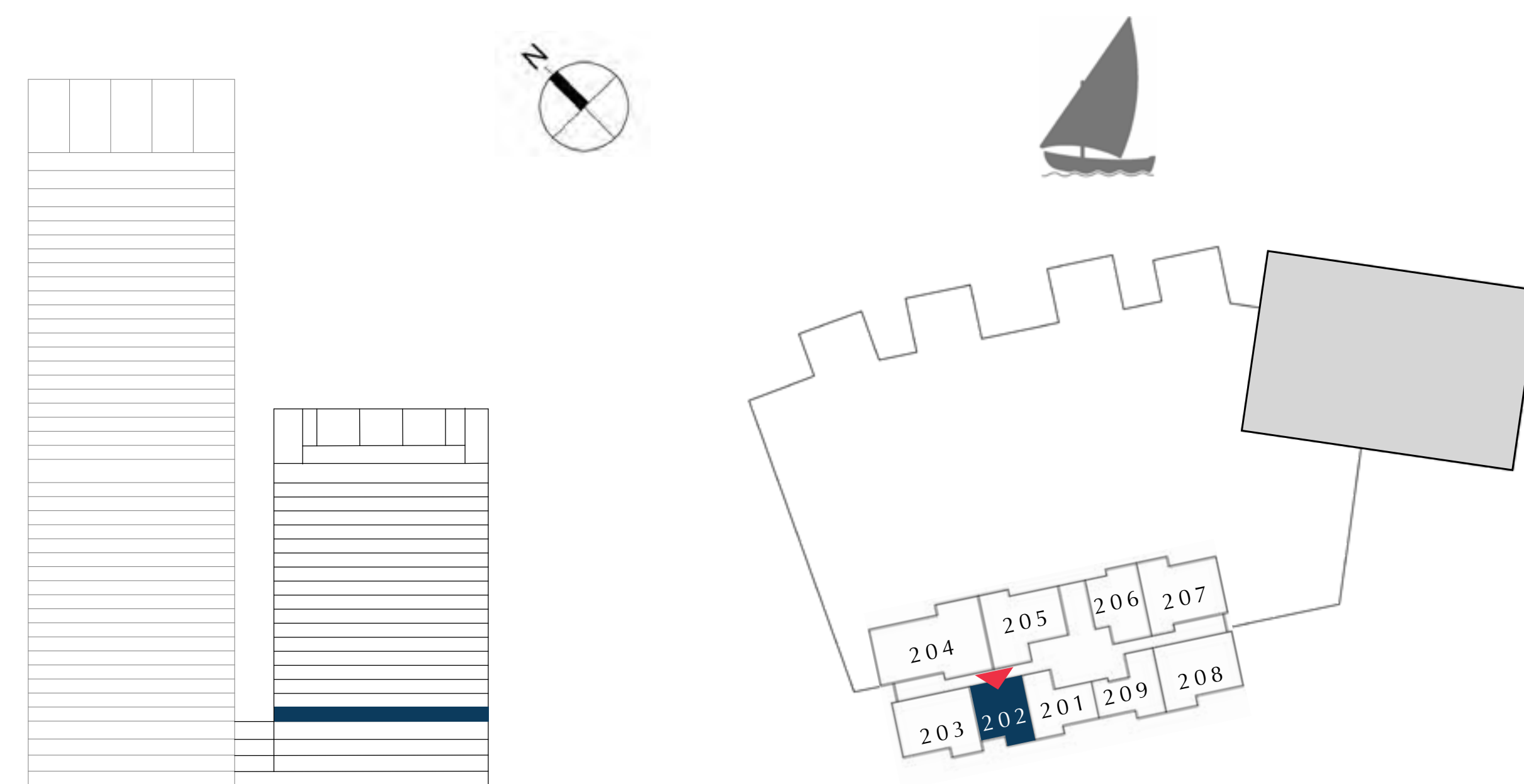
CREEK EDGE

TOWER 2

1 BEDROOM

UNIT 202 | LEVEL 2

| | | |
|--------------|---------------|-------------|
| SUITE AREA | 674.57 SQ.FT. | 62.67 SQ.M. |
| BALCONY AREA | 66.41 SQ.FT. | 6.17 SQ.M. |
| TOTAL AREA | 740.98 SQ.FT. | 68.84 SQ.M. |



FLOOR PLAN 1. All dimensions are in imperial and metric, and measured from finish to finish excluding construction tolerances. 2. All materials, dimensions, and drawings are approximate only. 3. Information is subject to change without notice, at developer's absolute discretion. 4. Actual area may vary from the stated area. 5. Drawings not to scale. 6. All images used are for illustrative purposes only and do not represent the actual size, features, specifications, fittings, and furnishings. 7. The developer reserves the right to make revisions / alterations, at it's absolute discretion, without any liability whatsoever.

DUBAI CREEK HARBOUR

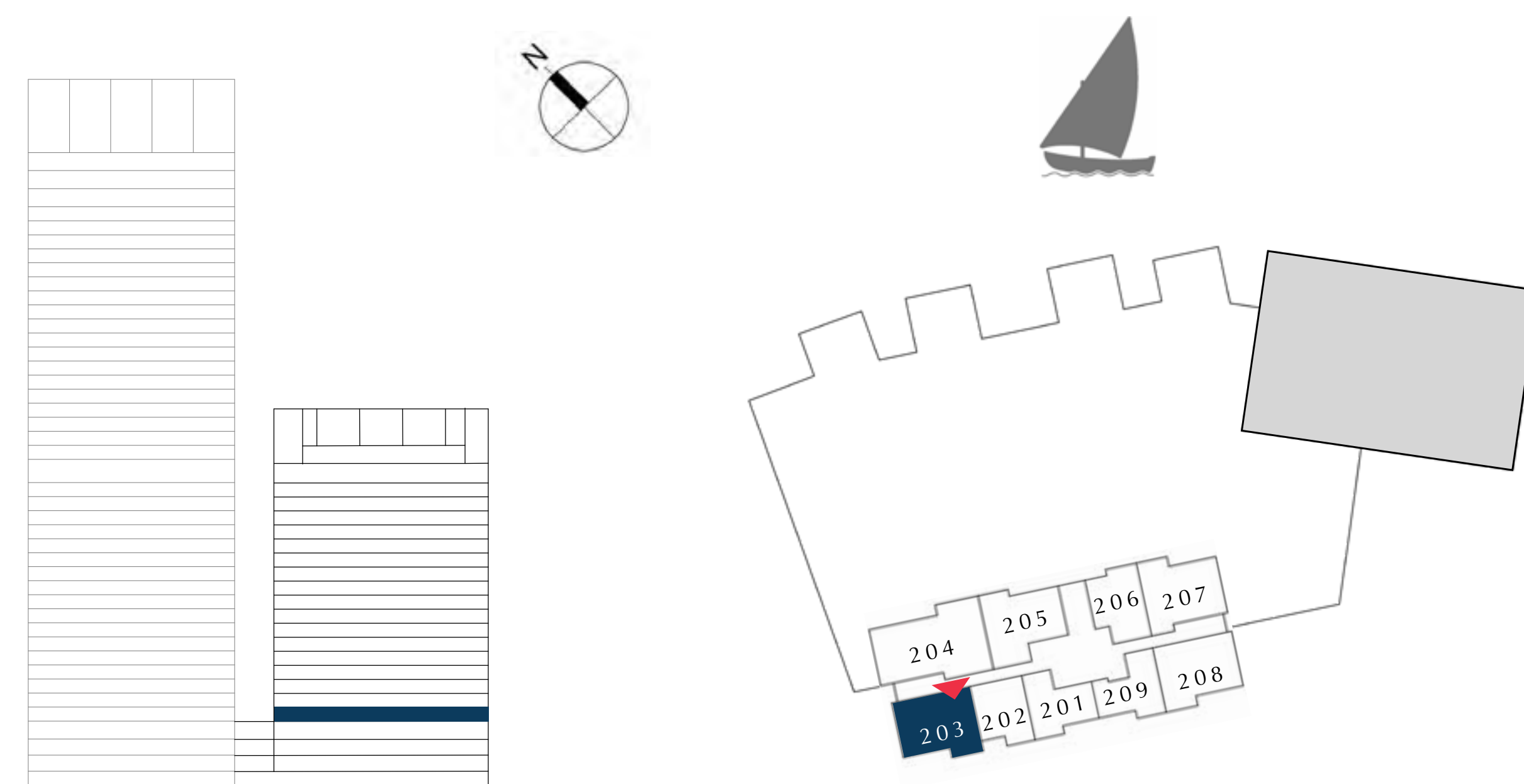
CREEK EDGE

TOWER 2

2 BEDROOM

UNIT 203 | LEVEL 2

| | | |
|--------------|----------------|-------------|
| SUITE AREA | 1000.61 SQ.FT. | 92.96 SQ.M. |
| BALCONY AREA | 70.61 SQ.FT. | 6.56 SQ.M. |
| TOTAL AREA | 1071.22 SQ.FT. | 99.52 SQ.M. |



FLOOR PLAN 1. All dimensions are in imperial and metric, and measured from finish to finish excluding construction tolerances. 2. All materials, dimensions, and drawings are approximate only. 3. Information is subject to change without notice, at developer's absolute discretion. 4. Actual area may vary from the stated area. 5. Drawings not to scale. 6. All images used are for illustrative purposes only and do not represent the actual size, features, specifications, fittings, and furnishings. 7. The developer reserves the right to make revisions / alterations, at it's absolute discretion, without any liability whatsoever.

DUBAI CREEK HARBOUR

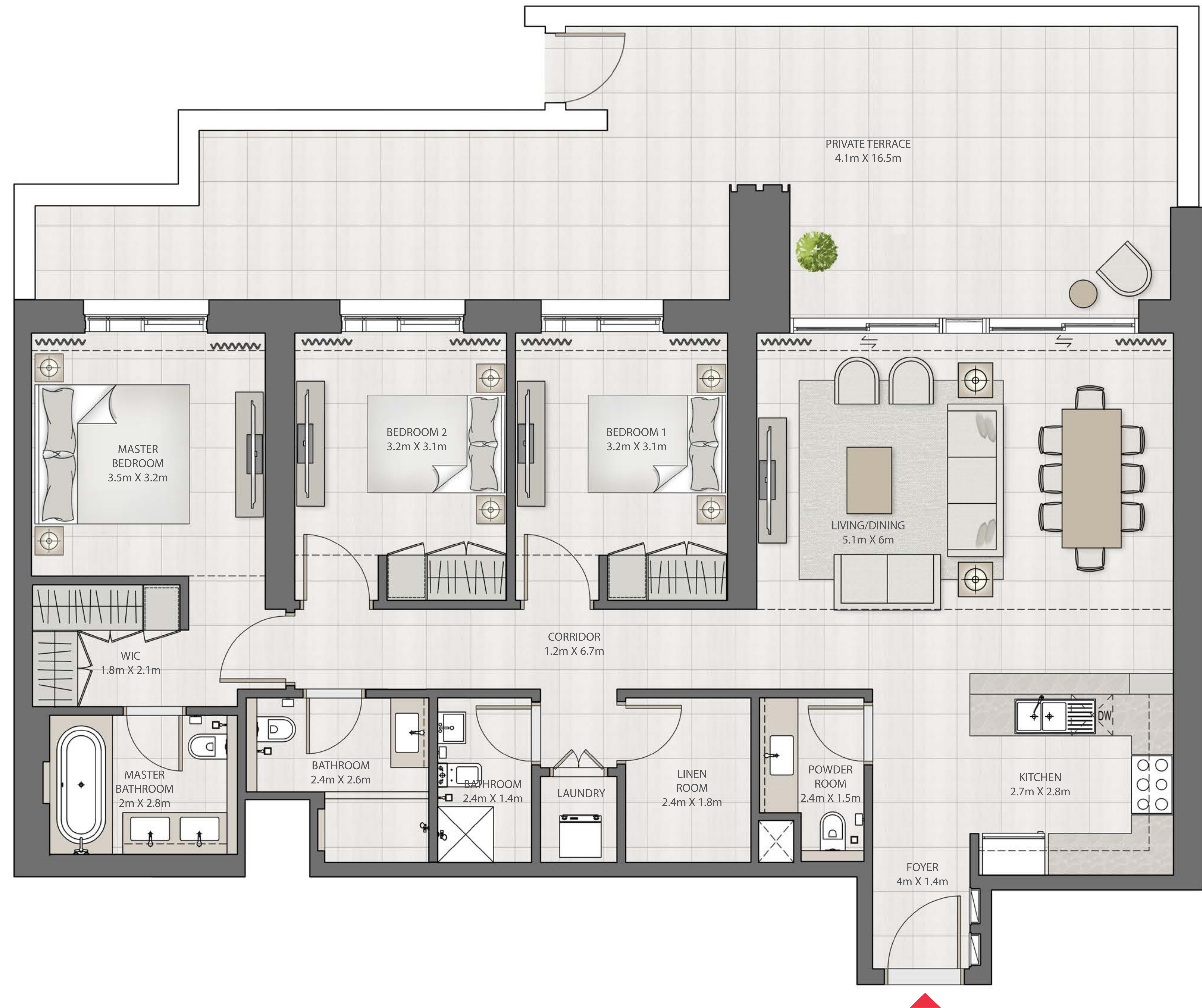
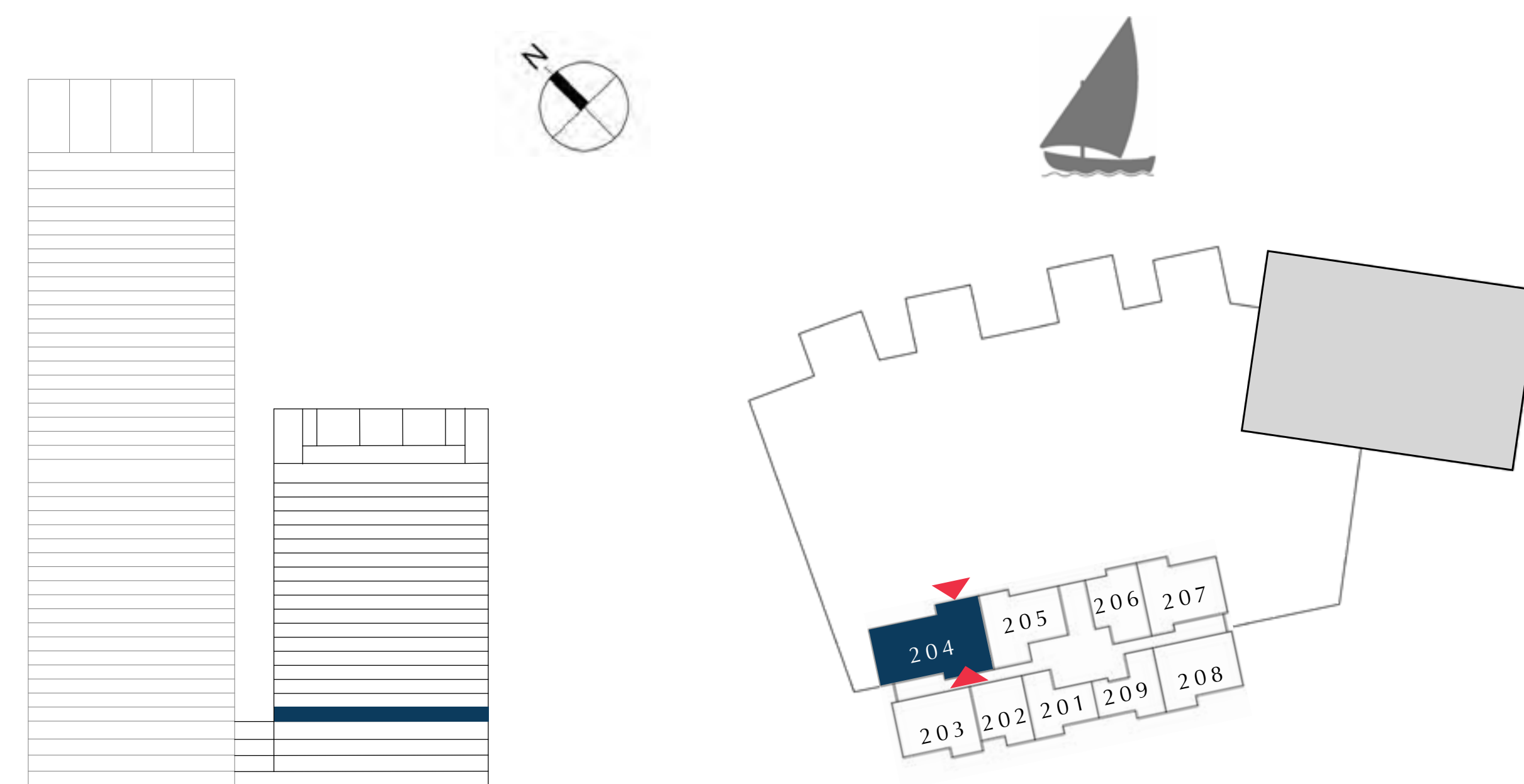
CREEK EDGE

TOWER 2

3 BEDROOM

UNIT 204 | LEVEL 2

| | | |
|--------------|----------------|--------------|
| SUITE AREA | 1455.60 SQ.FT. | 135.23 SQ.M. |
| BALCONY AREA | 635.18 SQ.FT. | 59.01 SQ.M. |
| TOTAL AREA | 2090.78 SQ.FT. | 194.24 SQ.M. |



FLOOR PLAN 1. All dimensions are in imperial and metric, and measured from finish to finish excluding construction tolerances. 2. All materials, dimensions, and drawings are approximate only. 3. Information is subject to change without notice, at developer's absolute discretion. 4. Actual area may vary from the stated area. 5. Drawings not to scale. 6. All images used are for illustrative purposes only and do not represent the actual size, features, specifications, fittings, and furnishings. 7. The developer reserves the right to make revisions / alterations, at it's absolute discretion, without any liability whatsoever.

DUBAI CREEK HARBOUR

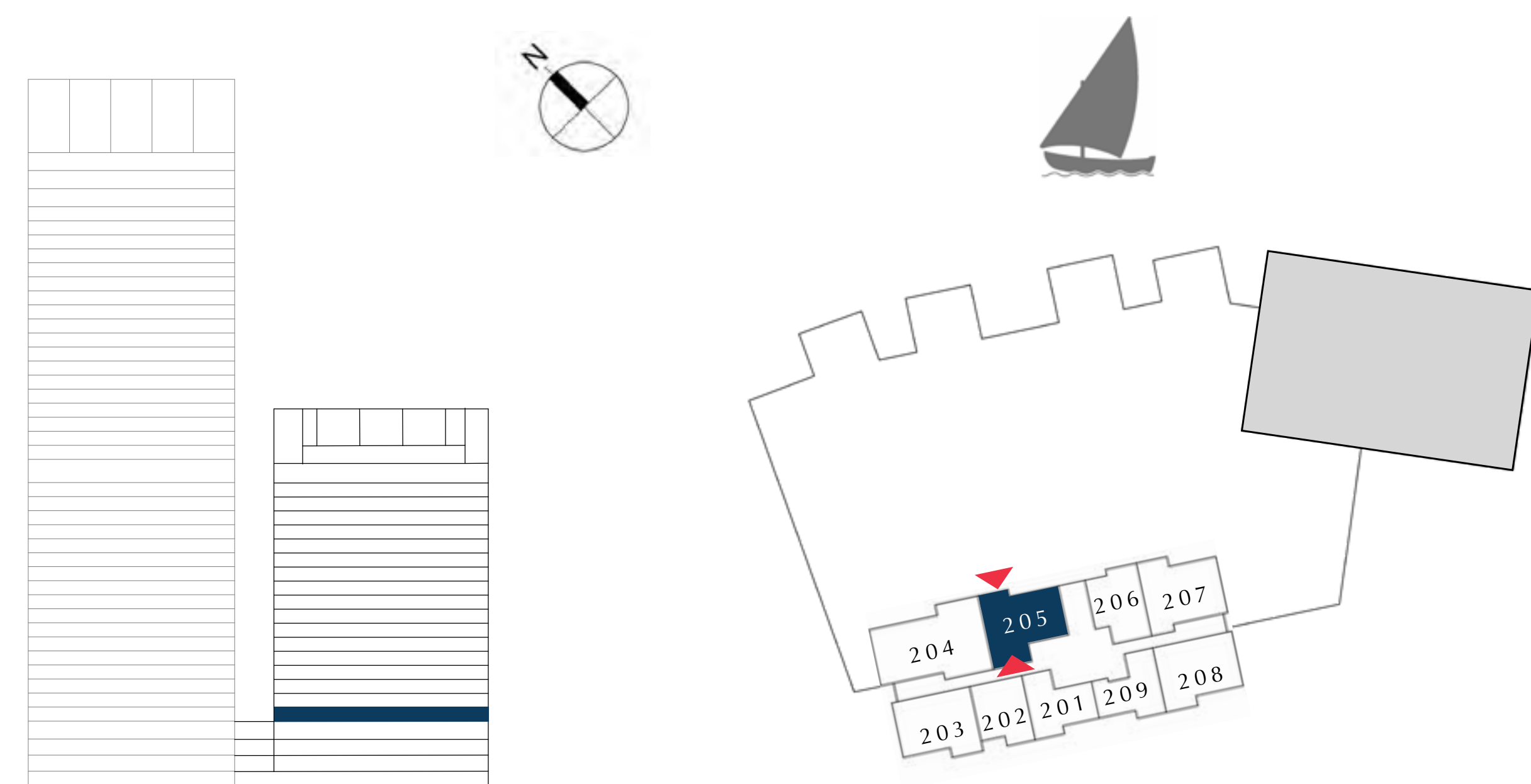
CREEK EDGE

TOWER 2

2 BEDROOM

UNIT 205 | LEVEL 2

| | | |
|--------------|----------------|--------------|
| SUITE AREA | 1010.52 SQ.FT. | 93.88 SQ.M. |
| BALCONY AREA | 448.64 SQ.FT. | 41.68 SQ.M. |
| TOTAL AREA | 1459.16 SQ.FT. | 135.56 SQ.M. |



FLOOR PLAN 1. All dimensions are in imperial and metric, and measured from finish to finish excluding construction tolerances. 2. All materials, dimensions, and drawings are approximate only. 3. Information is subject to change without notice, at developer's absolute discretion. 4. Actual area may vary from the stated area. 5. Drawings not to scale. 6. All images used are for illustrative purposes only and do not represent the actual size, features, specifications, fittings, and furnishings. 7. The developer reserves the right to make revisions / alterations, at it's absolute discretion, without any liability whatsoever.

DUBAI CREEK HARBOUR

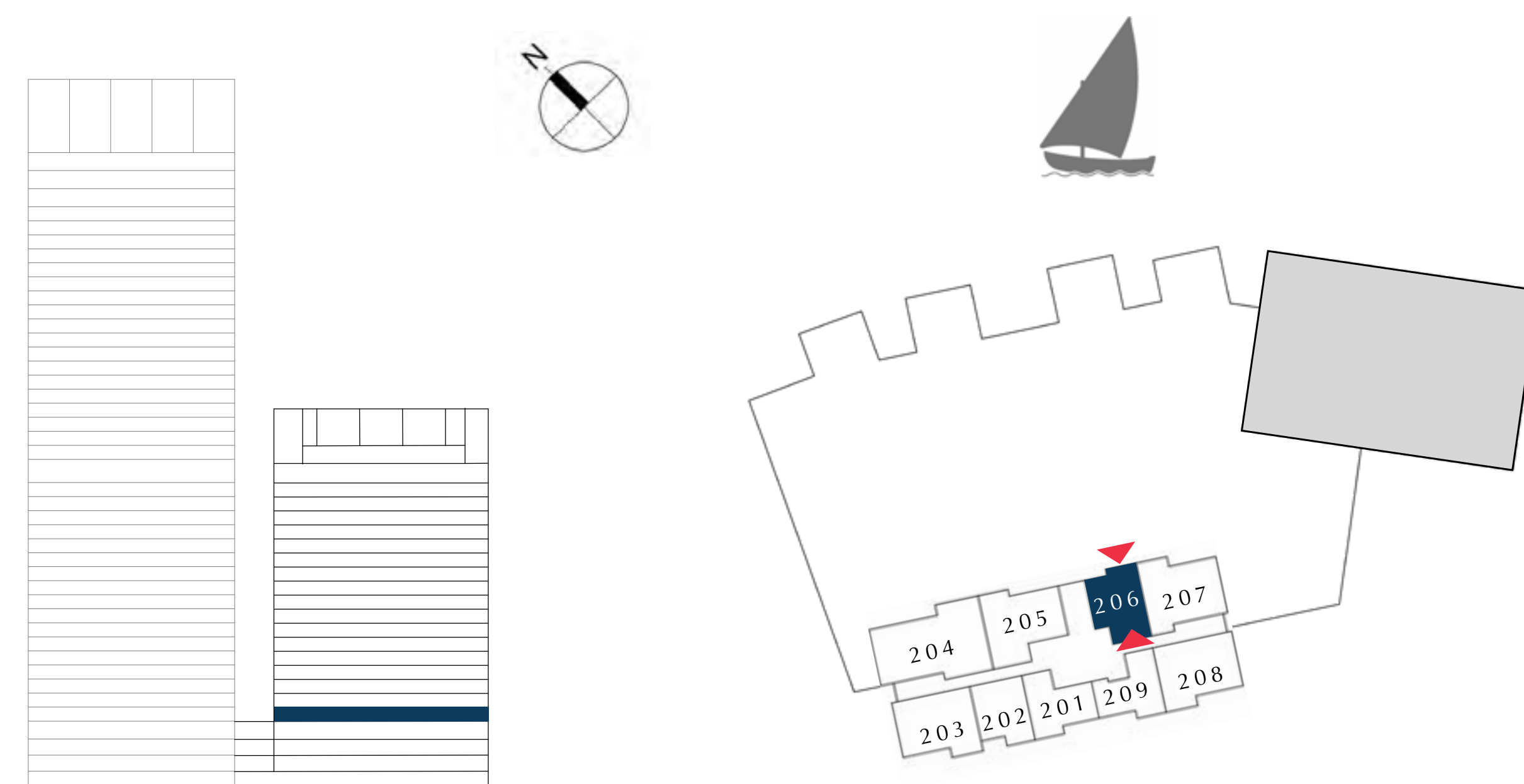
CREEK EDGE

TOWER 2

1 BEDROOM

UNIT 206 | LEVEL 2

| | | |
|--------------|----------------|-------------|
| SUITE AREA | 701.38 SQ.FT. | 65.16 SQ.M. |
| BALCONY AREA | 322.06 SQ.FT. | 29.92 SQ.M. |
| TOTAL AREA | 1023.44 SQ.FT. | 95.08 SQ.M. |



FLOOR PLAN 1. All dimensions are in imperial and metric, and measured from finish to finish excluding construction tolerances. 2. All materials, dimensions, and drawings are approximate only. 3. Information is subject to change without notice, at developer's absolute discretion. 4. Actual area may vary from the stated area. 5. Drawings not to scale. 6. All images used are for illustrative purposes only and do not represent the actual size, features, specifications, fittings, and furnishings. 7. The developer reserves the right to make revisions / alterations, at it's absolute discretion, without any liability whatsoever.

DUBAI CREEK HARBOUR

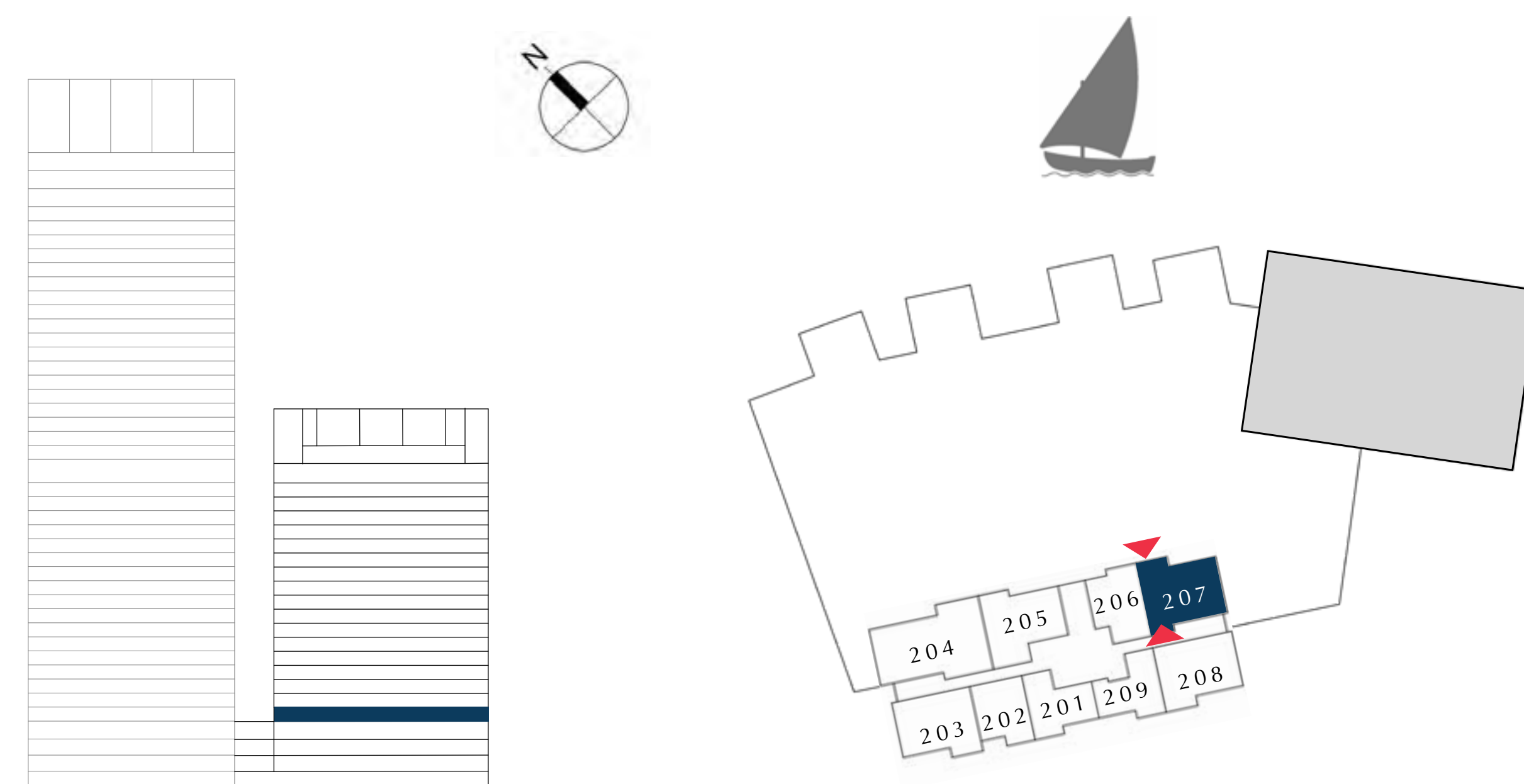
CREEK EDGE

TOWER 2

2 BEDROOM

UNIT 207 | LEVEL 2

| | | |
|--------------|----------------|--------------|
| SUITE AREA | 1011.05 SQ.FT. | 93.93 SQ.M. |
| BALCONY AREA | 394.39 SQ.FT. | 36.64 SQ.M. |
| TOTAL AREA | 1405.44 SQ.FT. | 130.57 SQ.M. |



FLOOR PLAN 1. All dimensions are in imperial and metric, and measured from finish to finish excluding construction tolerances. 2. All materials, dimensions, and drawings are approximate only. 3. Information is subject to change without notice, at developer's absolute discretion. 4. Actual area may vary from the stated area. 5. Drawings not to scale. 6. All images used are for illustrative purposes only and do not represent the actual size, features, specifications, fittings, and furnishings. 7. The developer reserves the right to make revisions / alterations, at it's absolute discretion, without any liability whatsoever.

DUBAI CREEK HARBOUR

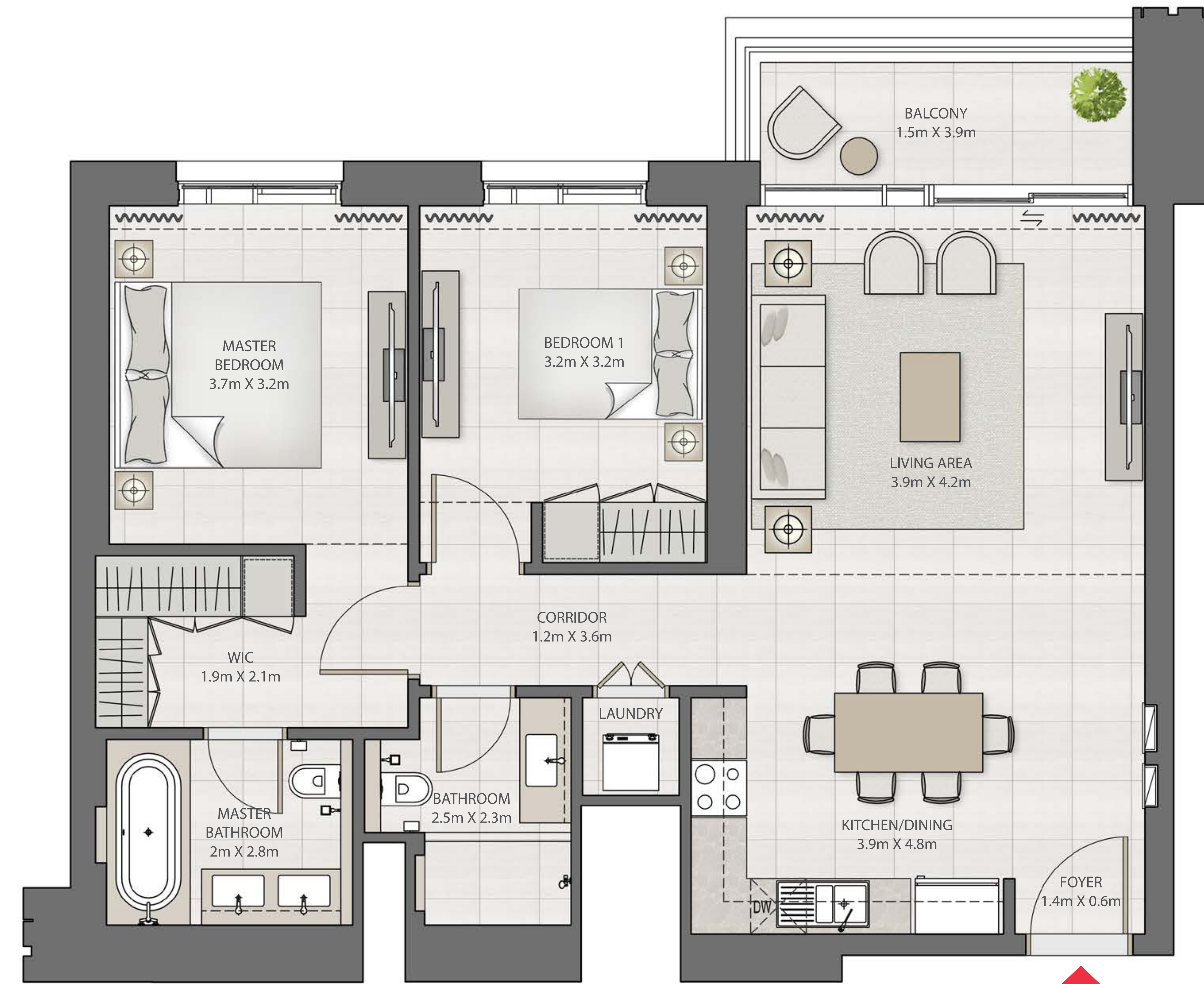
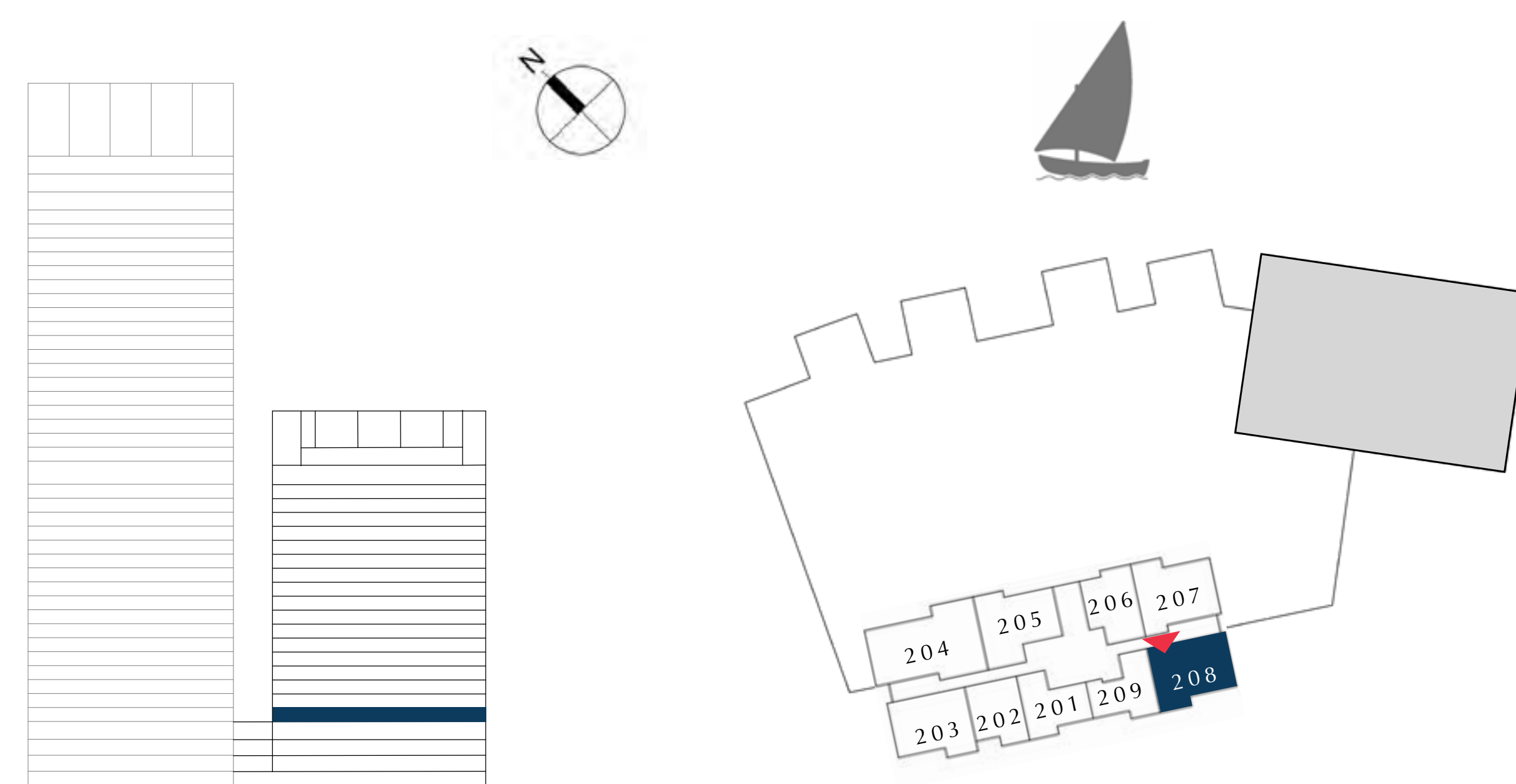
CREEK EDGE

TOWER 2

2 BEDROOM

UNIT 208 | LEVEL 2

| | | |
|--------------|----------------|-------------|
| SUITE AREA | 999.75 SQ.FT. | 92.88 SQ.M. |
| BALCONY AREA | 68.89 SQ.FT. | 6.40 SQ.M. |
| TOTAL AREA | 1068.64 SQ.FT. | 99.28 SQ.M. |



FLOOR PLAN 1. All dimensions are in imperial and metric, and measured from finish to finish excluding construction tolerances. 2. All materials, dimensions, and drawings are approximate only. 3. Information is subject to change without notice, at developer's absolute discretion. 4. Actual area may vary from the stated area. 5. Drawings not to scale. 6. All images used are for illustrative purposes only and do not represent the actual size, features, specifications, fittings, and furnishings. 7. The developer reserves the right to make revisions / alterations, at it's absolute discretion, without any liability whatsoever.

DUBAI CREEK HARBOUR

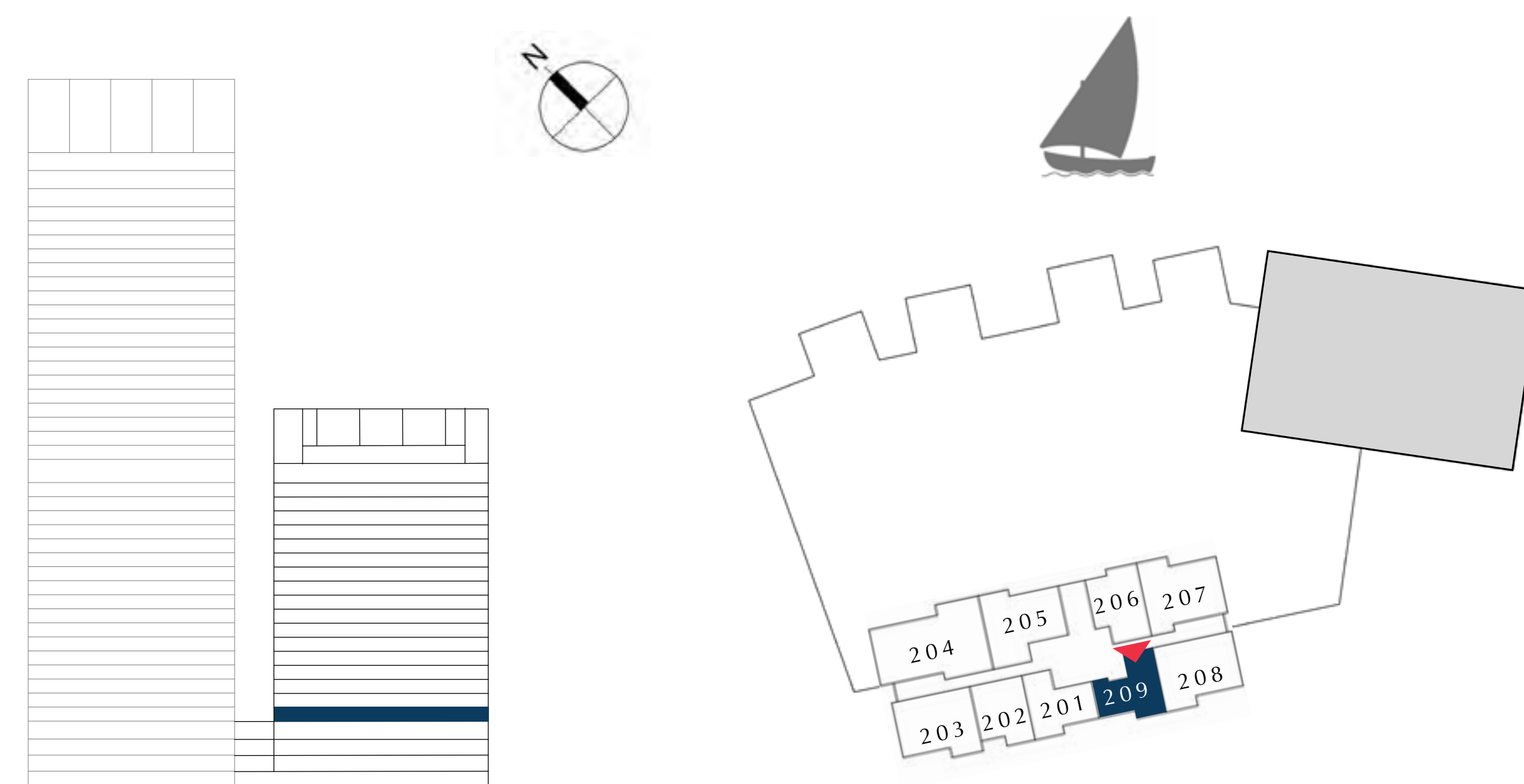
CREEK EDGE

TOWER 2

1 BEDROOM

UNIT 209 | LEVEL 2

| | | |
|--------------|---------------|-------------|
| SUITE AREA | 696.53 SQ.FT. | 64.71 SQ.M. |
| BALCONY AREA | 63.29 SQ.FT. | 5.88 SQ.M. |
| TOTAL AREA | 759.82 SQ.FT. | 70.59 SQ.M. |



FLOOR PLAN 1. All dimensions are in imperial and metric, and measured from finish to finish excluding construction tolerances. 2. All materials, dimensions, and drawings are approximate only. 3. Information is subject to change without notice, at developer's absolute discretion. 4. Actual area may vary from the stated area. 5. Drawings not to scale. 6. All images used are for illustrative purposes only and do not represent the actual size, features, specifications, fittings, and furnishings. 7. The developer reserves the right to make revisions / alterations, at it's absolute discretion, without any liability whatsoever.

TOWER 2

TIER 1

EMAAR

DUBAI CREEK HARBOUR

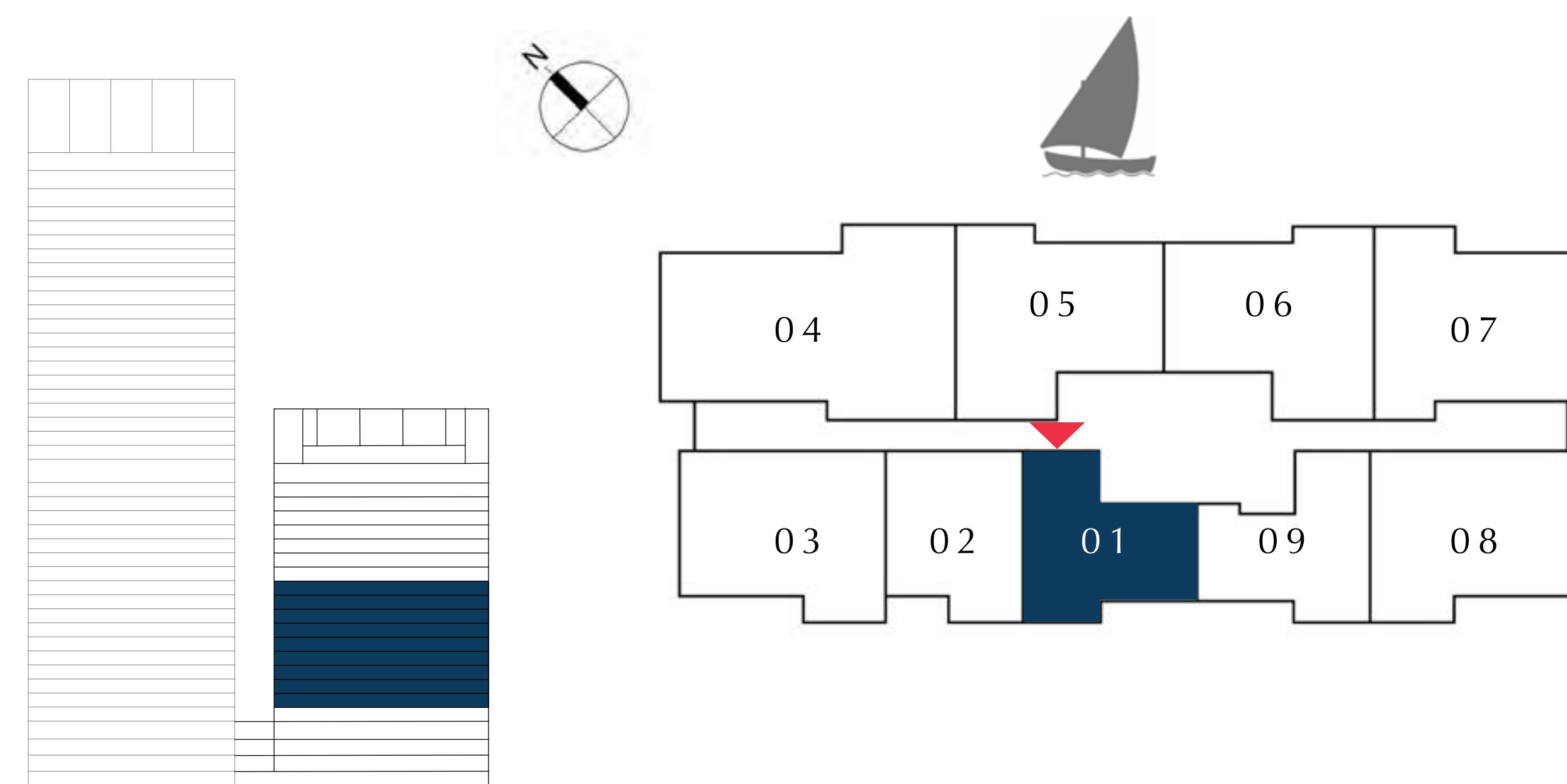
CREEK EDGE

TOWER 2

1 BEDROOM

UNIT 01 | LEVEL 3-9

| | | |
|--------------|---------------|-------------|
| SUITE AREA | 708.59 SQ.FT. | 65.83 SQ.M. |
| BALCONY AREA | 70.18 SQ.FT. | 6.52 SQ.M. |
| TOTAL AREA | 778.77 SQ.FT. | 72.35 SQ.M. |



FLOOR PLAN 1. All dimensions are in imperial and metric, and measured from finish to finish excluding construction tolerances. 2. All materials, dimensions, and drawings are approximate only. 3. Information is subject to change without notice, at developer's absolute discretion. 4. Actual area may vary from the stated area. 5. Drawings not to scale. 6. All images used are for illustrative purposes only and do not represent the actual size, features, specifications, fittings, and furnishings. 7. The developer reserves the right to make revisions / alterations, at it's absolute discretion, without any liability whatsoever.

DUBAI CREEK HARBOUR

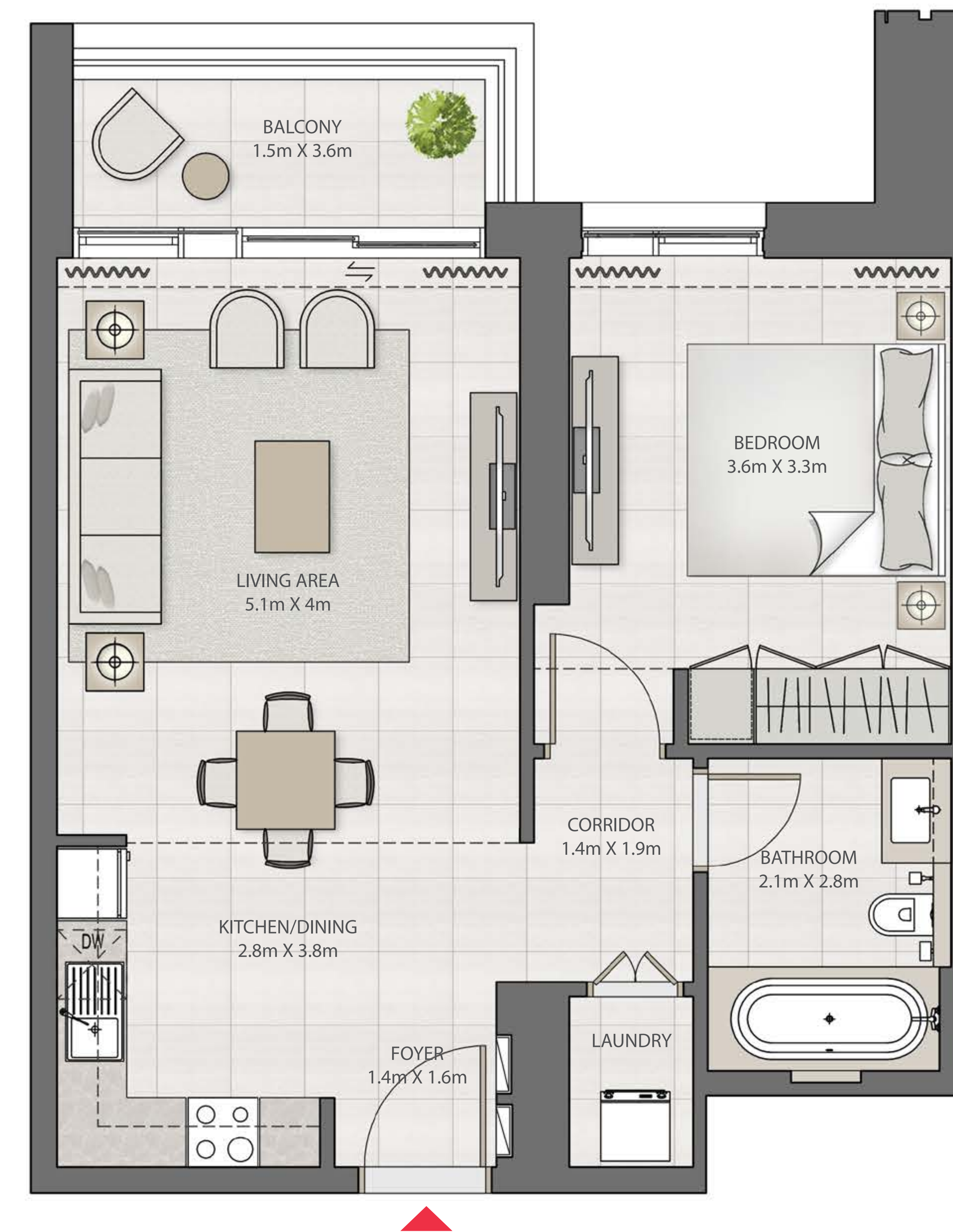
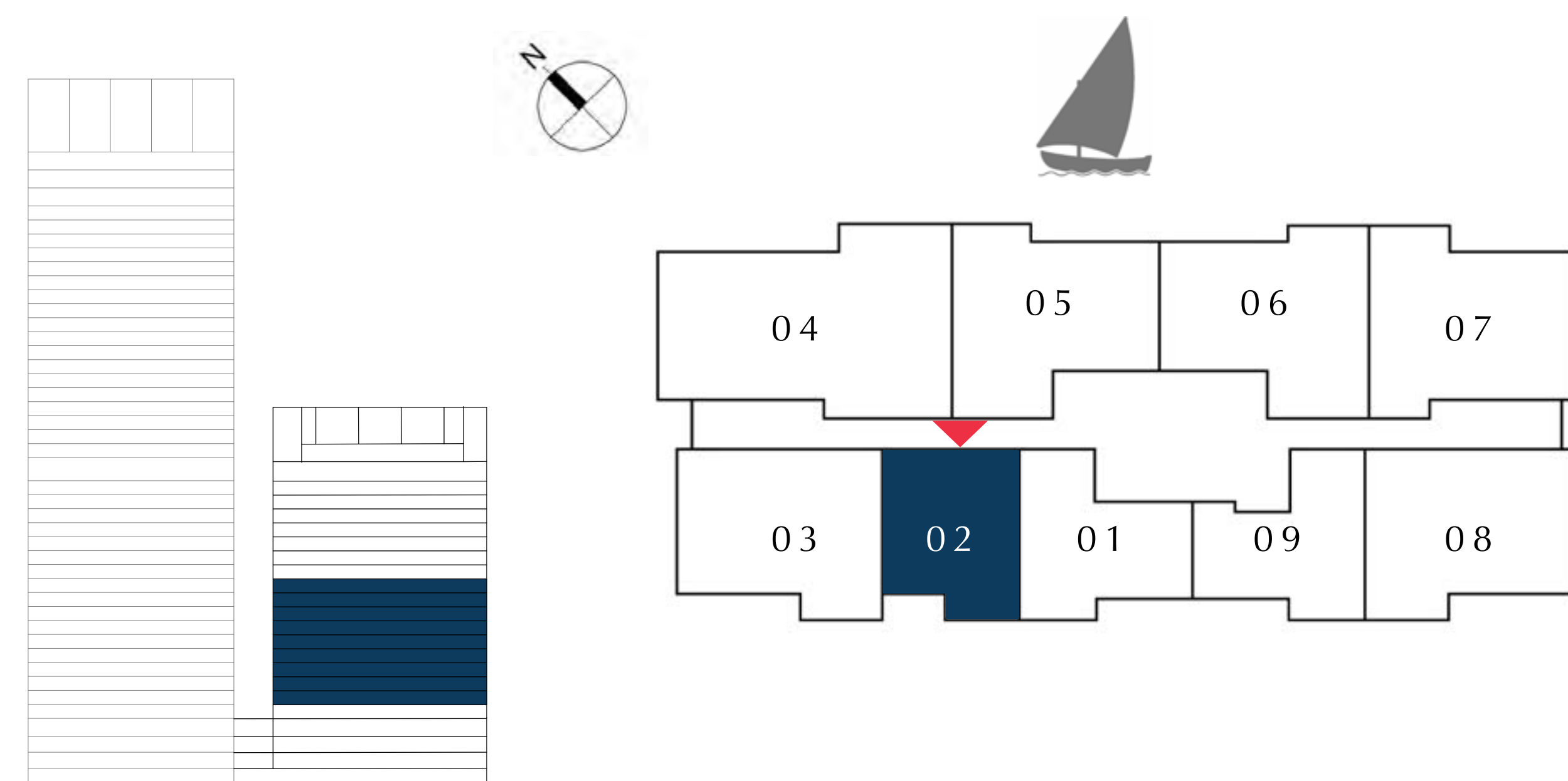
CREEK EDGE

TOWER 2

1 BEDROOM

UNIT 02 | LEVEL 3-9

| | | |
|--------------|---------------|-------------|
| SUITE AREA | 675.11 SQ.FT. | 62.72 SQ.M. |
| BALCONY AREA | 66.09 SQ.FT. | 6.14 SQ.M. |
| TOTAL AREA | 741.20 SQ.FT. | 68.86 SQ.M. |



FLOOR PLAN 1. All dimensions are in imperial and metric, and measured from finish to finish excluding construction tolerances. 2. All materials, dimensions, and drawings are approximate only. 3. Information is subject to change without notice, at developer's absolute discretion. 4. Actual area may vary from the stated area. 5. Drawings not to scale. 6. All images used are for illustrative purposes only and do not represent the actual size, features, specifications, fittings, and furnishings. 7. The developer reserves the right to make revisions / alterations, at it's absolute discretion, without any liability whatsoever.

DUBAI CREEK HARBOUR

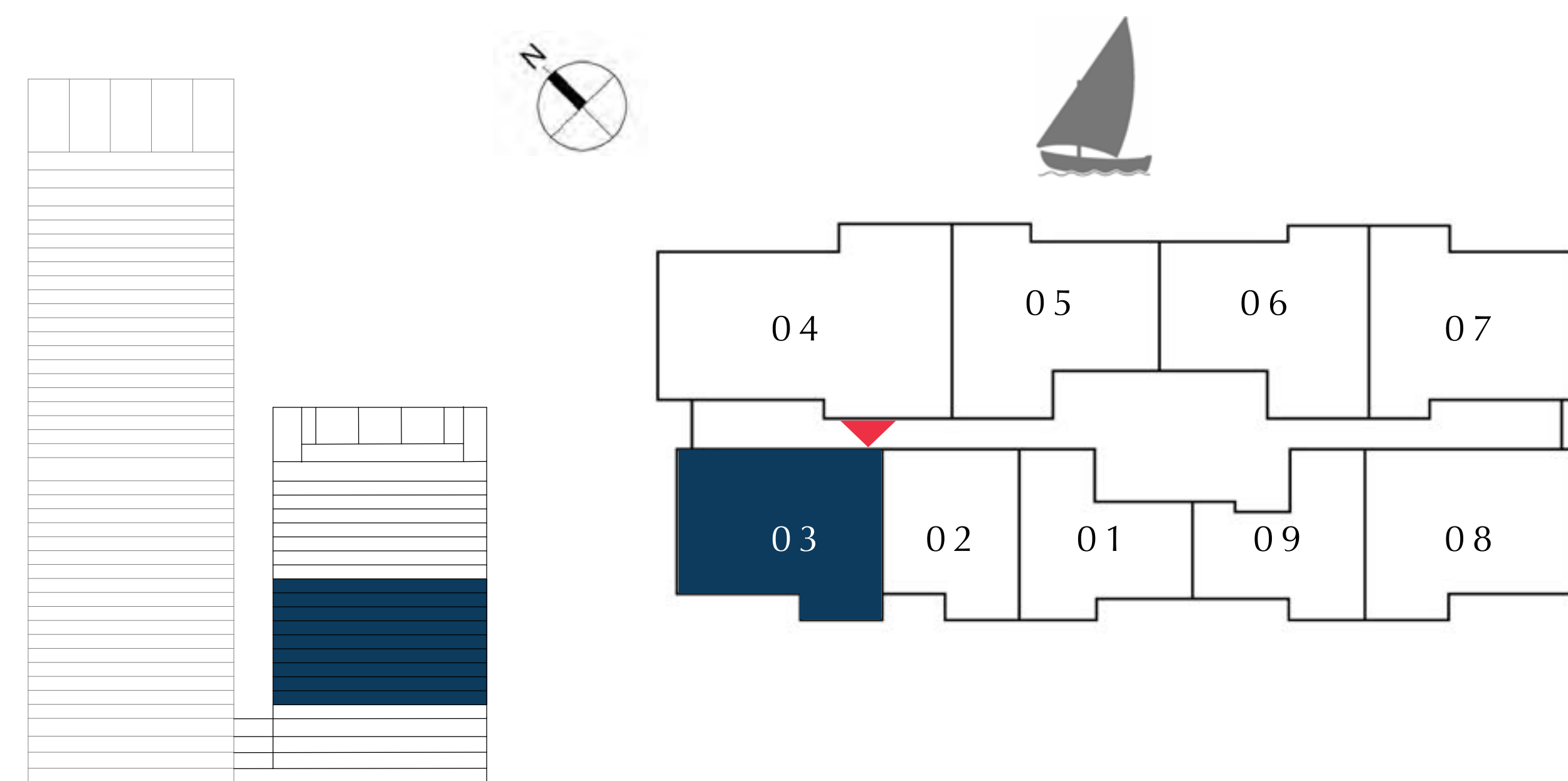
CREEK EDGE

TOWER 2

2 BEDROOM

UNIT 03 | LEVEL 3-9

| | | |
|--------------|----------------|-------------|
| SUITE AREA | 1000.61 SQ.FT. | 92.96 SQ.M. |
| BALCONY AREA | 70.61 SQ.FT. | 6.56 SQ.M. |
| TOTAL AREA | 1071.22 SQ.FT. | 99.52 SQ.M. |



FLOOR PLAN 1. All dimensions are in imperial and metric, and measured from finish to finish excluding construction tolerances. 2. All materials, dimensions, and drawings are approximate only. 3. Information is subject to change without notice, at developer's absolute discretion. 4. Actual area may vary from the stated area. 5. Drawings not to scale. 6. All images used are for illustrative purposes only and do not represent the actual size, features, specifications, fittings, and furnishings. 7. The developer reserves the right to make revisions / alterations, at it's absolute discretion, without any liability whatsoever.

DUBAI CREEK HARBOUR

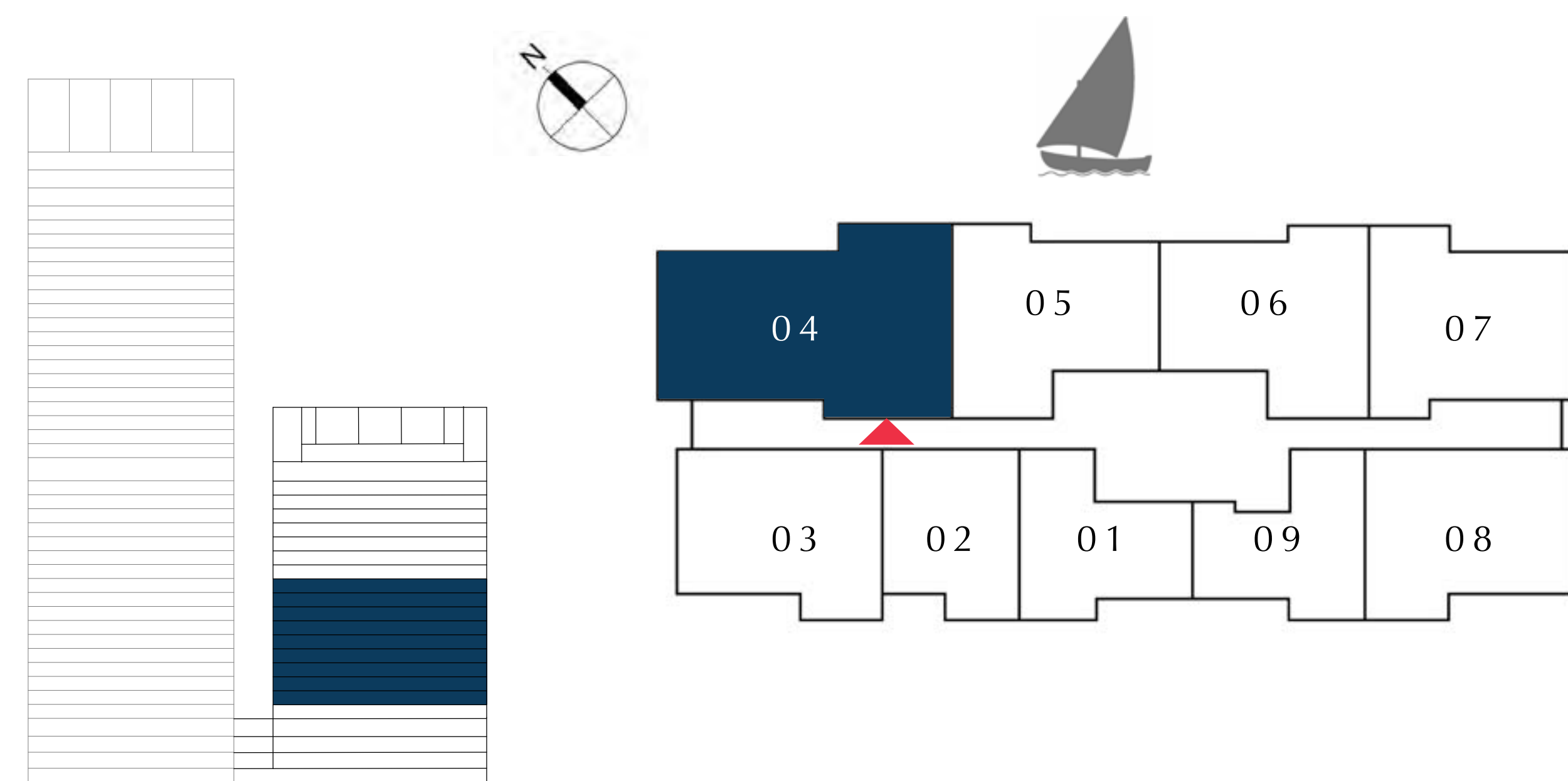
CREEK EDGE

TOWER 2

3 BEDROOM

UNIT 04 | LEVEL 3-9

| | | |
|--------------|----------------|--------------|
| SUITE AREA | 1457.11 SQ.FT. | 135.37 SQ.M. |
| BALCONY AREA | 96.44 SQ.FT. | 8.96 SQ.M. |
| TOTAL AREA | 1553.55 SQ.FT. | 144.33 SQ.M. |



FLOOR PLAN 1. All dimensions are in imperial and metric, and measured from finish to finish excluding construction tolerances. 2. All materials, dimensions, and drawings are approximate only. 3. Information is subject to change without notice, at developer's absolute discretion. 4. Actual area may vary from the stated area. 5. Drawings not to scale. 6. All images used are for illustrative purposes only and do not represent the actual size, features, specifications, fittings, and furnishings. 7. The developer reserves the right to make revisions / alterations, at it's absolute discretion, without any liability whatsoever.

DUBAI CREEK HARBOUR

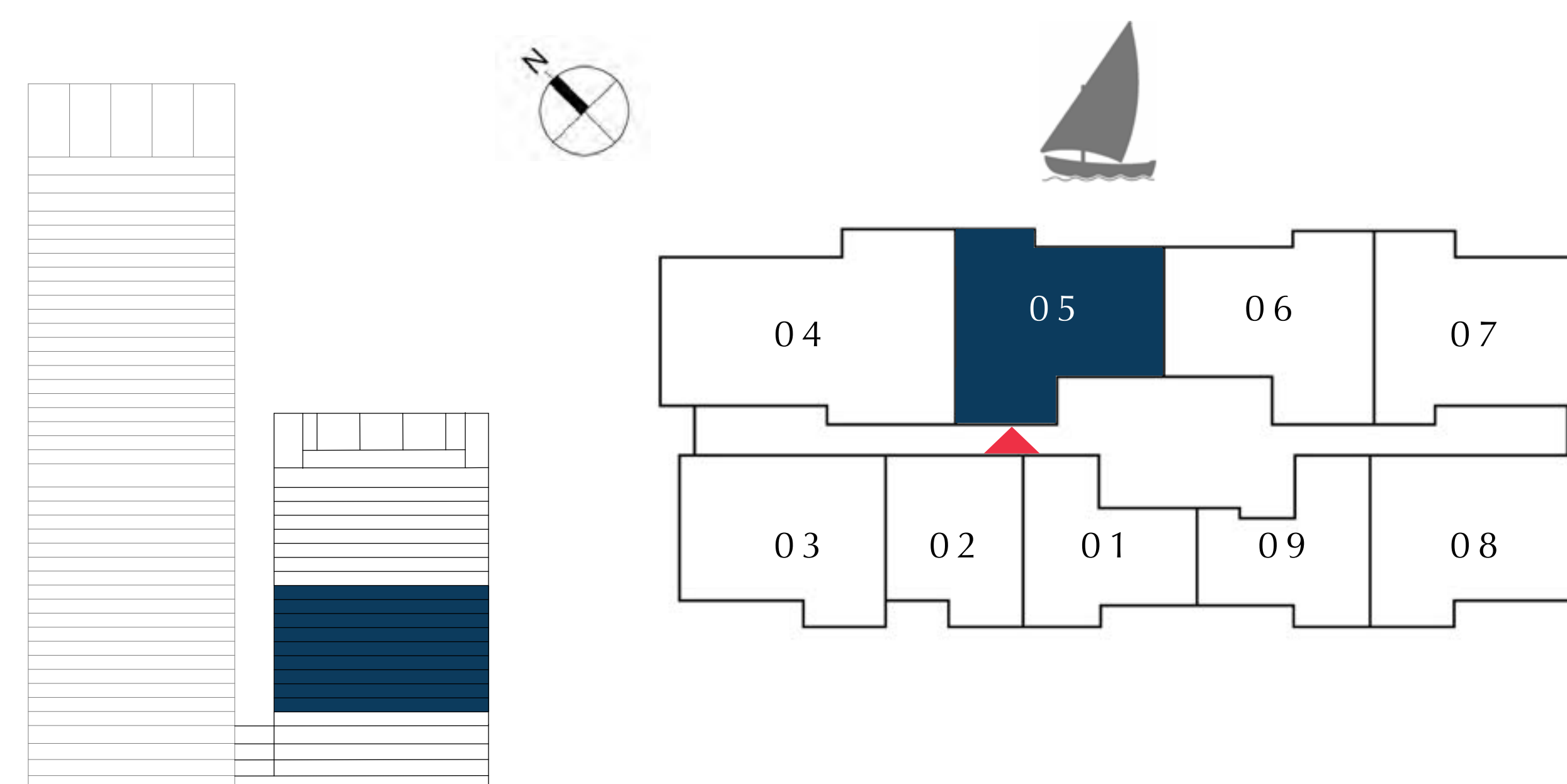
CREEK EDGE

TOWER 2

2 BEDROOM

UNIT 05 | LEVEL 3-9

| | | |
|--------------|----------------|-------------|
| SUITE AREA | 1011.92 SQ.FT. | 94.01 SQ.M. |
| BALCONY AREA | 62.75 SQ.FT. | 5.83 SQ.M. |
| TOTAL AREA | 1074.67 SQ.FT. | 99.84 SQ.M. |



FLOOR PLAN 1. All dimensions are in imperial and metric, and measured from finish to finish excluding construction tolerances. 2. All materials, dimensions, and drawings are approximate only. 3. Information is subject to change without notice, at developer's absolute discretion. 4. Actual area may vary from the stated area. 5. Drawings not to scale. 6. All images used are for illustrative purposes only and do not represent the actual size, features, specifications, fittings, and furnishings. 7. The developer reserves the right to make revisions / alterations, at it's absolute discretion, without any liability whatsoever.

DUBAI CREEK HARBOUR

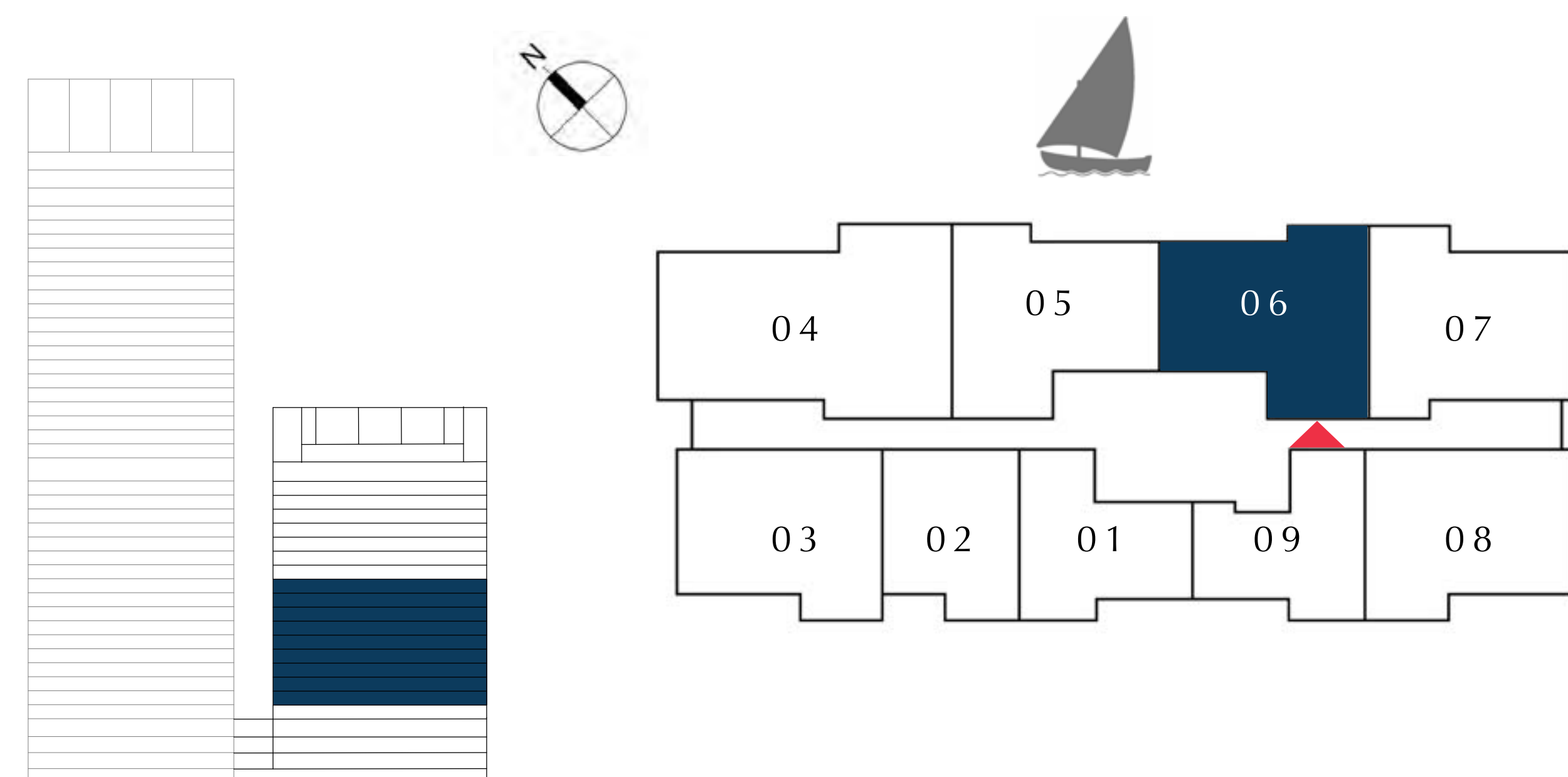
CREEK EDGE

TOWER 2

2 BEDROOM

UNIT 06 | LEVEL 3-9

| | | |
|--------------|----------------|--------------|
| SUITE AREA | 1003.73 SQ.FT. | 93.25 SQ.M. |
| BALCONY AREA | 75.89 SQ.FT. | 7.05 SQ.M. |
| TOTAL AREA | 1079.62 SQ.FT. | 100.30 SQ.M. |



FLOOR PLAN 1. All dimensions are in imperial and metric, and measured from finish to finish excluding construction tolerances. 2. All materials, dimensions, and drawings are approximate only. 3. Information is subject to change without notice, at developer's absolute discretion. 4. Actual area may vary from the stated area. 5. Drawings not to scale. 6. All images used are for illustrative purposes only and do not represent the actual size, features, specifications, fittings, and furnishings. 7. The developer reserves the right to make revisions / alterations, at it's absolute discretion, without any liability whatsoever.

DUBAI CREEK HARBOUR

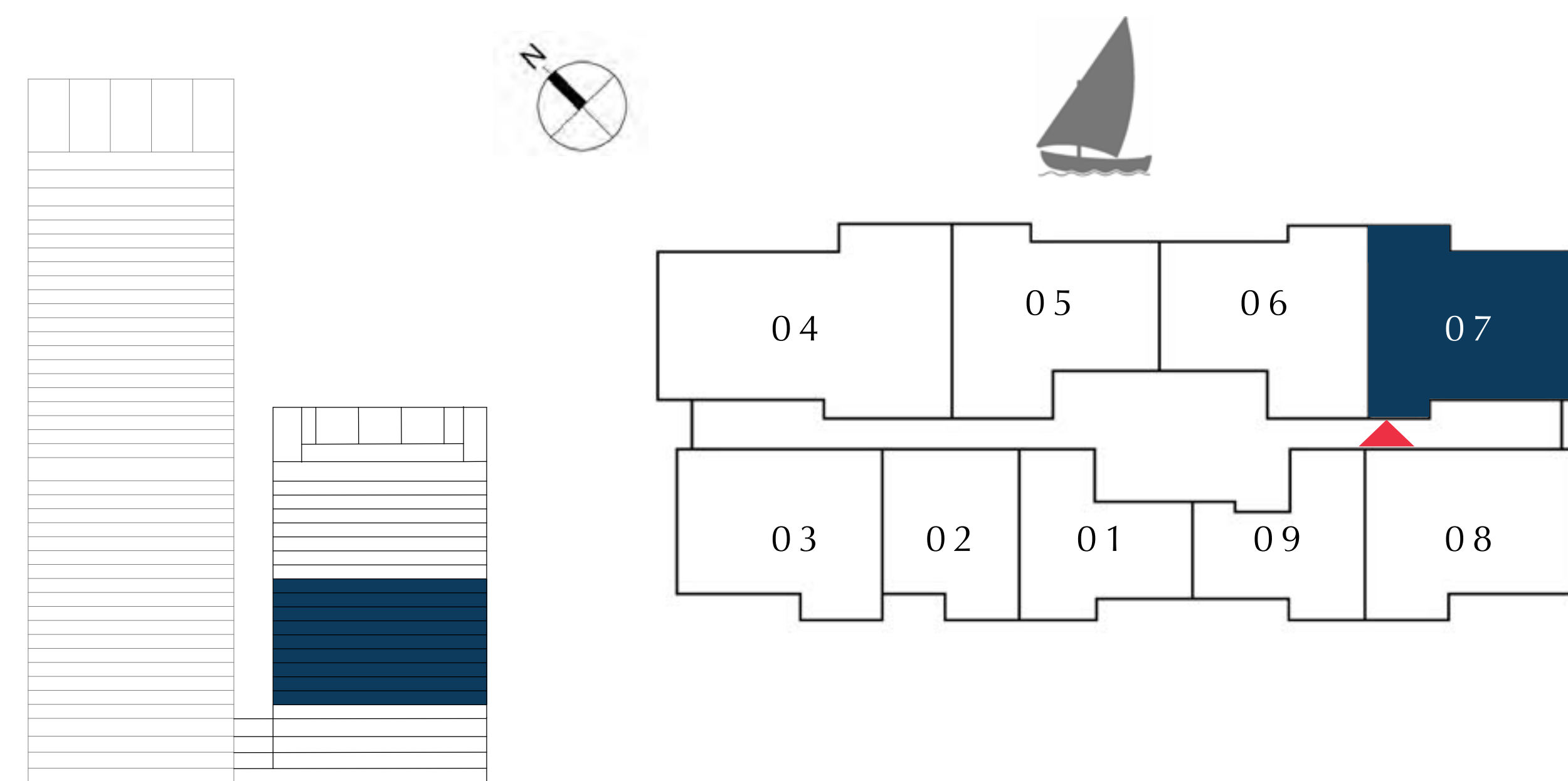
CREEK EDGE

TOWER 2

2 BEDROOM

UNIT 07 | LEVEL 3-9

| | | |
|--------------|----------------|-------------|
| SUITE AREA | 1011.05 SQ.FT. | 93.93 SQ.M. |
| BALCONY AREA | 58.99 SQ.FT. | 5.48 SQ.M. |
| TOTAL AREA | 1070.04 SQ.FT. | 99.41 SQ.M. |



FLOOR PLAN 1. All dimensions are in imperial and metric, and measured from finish to finish excluding construction tolerances. 2. All materials, dimensions, and drawings are approximate only. 3. Information is subject to change without notice, at developer's absolute discretion. 4. Actual area may vary from the stated area. 5. Drawings not to scale. 6. All images used are for illustrative purposes only and do not represent the actual size, features, specifications, fittings, and furnishings. 7. The developer reserves the right to make revisions / alterations, at it's absolute discretion, without any liability whatsoever.

DUBAI CREEK HARBOUR

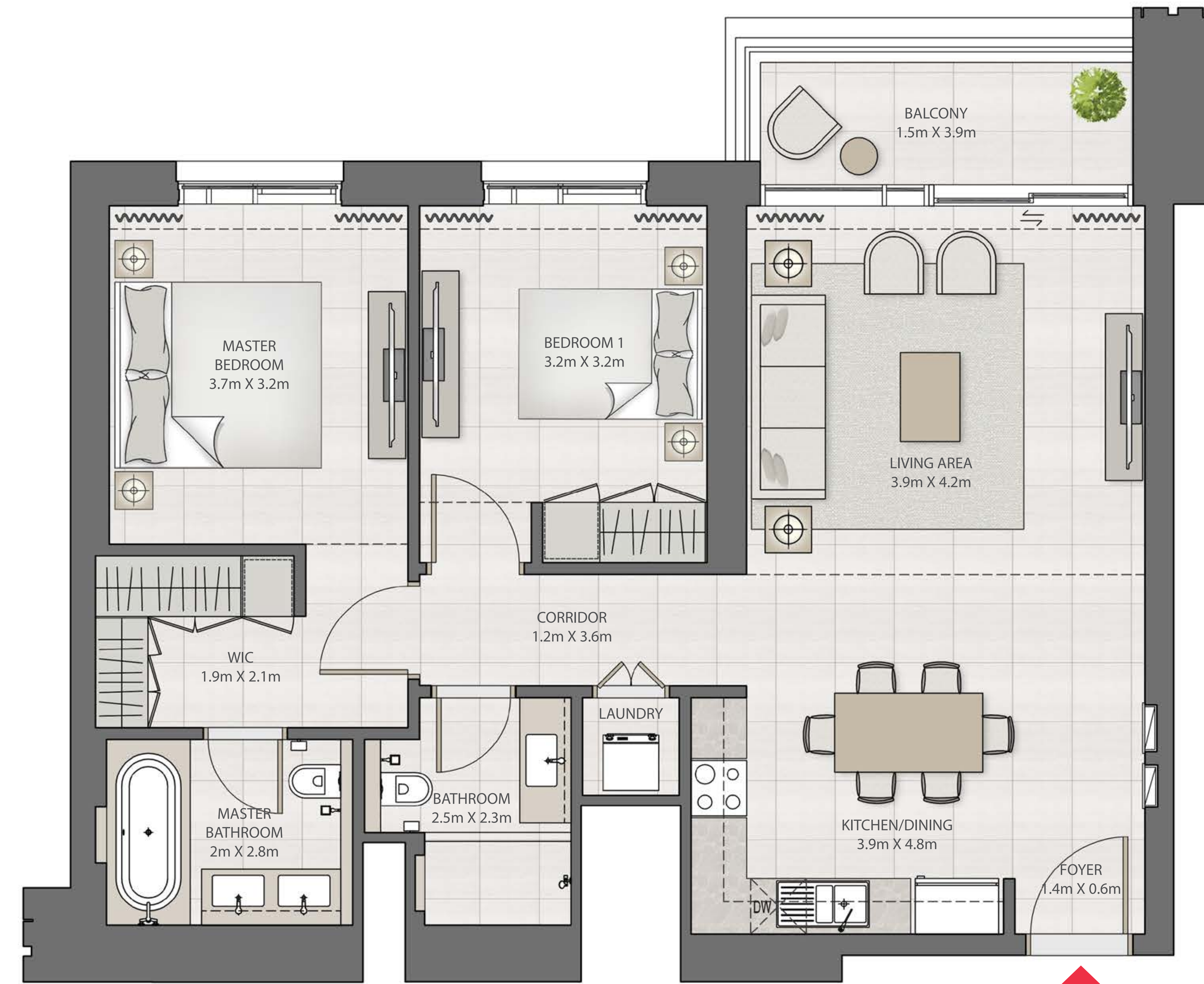
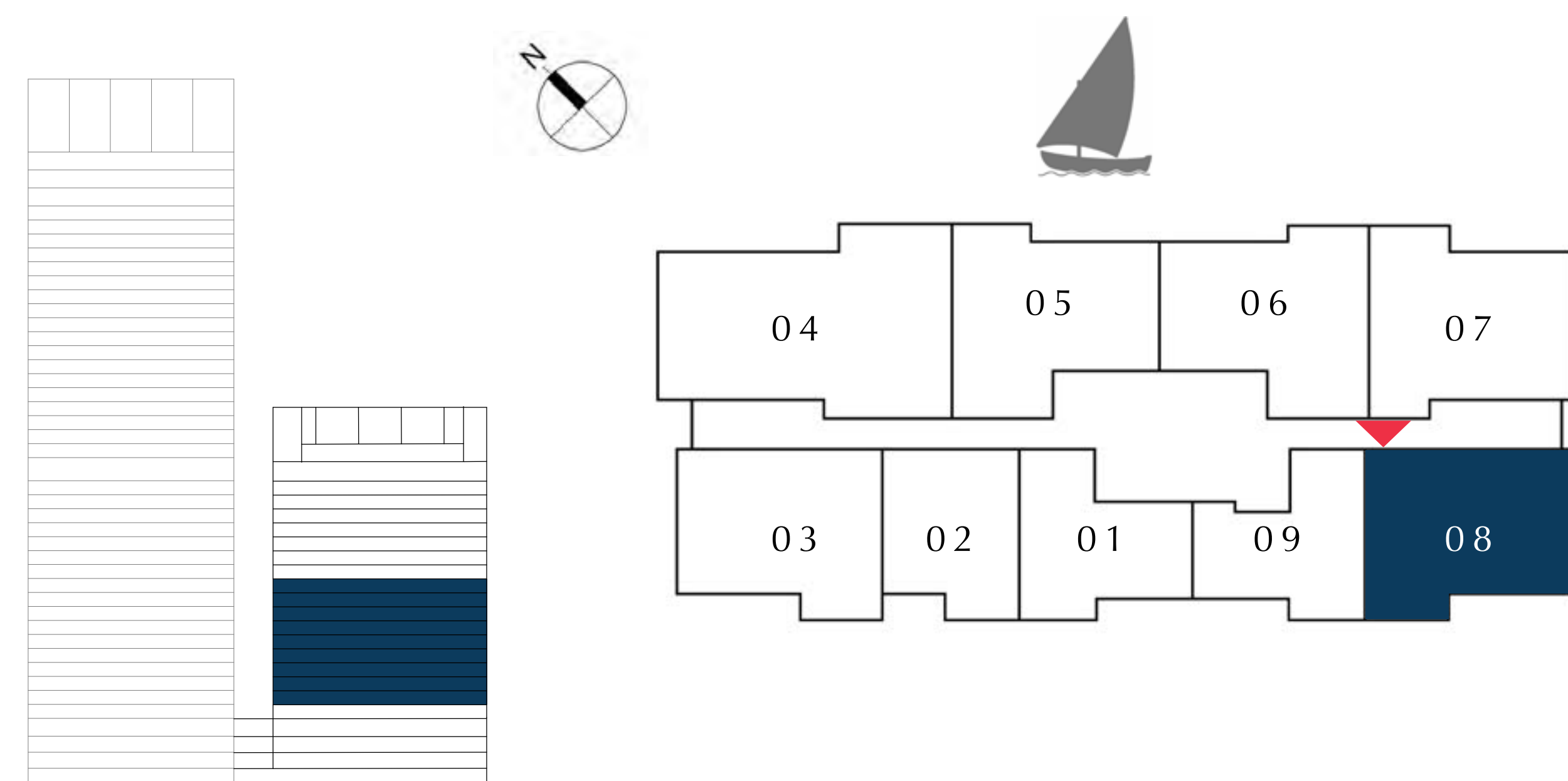
CREEK EDGE

TOWER 2

2 BEDROOM

UNIT 08 | LEVEL 3-9

| | | |
|--------------|----------------|-------------|
| SUITE AREA | 999.75 SQ.FT. | 92.88 SQ.M. |
| BALCONY AREA | 68.89 SQ.FT. | 6.40 SQ.M. |
| TOTAL AREA | 1068.64 SQ.FT. | 99.28 SQ.M. |



FLOOR PLAN 1. All dimensions are in imperial and metric, and measured from finish to finish excluding construction tolerances. 2. All materials, dimensions, and drawings are approximate only. 3. Information is subject to change without notice, at developer's absolute discretion. 4. Actual area may vary from the stated area. 5. Drawings not to scale. 6. All images used are for illustrative purposes only and do not represent the actual size, features, specifications, fittings, and furnishings. 7. The developer reserves the right to make revisions / alterations, at it's absolute discretion, without any liability whatsoever.

DUBAI CREEK HARBOUR

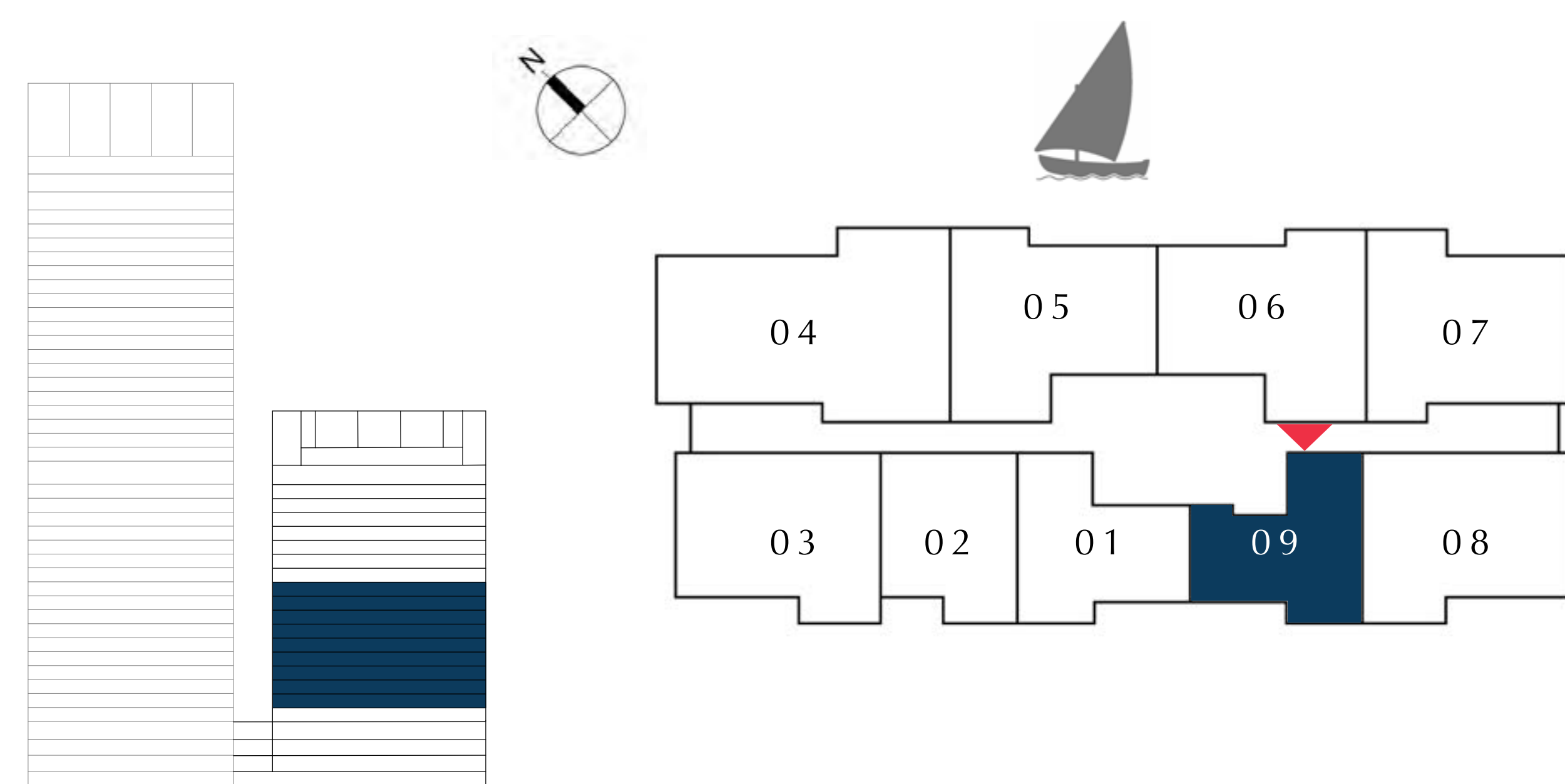
CREEK EDGE

TOWER 2

1 BEDROOM

UNIT 09 | LEVEL 3-9

| | | |
|--------------|---------------|-------------|
| SUITE AREA | 696.53 SQ.FT. | 64.71 SQ.M. |
| BALCONY AREA | 63.29 SQ.FT. | 5.88 SQ.M. |
| TOTAL AREA | 759.82 SQ.FT. | 70.59 SQ.M. |



FLOOR PLAN 1. All dimensions are in imperial and metric, and measured from finish to finish excluding construction tolerances. 2. All materials, dimensions, and drawings are approximate only. 3. Information is subject to change without notice, at developer's absolute discretion. 4. Actual area may vary from the stated area. 5. Drawings not to scale. 6. All images used are for illustrative purposes only and do not represent the actual size, features, specifications, fittings, and furnishings. 7. The developer reserves the right to make revisions / alterations, at it's absolute discretion, without any liability whatsoever.

TOWER 2

TIER 2

EMAAR

DUBAI CREEK HARBOUR

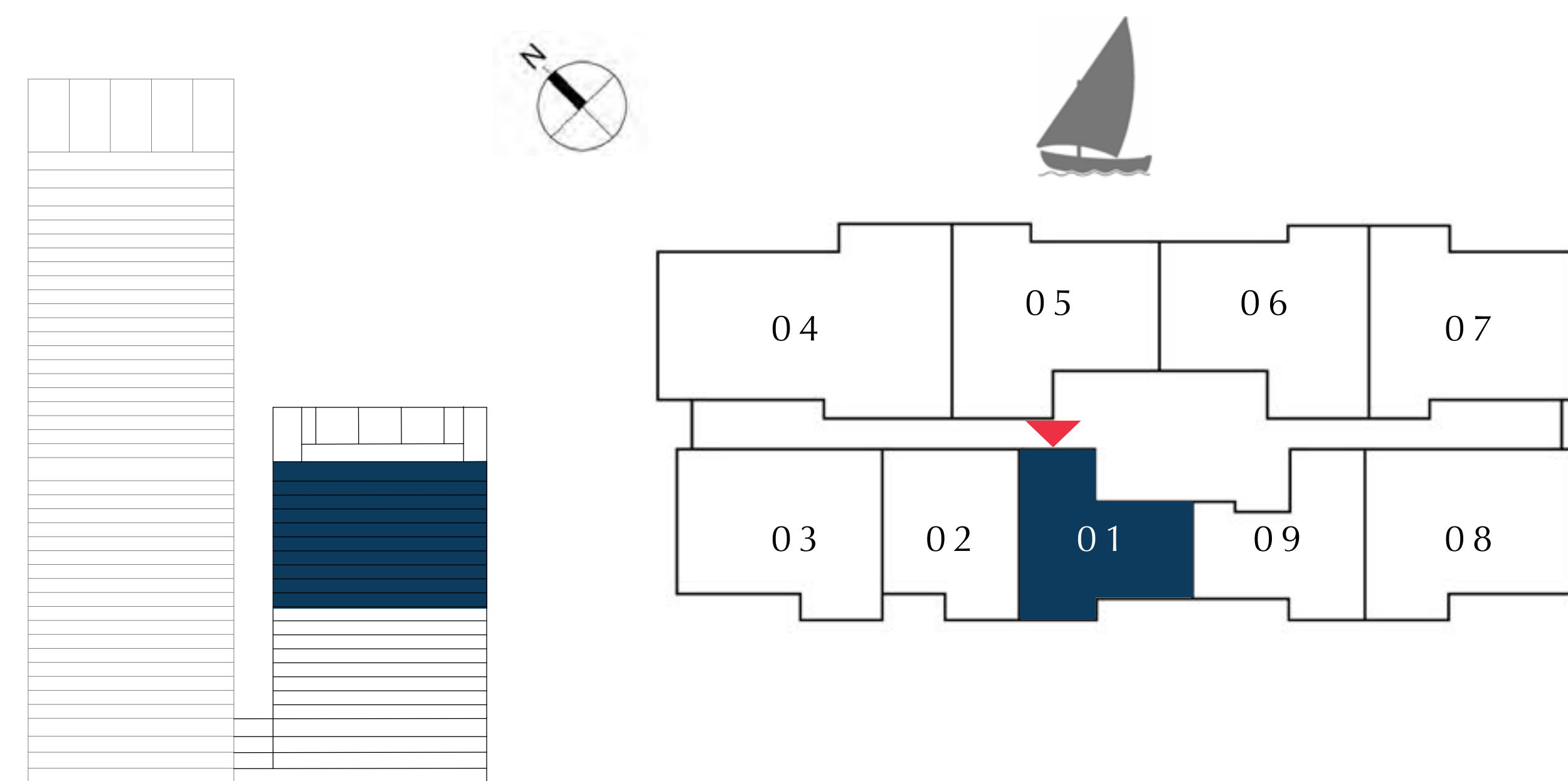
CREEK EDGE

TOWER 2

1 BEDROOM

UNIT 01 | LEVEL 10-19

| | | |
|--------------|---------------|-------------|
| SUITE AREA | 708.80 SQ.FT. | 65.85 SQ.M. |
| BALCONY AREA | 70.07 SQ.FT. | 6.51 SQ.M. |
| TOTAL AREA | 778.87 SQ.FT. | 72.36 SQ.M. |



FLOOR PLAN 1. All dimensions are in imperial and metric, and measured from finish to finish excluding construction tolerances. 2. All materials, dimensions, and drawings are approximate only. 3. Information is subject to change without notice, at developer's absolute discretion. 4. Actual area may vary from the stated area. 5. Drawings not to scale. 6. All images used are for illustrative purposes only and do not represent the actual size, features, specifications, fittings, and furnishings. 7. The developer reserves the right to make revisions / alterations, at it's absolute discretion, without any liability whatsoever.

DUBAI CREEK HARBOUR

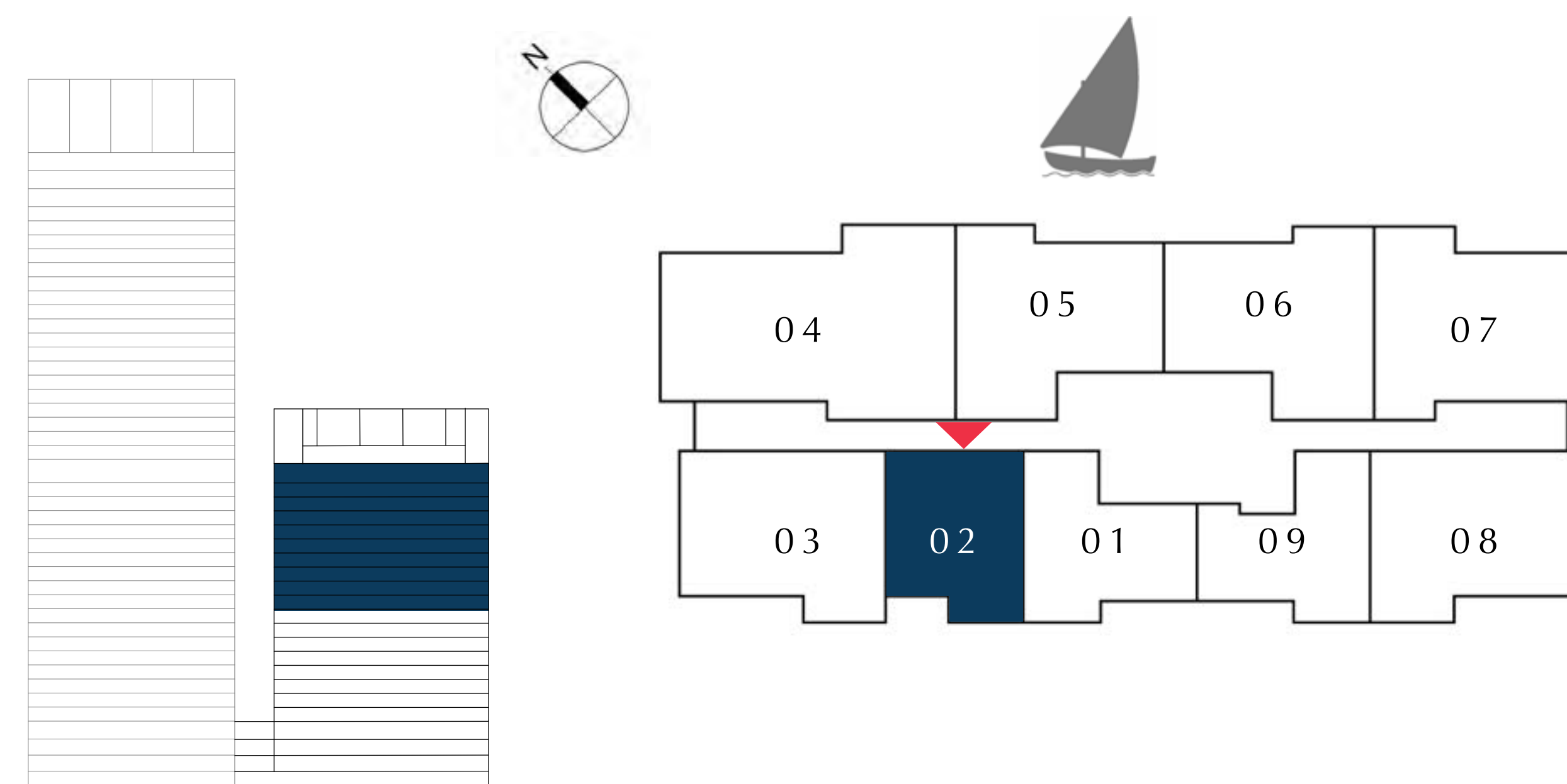
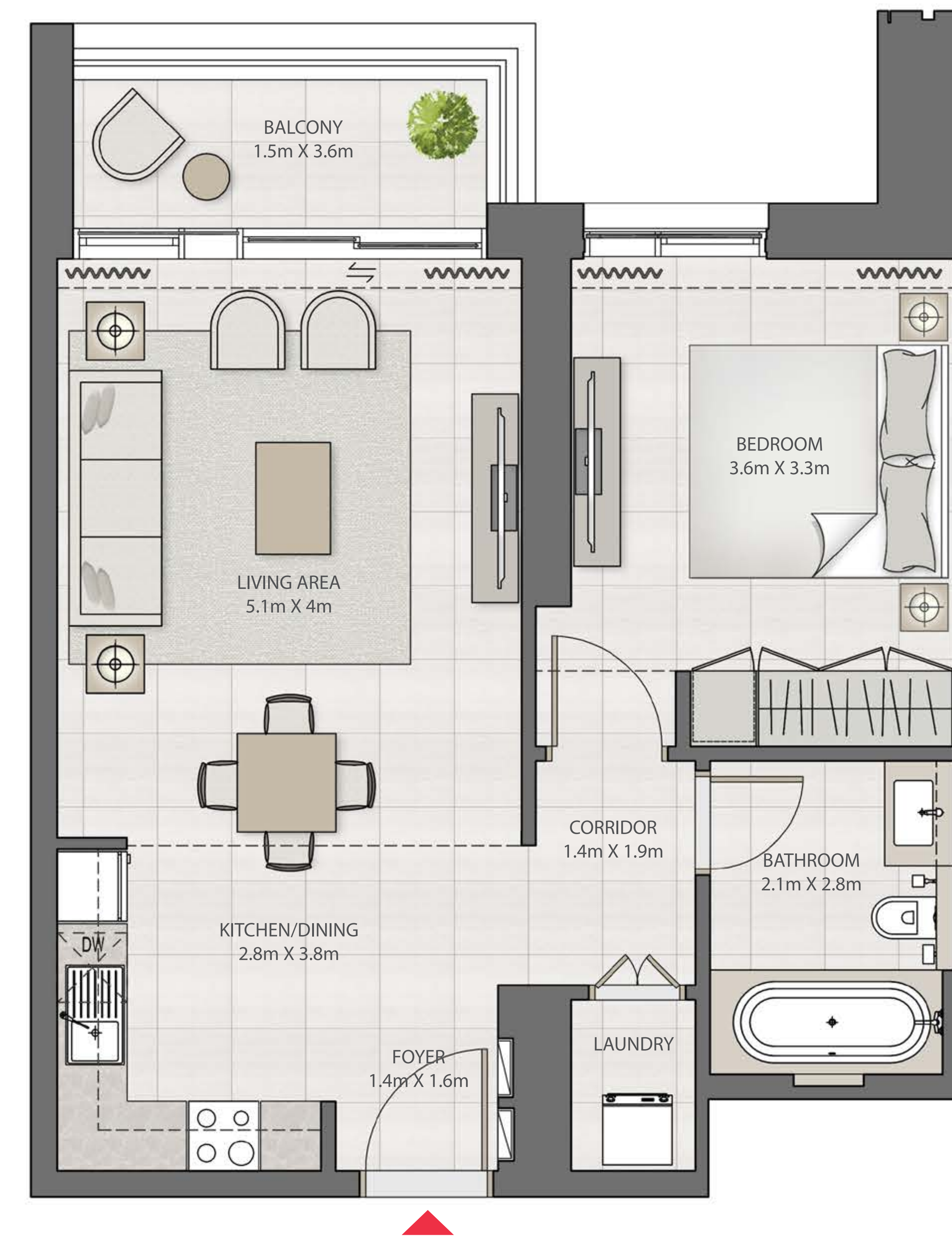
CREEK EDGE

TOWER 2

1 BEDROOM

UNIT 02 | LEVEL 10-19

| | | |
|--------------|---------------|-------------|
| SUITE AREA | 675.11 SQ.FT. | 62.72 SQ.M. |
| BALCONY AREA | 66.09 SQ.FT. | 6.14 SQ.M. |
| TOTAL AREA | 741.20 SQ.FT. | 68.86 SQ.M. |



FLOOR PLAN 1. All dimensions are in imperial and metric, and measured from finish to finish excluding construction tolerances. 2. All materials, dimensions, and drawings are approximate only. 3. Information is subject to change without notice, at developer's absolute discretion. 4. Actual area may vary from the stated area. 5. Drawings not to scale. 6. All images used are for illustrative purposes only and do not represent the actual size, features, specifications, fittings, and furnishings. 7. The developer reserves the right to make revisions / alterations, at it's absolute discretion, without any liability whatsoever.

DUBAI CREEK HARBOUR

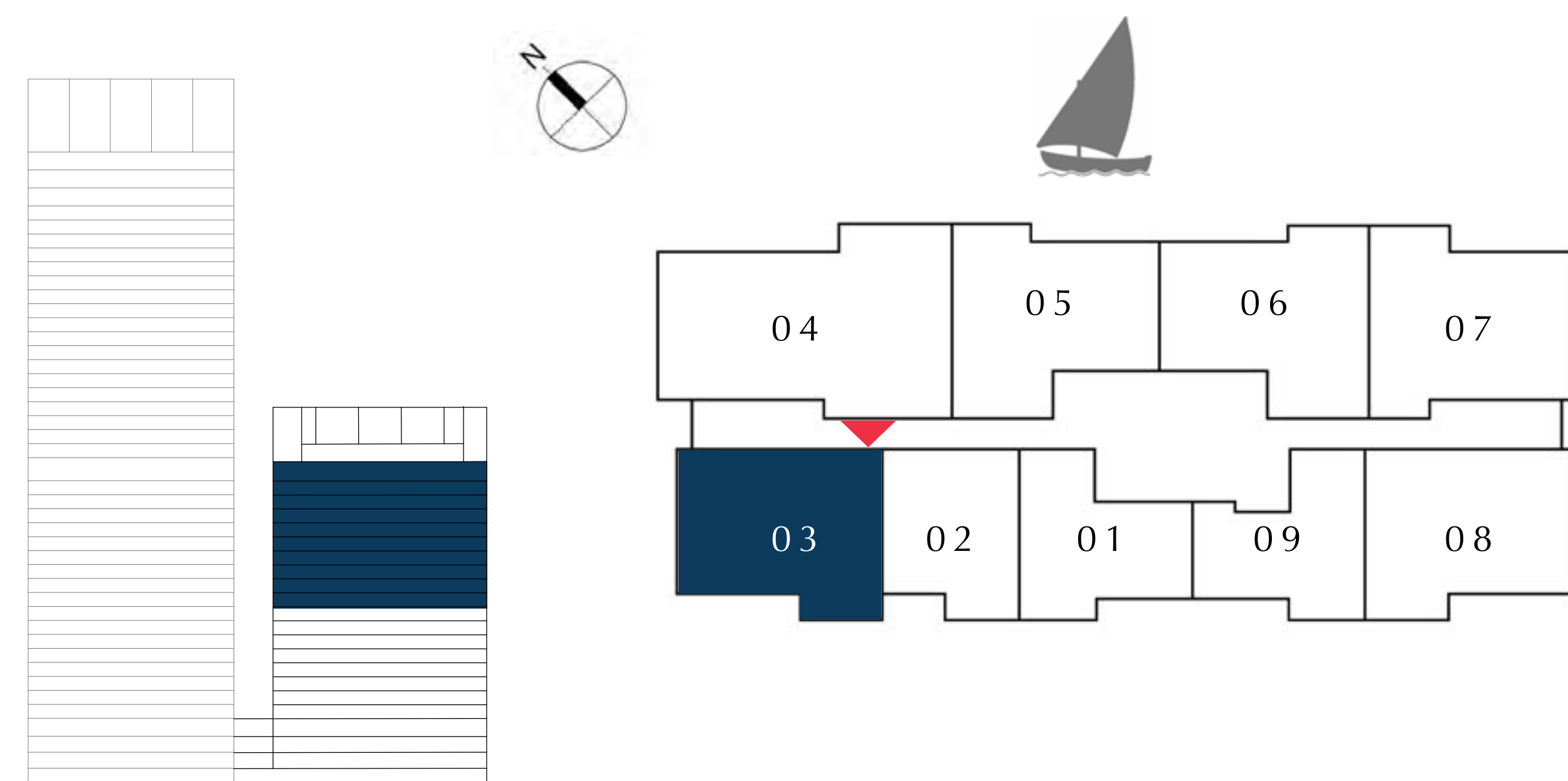
CREEK EDGE

TOWER 2

2 BEDROOM

UNIT 03 | LEVEL 10-19

| | | |
|--------------|----------------|-------------|
| SUITE AREA | 997.17 SQ.FT. | 92.64 SQ.M. |
| BALCONY AREA | 70.61 SQ.FT. | 6.56 SQ.M. |
| TOTAL AREA | 1067.78 SQ.FT. | 99.20 SQ.M. |



FLOOR PLAN 1. All dimensions are in imperial and metric, and measured from finish to finish excluding construction tolerances. 2. All materials, dimensions, and drawings are approximate only. 3. Information is subject to change without notice, at developer's absolute discretion. 4. Actual area may vary from the stated area. 5. Drawings not to scale. 6. All images used are for illustrative purposes only and do not represent the actual size, features, specifications, fittings, and furnishings. 7. The developer reserves the right to make revisions / alterations, at it's absolute discretion, without any liability whatsoever.

DUBAI CREEK HARBOUR

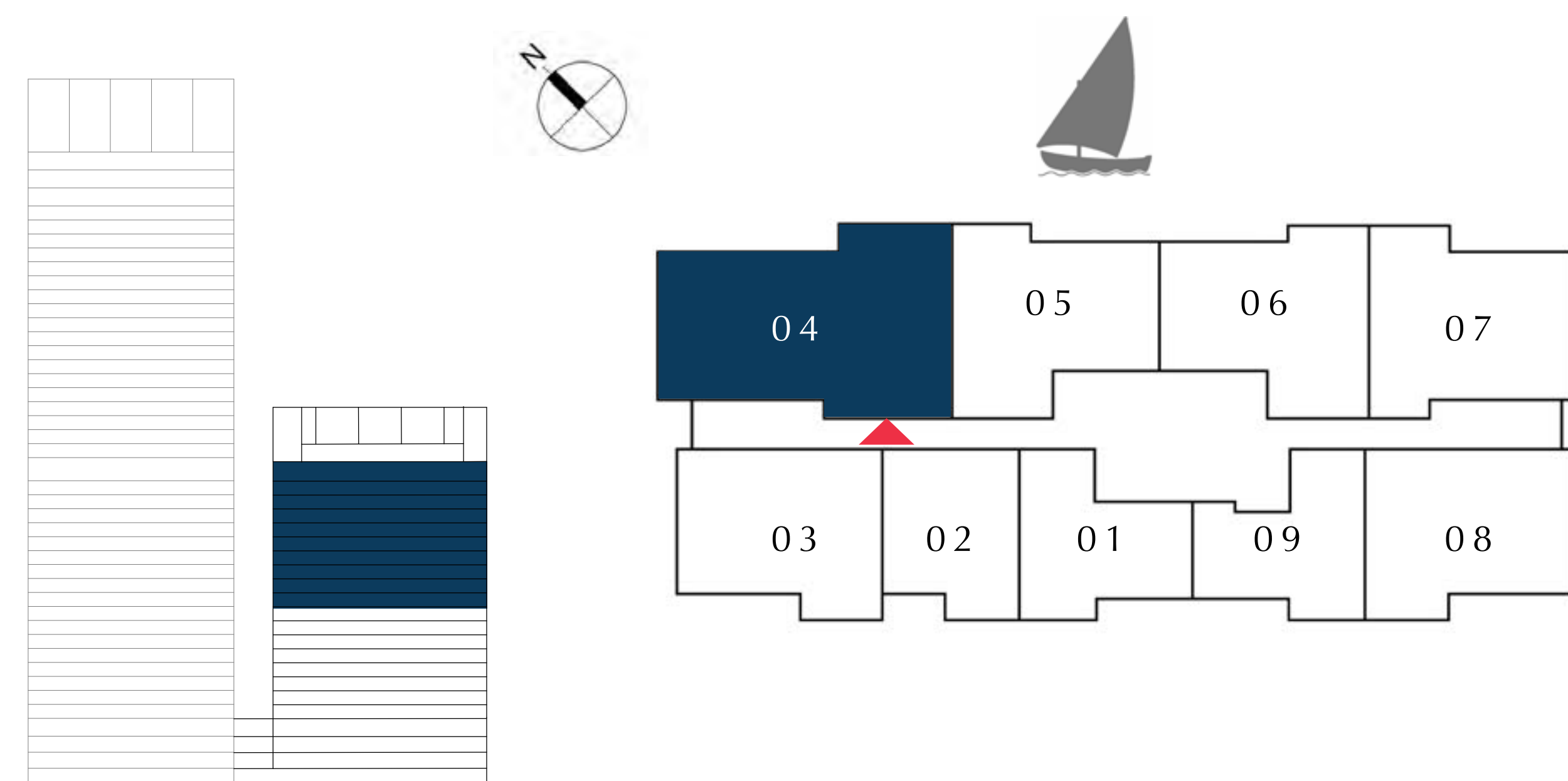
CREEK EDGE

TOWER 2

3 BEDROOM

UNIT 04 | LEVEL 10-19

| | | |
|--------------|----------------|--------------|
| SUITE AREA | 1456.03 SQ.FT. | 135.27 SQ.M. |
| BALCONY AREA | 96.44 SQ.FT. | 8.96 SQ.M. |
| TOTAL AREA | 1552.47 SQ.FT. | 144.23 SQ.M. |



FLOOR PLAN 1. All dimensions are in imperial and metric, and measured from finish to finish excluding construction tolerances. 2. All materials, dimensions, and drawings are approximate only. 3. Information is subject to change without notice, at developer's absolute discretion. 4. Actual area may vary from the stated area. 5. Drawings not to scale. 6. All images used are for illustrative purposes only and do not represent the actual size, features, specifications, fittings, and furnishings. 7. The developer reserves the right to make revisions / alterations, at it's absolute discretion, without any liability whatsoever.

DUBAI CREEK HARBOUR

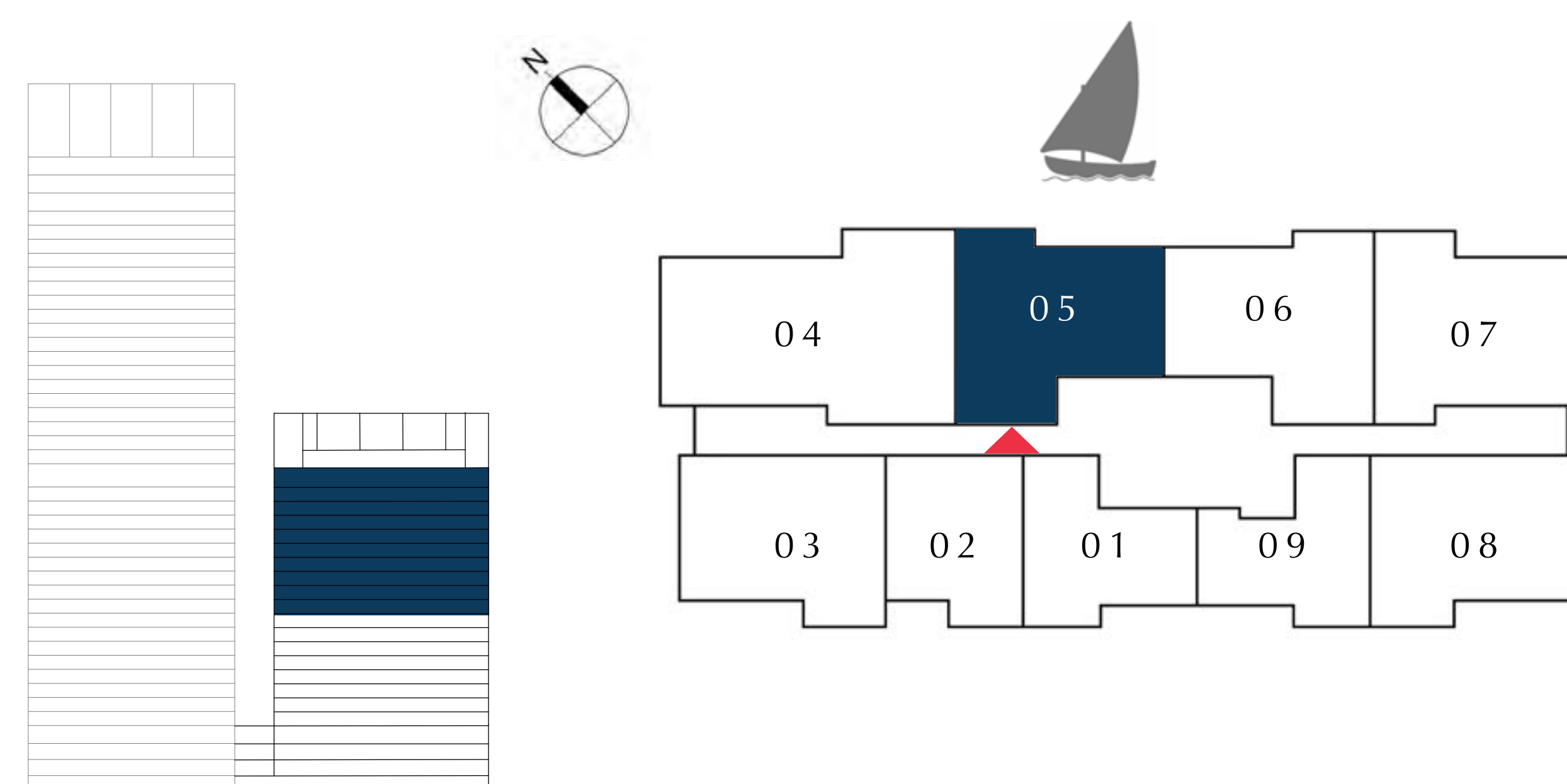
CREEK EDGE

TOWER 2

2 BEDROOM

UNIT 05 | LEVEL 10-19

| | | |
|--------------|----------------|-------------|
| SUITE AREA | 1010.19 SQ.FT. | 93.85 SQ.M. |
| BALCONY AREA | 62.75 SQ.FT. | 5.83 SQ.M. |
| TOTAL AREA | 1072.94 SQ.FT. | 99.68 SQ.M. |



FLOOR PLAN 1. All dimensions are in imperial and metric, and measured from finish to finish excluding construction tolerances. 2. All materials, dimensions, and drawings are approximate only. 3. Information is subject to change without notice, at developer's absolute discretion. 4. Actual area may vary from the stated area. 5. Drawings not to scale. 6. All images used are for illustrative purposes only and do not represent the actual size, features, specifications, fittings, and furnishings. 7. The developer reserves the right to make revisions / alterations, at it's absolute discretion, without any liability whatsoever.

DUBAI CREEK HARBOUR

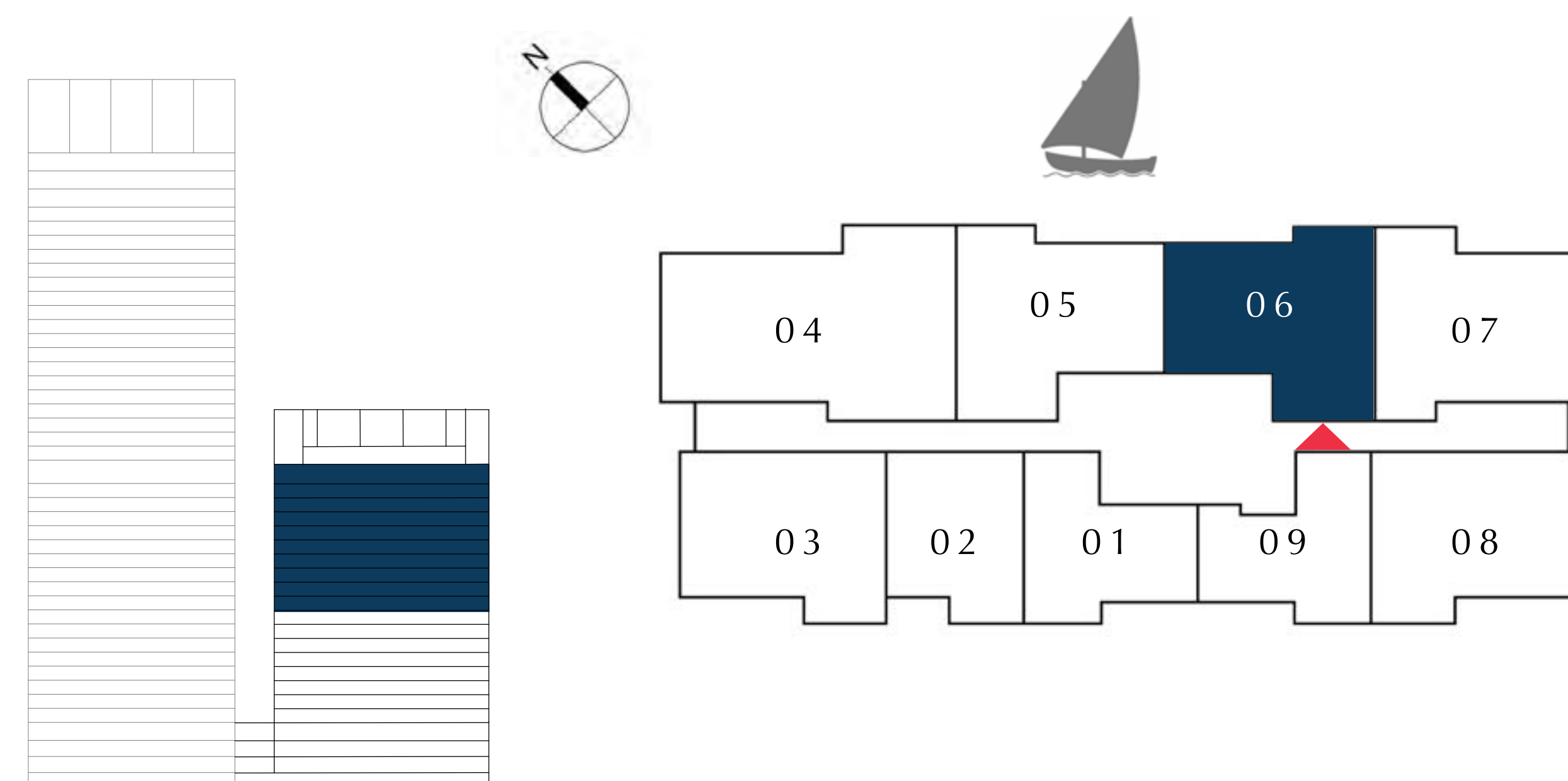
CREEK EDGE

TOWER 2

2 BEDROOM

UNIT 06 | LEVEL 10-19

| | | |
|--------------|----------------|--------------|
| SUITE AREA | 1002.23 SQ.FT. | 93.11 SQ.M. |
| BALCONY AREA | 75.89 SQ.FT. | 7.05 SQ.M. |
| TOTAL AREA | 1078.12 SQ.FT. | 100.16 SQ.M. |



FLOOR PLAN 1. All dimensions are in imperial and metric, and measured from finish to finish excluding construction tolerances. 2. All materials, dimensions, and drawings are approximate only. 3. Information is subject to change without notice, at developer's absolute discretion. 4. Actual area may vary from the stated area. 5. Drawings not to scale. 6. All images used are for illustrative purposes only and do not represent the actual size, features, specifications, fittings, and furnishings. 7. The developer reserves the right to make revisions / alterations, at it's absolute discretion, without any liability whatsoever.

DUBAI CREEK HARBOUR

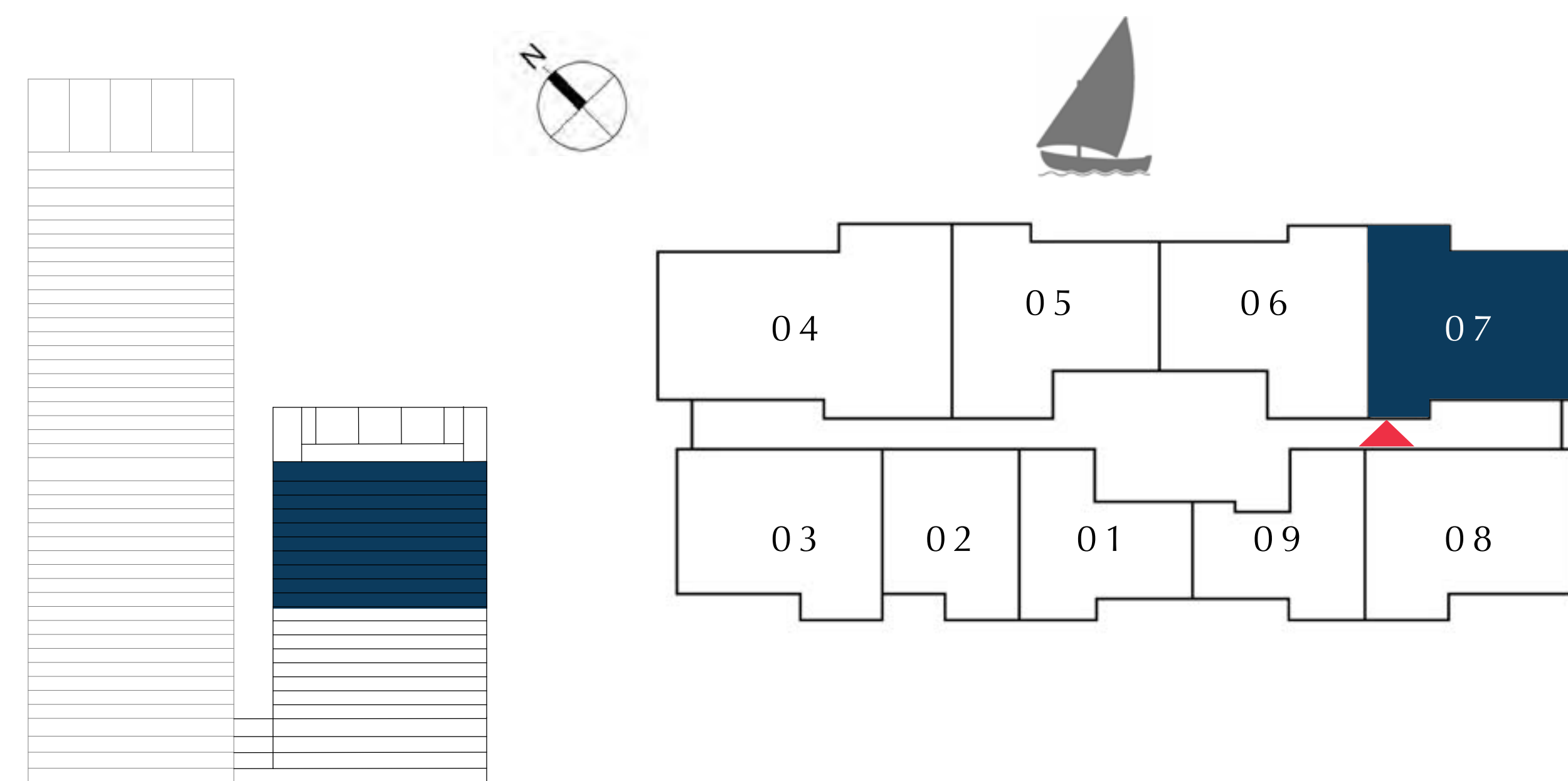
CREEK EDGE

TOWER 2

2 BEDROOM

UNIT 07 | LEVEL 10-19

| | | |
|--------------|----------------|-------------|
| SUITE AREA | 1009.87 SQ.FT. | 93.82 SQ.M. |
| BALCONY AREA | 58.99 SQ.FT. | 5.48 SQ.M. |
| TOTAL AREA | 1068.86 SQ.FT. | 99.30 SQ.M. |



FLOOR PLAN 1. All dimensions are in imperial and metric, and measured from finish to finish excluding construction tolerances. 2. All materials, dimensions, and drawings are approximate only. 3. Information is subject to change without notice, at developer's absolute discretion. 4. Actual area may vary from the stated area. 5. Drawings not to scale. 6. All images used are for illustrative purposes only and do not represent the actual size, features, specifications, fittings, and furnishings. 7. The developer reserves the right to make revisions / alterations, at it's absolute discretion, without any liability whatsoever.

DUBAI CREEK HARBOUR

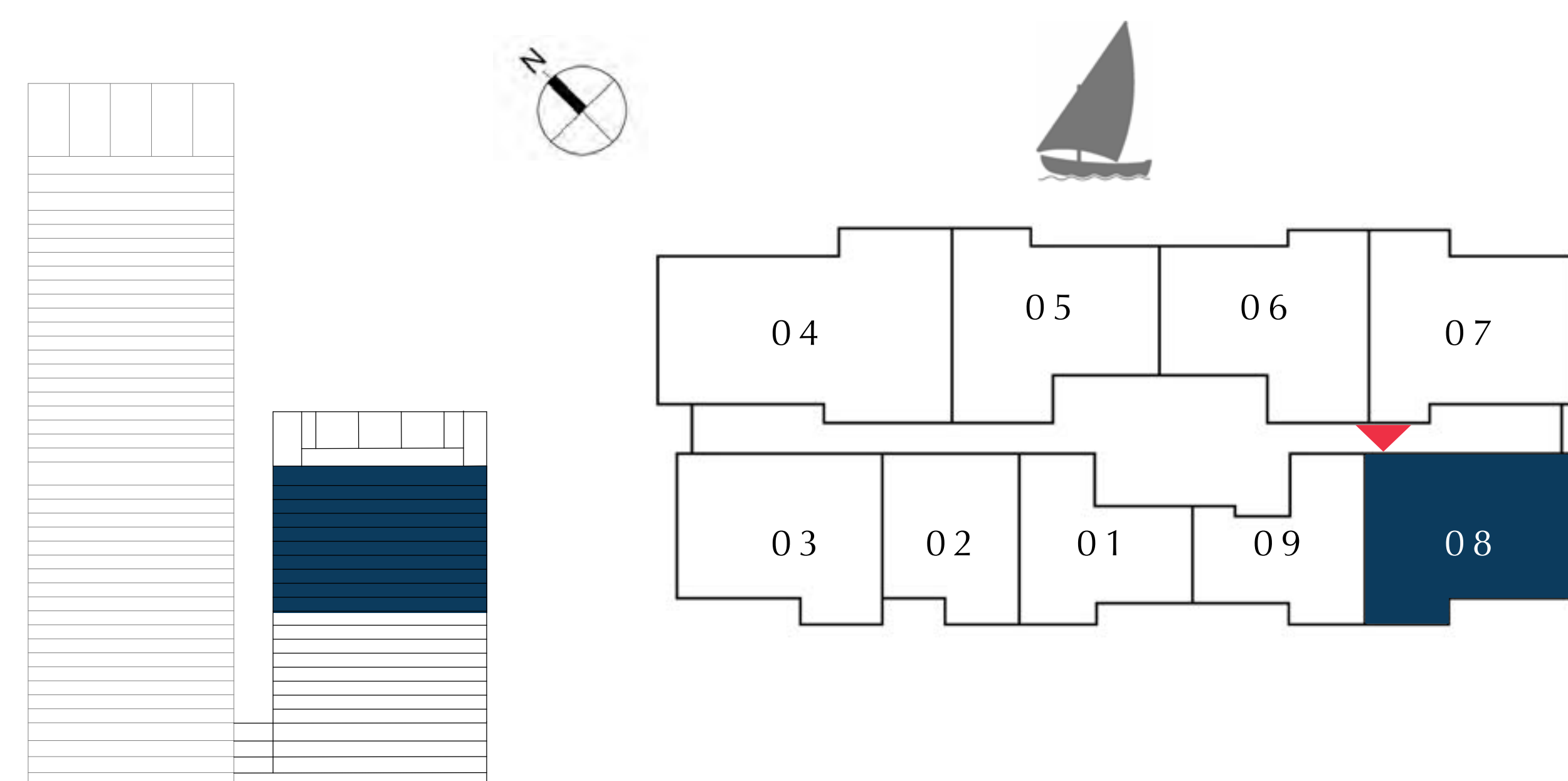
CREEK EDGE

TOWER 2

2 BEDROOM

UNIT 08 | LEVEL 10-19

| | | |
|--------------|----------------|-------------|
| SUITE AREA | 997.81 SQ.FT. | 92.70 SQ.M. |
| BALCONY AREA | 68.89 SQ.FT. | 6.40 SQ.M. |
| TOTAL AREA | 1066.70 SQ.FT. | 99.10 SQ.M. |



FLOOR PLAN 1. All dimensions are in imperial and metric, and measured from finish to finish excluding construction tolerances. 2. All materials, dimensions, and drawings are approximate only. 3. Information is subject to change without notice, at developer's absolute discretion. 4. Actual area may vary from the stated area. 5. Drawings not to scale. 6. All images used are for illustrative purposes only and do not represent the actual size, features, specifications, fittings, and furnishings. 7. The developer reserves the right to make revisions / alterations, at it's absolute discretion, without any liability whatsoever.

DUBAI CREEK HARBOUR

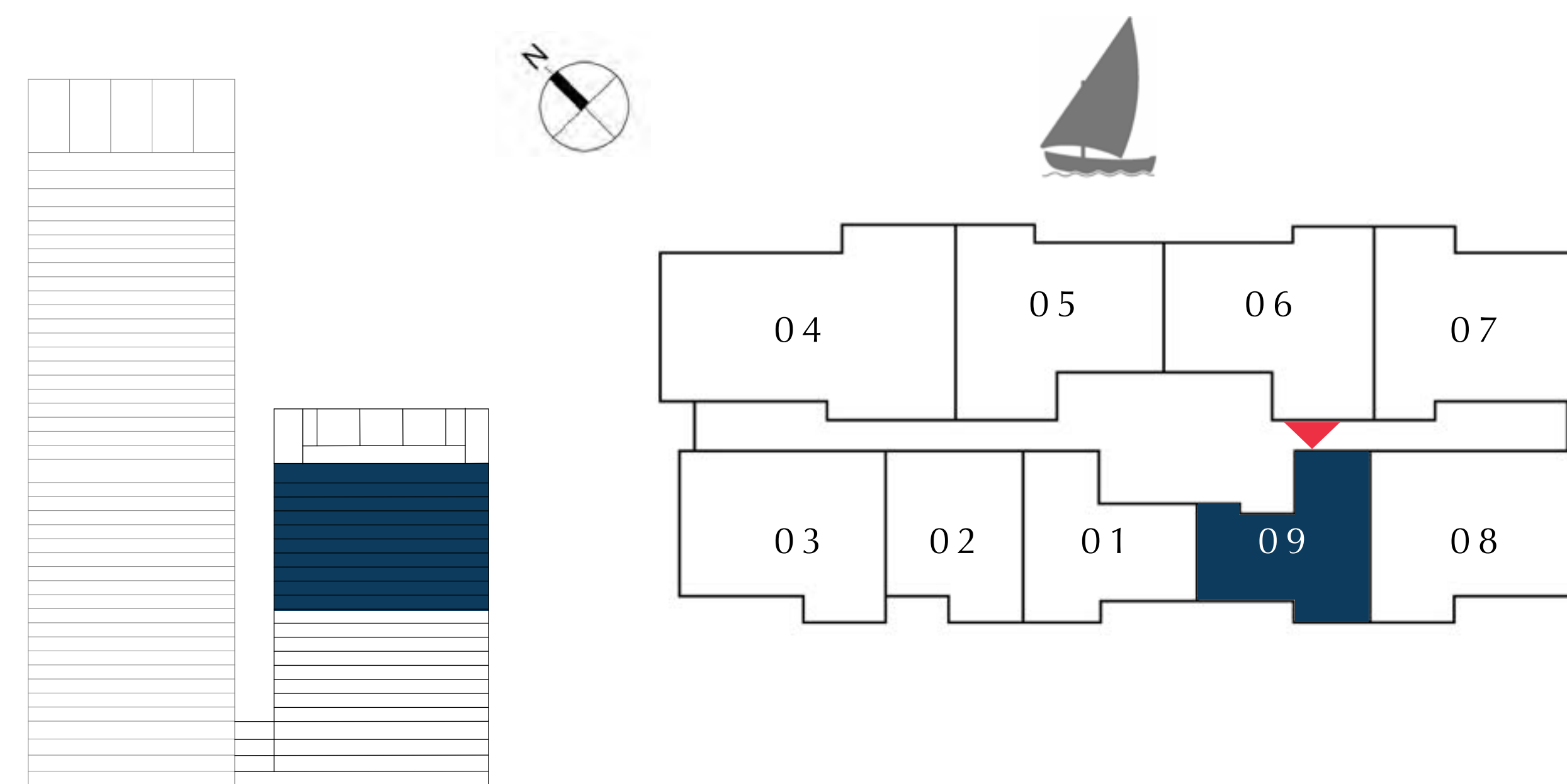
CREEK EDGE

TOWER 2

1 BEDROOM

UNIT 09 | LEVEL 10-19

| | | |
|--------------|---------------|-------------|
| SUITE AREA | 695.35 SQ.FT. | 64.60 SQ.M. |
| BALCONY AREA | 63.29 SQ.FT. | 5.88 SQ.M. |
| TOTAL AREA | 758.64 SQ.FT. | 70.48 SQ.M. |



FLOOR PLAN 1. All dimensions are in imperial and metric, and measured from finish to finish excluding construction tolerances. 2. All materials, dimensions, and drawings are approximate only. 3. Information is subject to change without notice, at developer's absolute discretion. 4. Actual area may vary from the stated area. 5. Drawings not to scale. 6. All images used are for illustrative purposes only and do not represent the actual size, features, specifications, fittings, and furnishings. 7. The developer reserves the right to make revisions / alterations, at it's absolute discretion, without any liability whatsoever.

TOWER 2

PODIUM 1

EMAAR

DUBAI CREEK HARBOUR

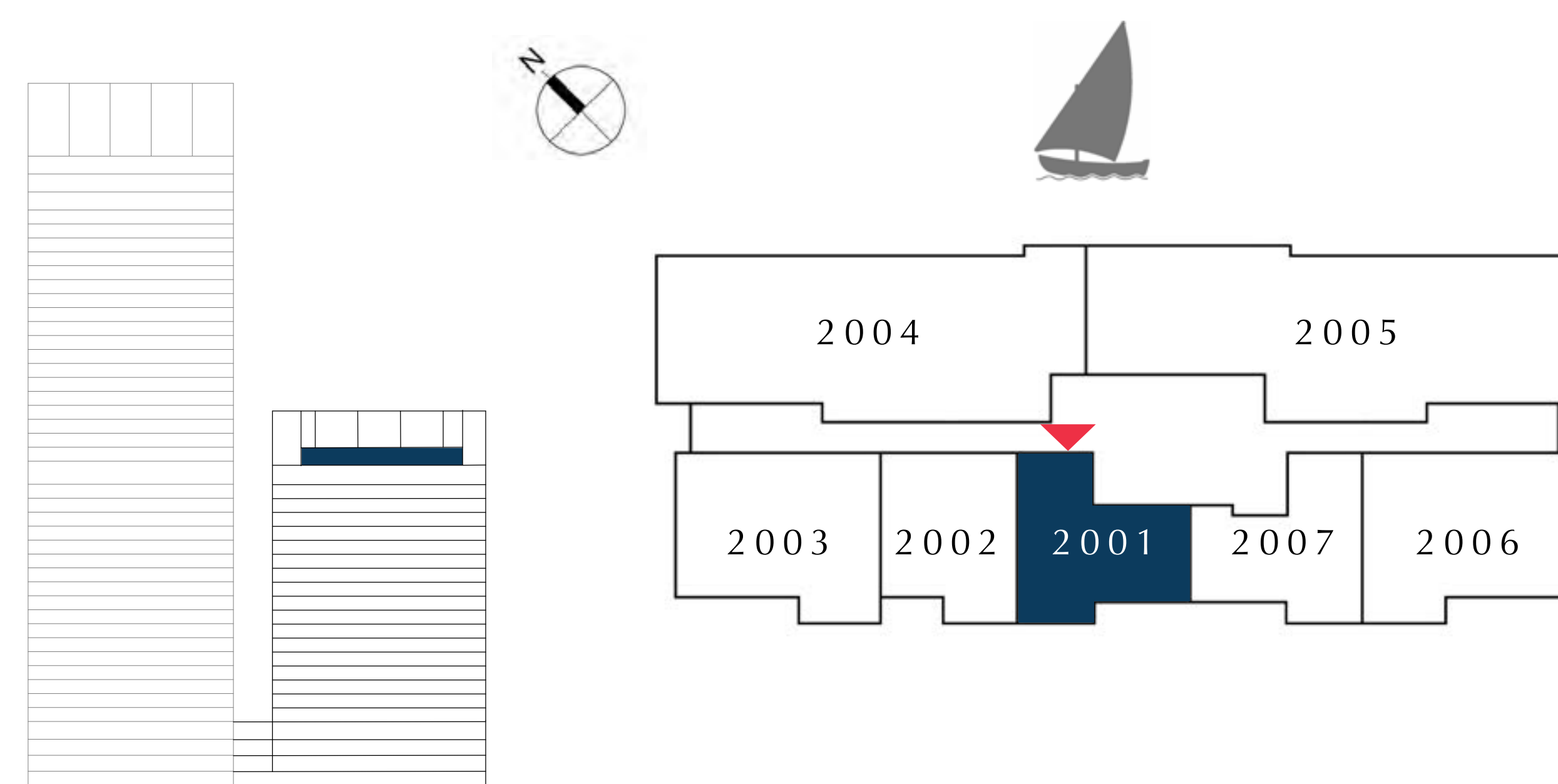
CREEK EDGE

TOWER 2

1 BEDROOM

UNIT 2001 | LEVEL 20

| | | |
|--------------|---------------|-------------|
| SUITE AREA | 708.70 SQ.FT. | 65.84 SQ.M. |
| BALCONY AREA | 70.07 SQ.FT. | 6.51 SQ.M. |
| TOTAL AREA | 778.77 SQ.FT. | 72.35 SQ.M. |



FLOOR PLAN 1. All dimensions are in imperial and metric, and measured from finish to finish excluding construction tolerances. 2. All materials, dimensions, and drawings are approximate only. 3. Information is subject to change without notice, at developer's absolute discretion. 4. Actual area may vary from the stated area. 5. Drawings not to scale. 6. All images used are for illustrative purposes only and do not represent the actual size, features, specifications, fittings, and furnishings. 7. The developer reserves the right to make revisions / alterations, at it's absolute discretion, without any liability whatsoever.

DUBAI CREEK HARBOUR

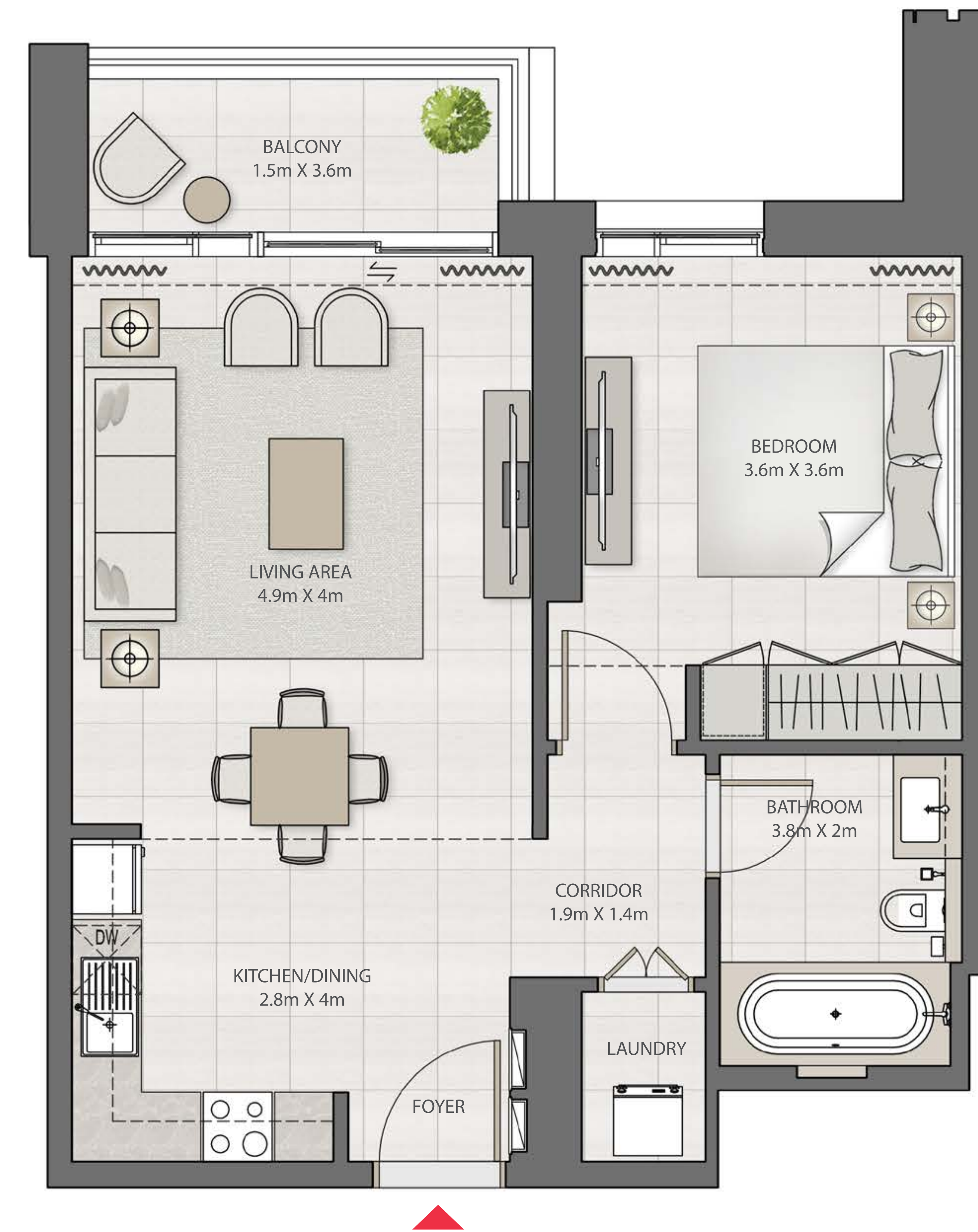
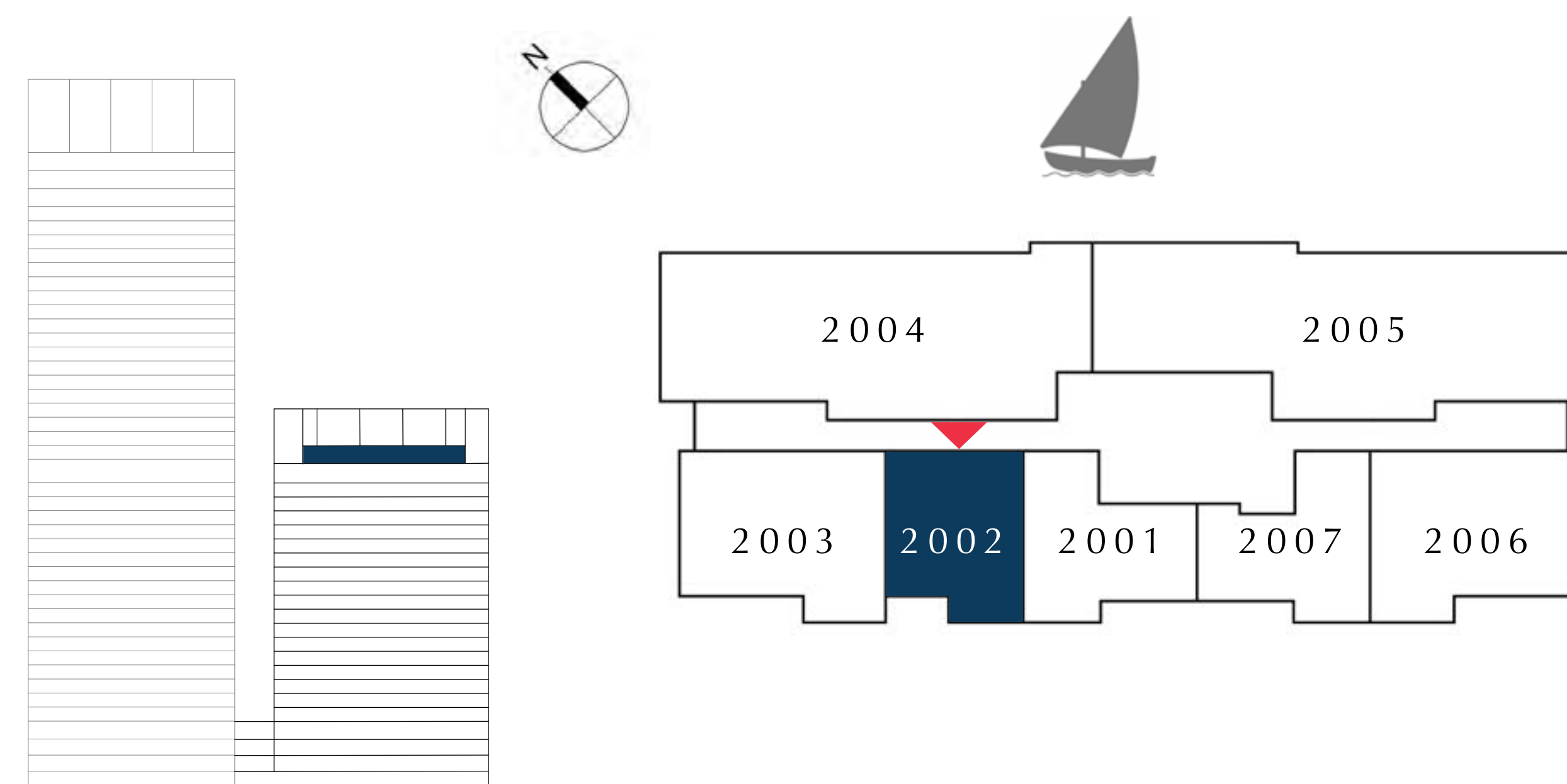
CREEK EDGE

TOWER 2

1 BEDROOM

UNIT 2002 | LEVEL 20

| | | |
|--------------|---------------|-------------|
| SUITE AREA | 675.11 SQ.FT. | 62.72 SQ.M. |
| BALCONY AREA | 66.09 SQ.FT. | 6.14 SQ.M. |
| TOTAL AREA | 741.20 SQ.FT. | 68.86 SQ.M. |



FLOOR PLAN 1. All dimensions are in imperial and metric, and measured from finish to finish excluding construction tolerances. 2. All materials, dimensions, and drawings are approximate only. 3. Information is subject to change without notice, at developer's absolute discretion. 4. Actual area may vary from the stated area. 5. Drawings not to scale. 6. All images used are for illustrative purposes only and do not represent the actual size, features, specifications, fittings, and furnishings. 7. The developer reserves the right to make revisions / alterations, at it's absolute discretion, without any liability whatsoever.

DUBAI CREEK HARBOUR

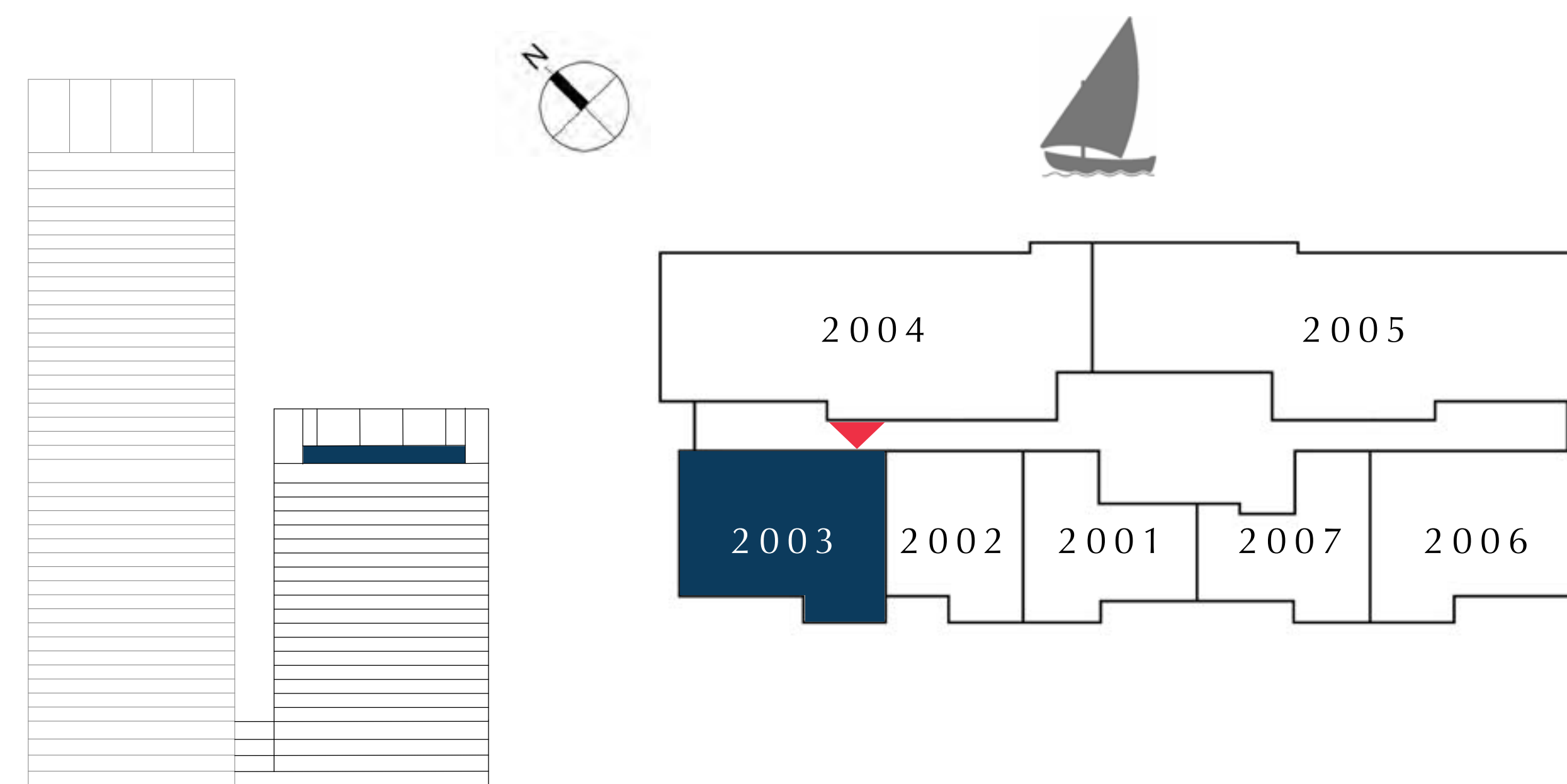
CREEK EDGE

TOWER 2

2 BEDROOM

UNIT 2003 | LEVEL 20

| | | |
|--------------|----------------|-------------|
| SUITE AREA | 997.17 SQ.FT. | 92.64 SQ.M. |
| BALCONY AREA | 70.61 SQ.FT. | 6.56 SQ.M. |
| TOTAL AREA | 1067.78 SQ.FT. | 99.20 SQ.M. |



FLOOR PLAN 1. All dimensions are in imperial and metric, and measured from finish to finish excluding construction tolerances. 2. All materials, dimensions, and drawings are approximate only. 3. Information is subject to change without notice, at developer's absolute discretion. 4. Actual area may vary from the stated area. 5. Drawings not to scale. 6. All images used are for illustrative purposes only and do not represent the actual size, features, specifications, fittings, and furnishings. 7. The developer reserves the right to make revisions / alterations, at it's absolute discretion, without any liability whatsoever.

DUBAI CREEK HARBOUR

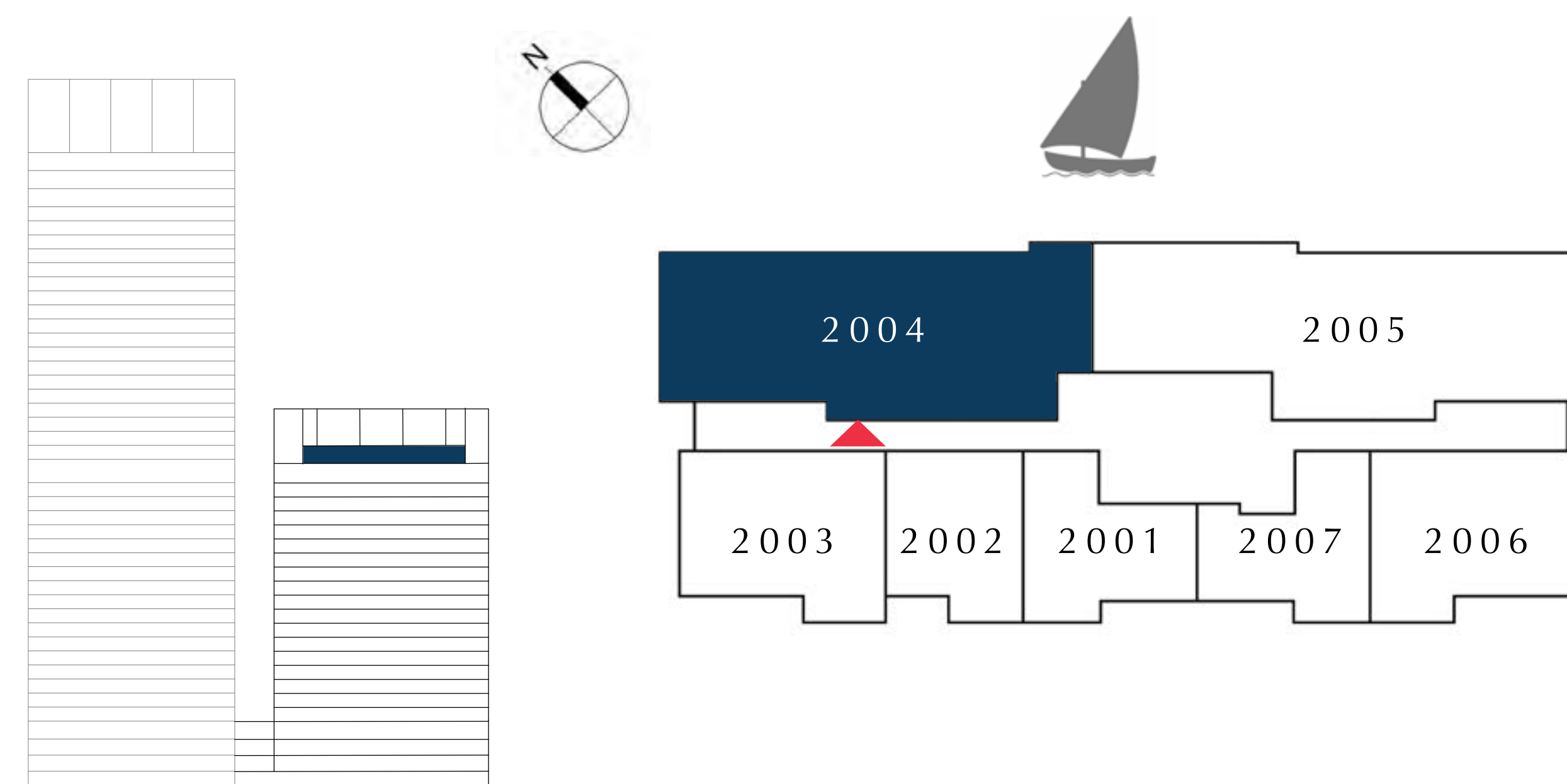
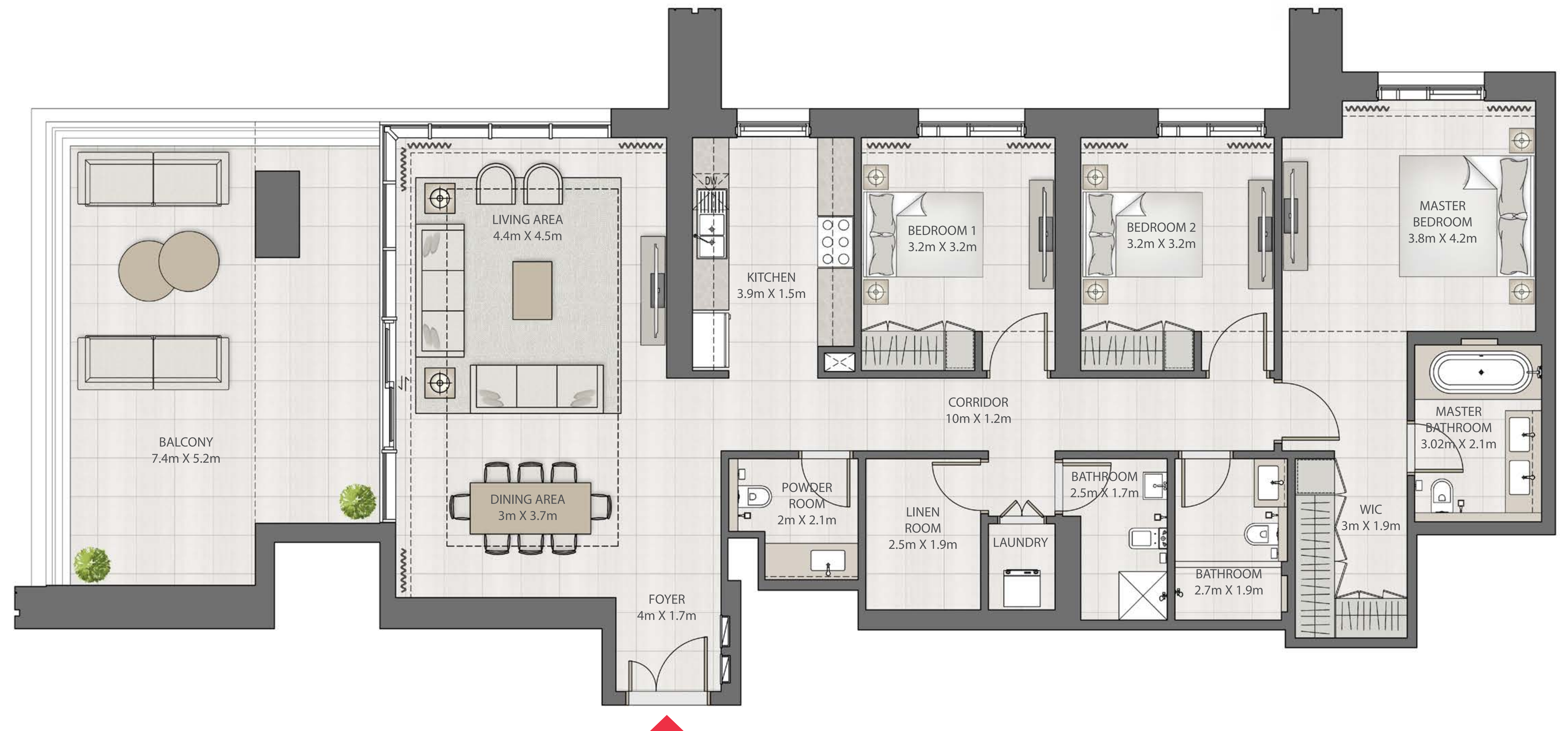
CREEK EDGE

TOWER 2

3 BEDROOM

UNIT 2004 | LEVEL 20

| | | |
|--------------|----------------|--------------|
| SUITE AREA | 1691.01 SQ.FT. | 157.10 SQ.M. |
| BALCONY AREA | 446.92 SQ.FT. | 41.52 SQ.M. |
| TOTAL AREA | 2137.93 SQ.FT. | 198.62 SQ.M. |



FLOOR PLAN 1. All dimensions are in imperial and metric, and measured from finish to finish excluding construction tolerances. 2. All materials, dimensions, and drawings are approximate only. 3. Information is subject to change without notice, at developer's absolute discretion. 4. Actual area may vary from the stated area. 5. Drawings not to scale. 6. All images used are for illustrative purposes only and do not represent the actual size, features, specifications, fittings, and furnishings. 7. The developer reserves the right to make revisions / alterations, at it's absolute discretion, without any liability whatsoever.

DUBAI CREEK HARBOUR

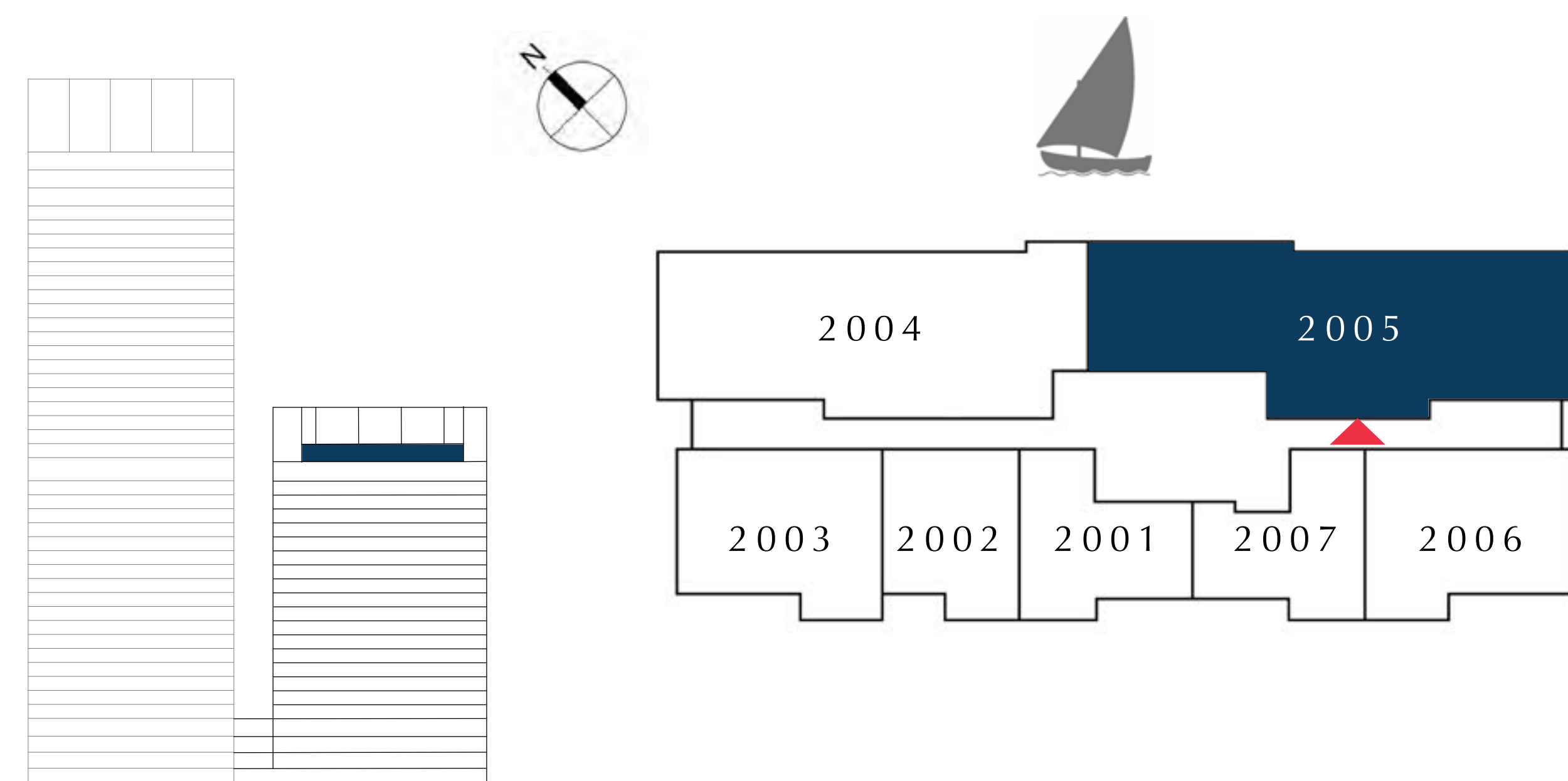
CREEK EDGE

TOWER 2

3 BEDROOM

UNIT 2005 | LEVEL 20

| | | |
|--------------|----------------|--------------|
| SUITE AREA | 1757.53 SQ.FT. | 163.28 SQ.M. |
| BALCONY AREA | 556.49 SQ.FT. | 51.70 SQ.M. |
| TOTAL AREA | 2314.02 SQ.FT. | 214.98 SQ.M. |



FLOOR PLAN 1. All dimensions are in imperial and metric, and measured from finish to finish excluding construction tolerances. 2. All materials, dimensions, and drawings are approximate only. 3. Information is subject to change without notice, at developer's absolute discretion. 4. Actual area may vary from the stated area. 5. Drawings not to scale. 6. All images used are for illustrative purposes only and do not represent the actual size, features, specifications, fittings, and furnishings. 7. The developer reserves the right to make revisions / alterations, at it's absolute discretion, without any liability whatsoever.

DUBAI CREEK HARBOUR

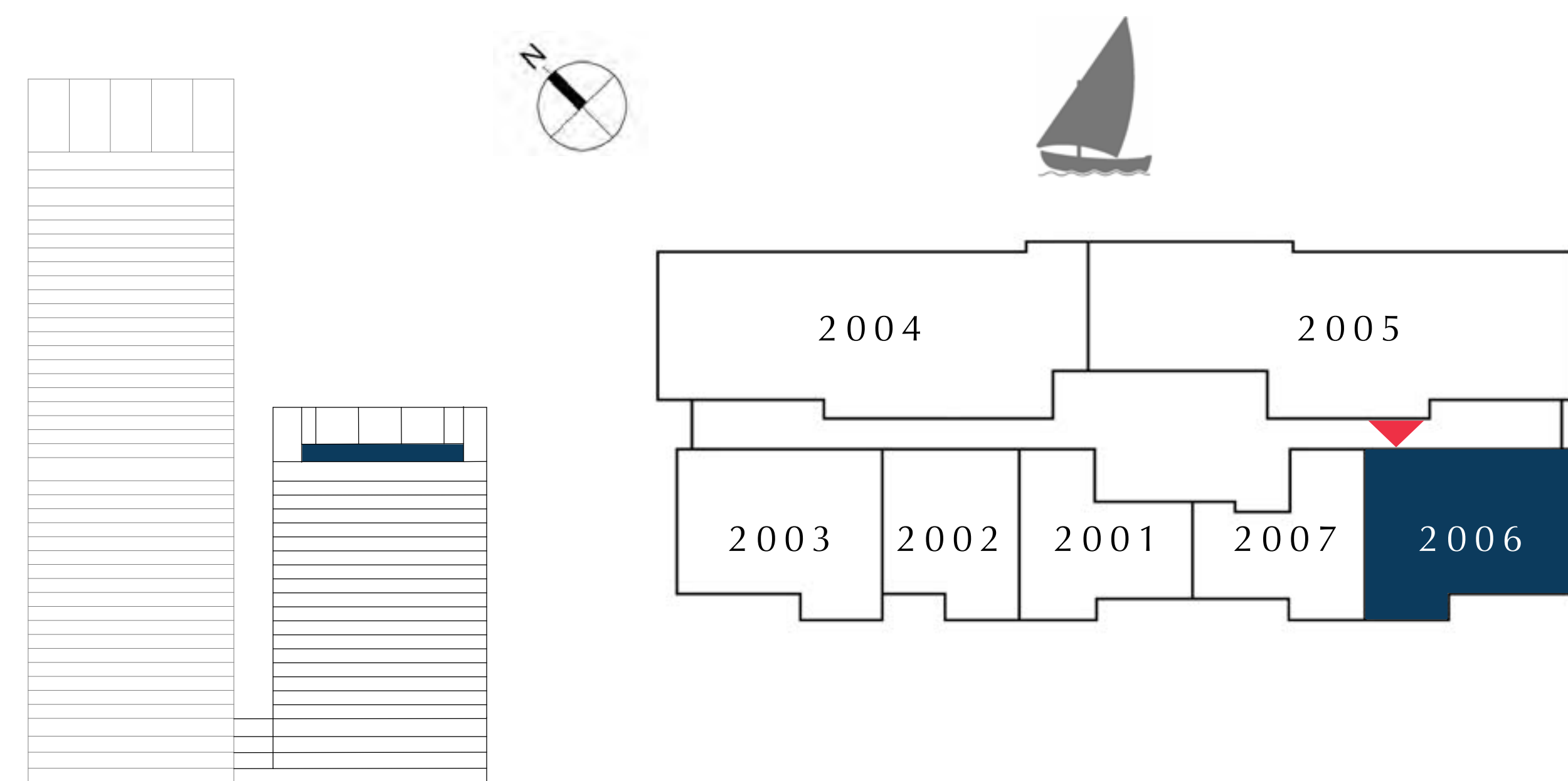
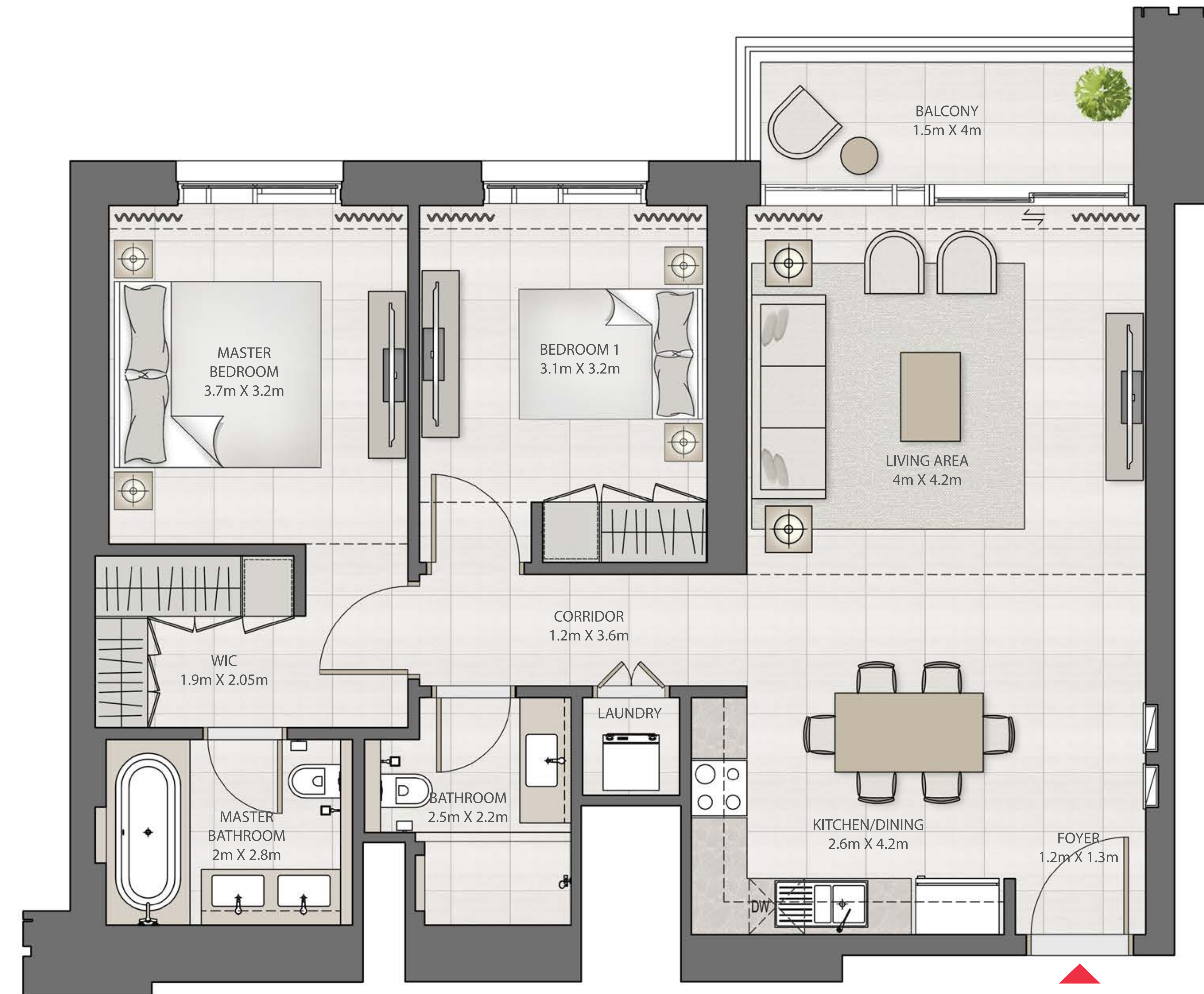
CREEK EDGE

TOWER 2

2 BEDROOM

UNIT 2006 | LEVEL 20

| | | |
|--------------|----------------|-------------|
| SUITE AREA | 999.11 SQ.FT. | 92.82 SQ.M. |
| BALCONY AREA | 68.89 SQ.FT. | 6.40 SQ.M. |
| TOTAL AREA | 1068.00 SQ.FT. | 99.22 SQ.M. |



FLOOR PLAN 1. All dimensions are in imperial and metric, and measured from finish to finish excluding construction tolerances. 2. All materials, dimensions, and drawings are approximate only. 3. Information is subject to change without notice, at developer's absolute discretion. 4. Actual area may vary from the stated area. 5. Drawings not to scale. 6. All images used are for illustrative purposes only and do not represent the actual size, features, specifications, fittings, and furnishings. 7. The developer reserves the right to make revisions / alterations, at it's absolute discretion, without any liability whatsoever.

DUBAI CREEK HARBOUR

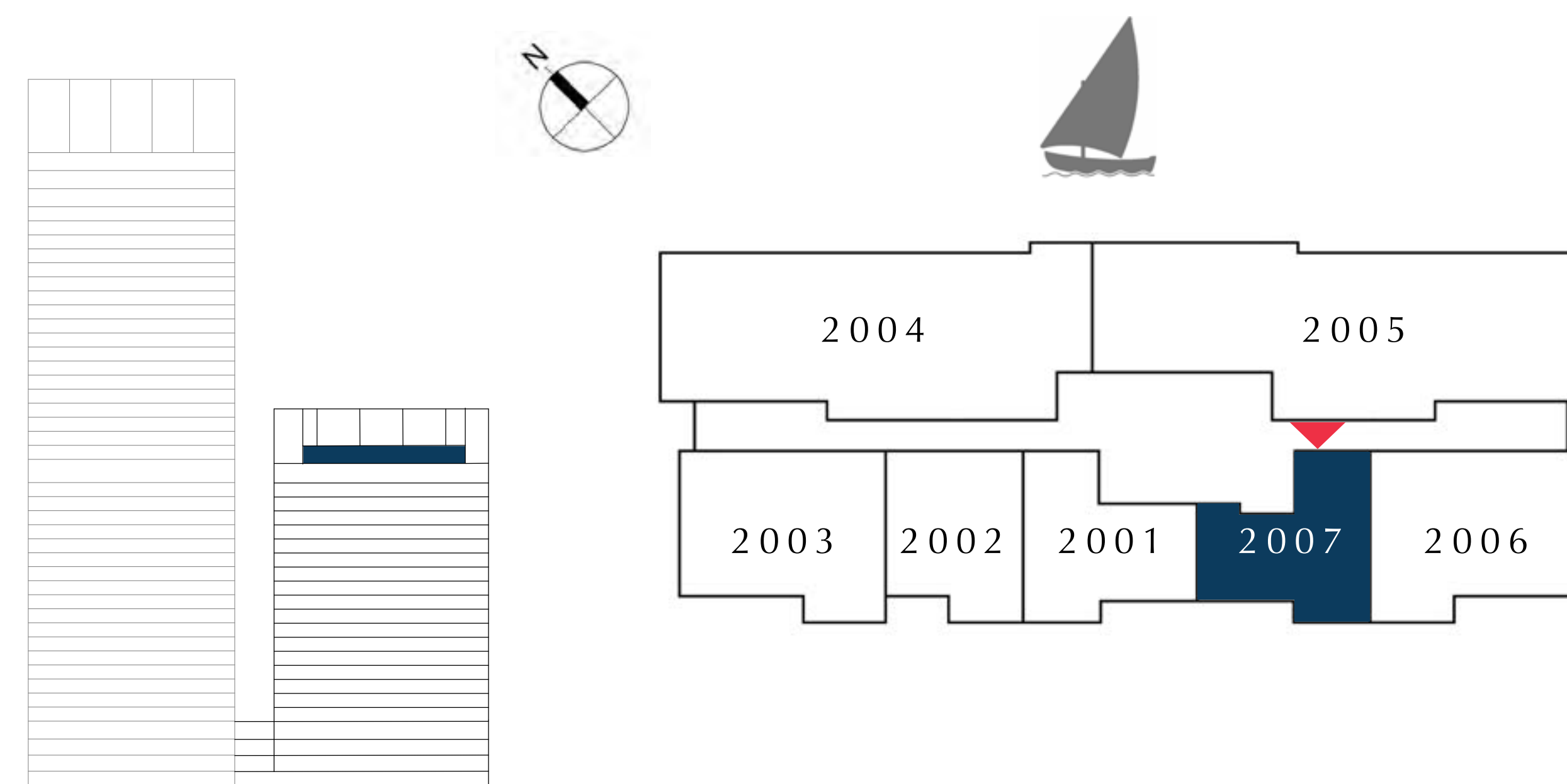
CREEK EDGE

TOWER 2

1 BEDROOM

UNIT 2007 | LEVEL 20

| | | |
|--------------|---------------|-------------|
| SUITE AREA | 693.95 SQ.FT. | 64.47 SQ.M. |
| BALCONY AREA | 63.29 SQ.FT. | 5.88 SQ.M. |
| TOTAL AREA | 757.24 SQ.FT. | 70.35 SQ.M. |



FLOOR PLAN 1. All dimensions are in imperial and metric, and measured from finish to finish excluding construction tolerances. 2. All materials, dimensions, and drawings are approximate only. 3. Information is subject to change without notice, at developer's absolute discretion. 4. Actual area may vary from the stated area. 5. Drawings not to scale. 6. All images used are for illustrative purposes only and do not represent the actual size, features, specifications, fittings, and furnishings. 7. The developer reserves the right to make revisions / alterations, at it's absolute discretion, without any liability whatsoever.

TOWNHOUSES

SIMPLEX

EMAAR

DUBAI CREEK HARBOUR

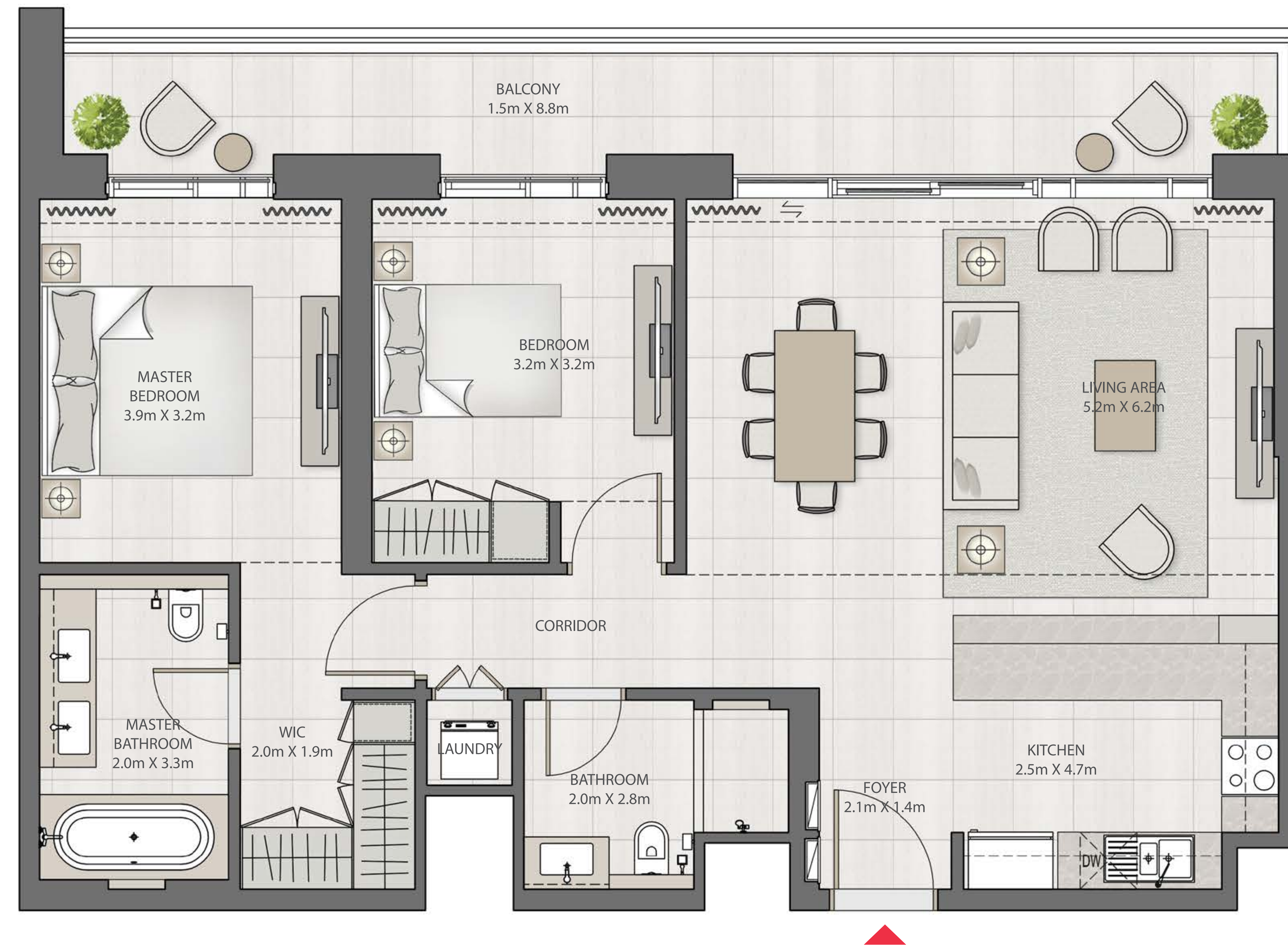
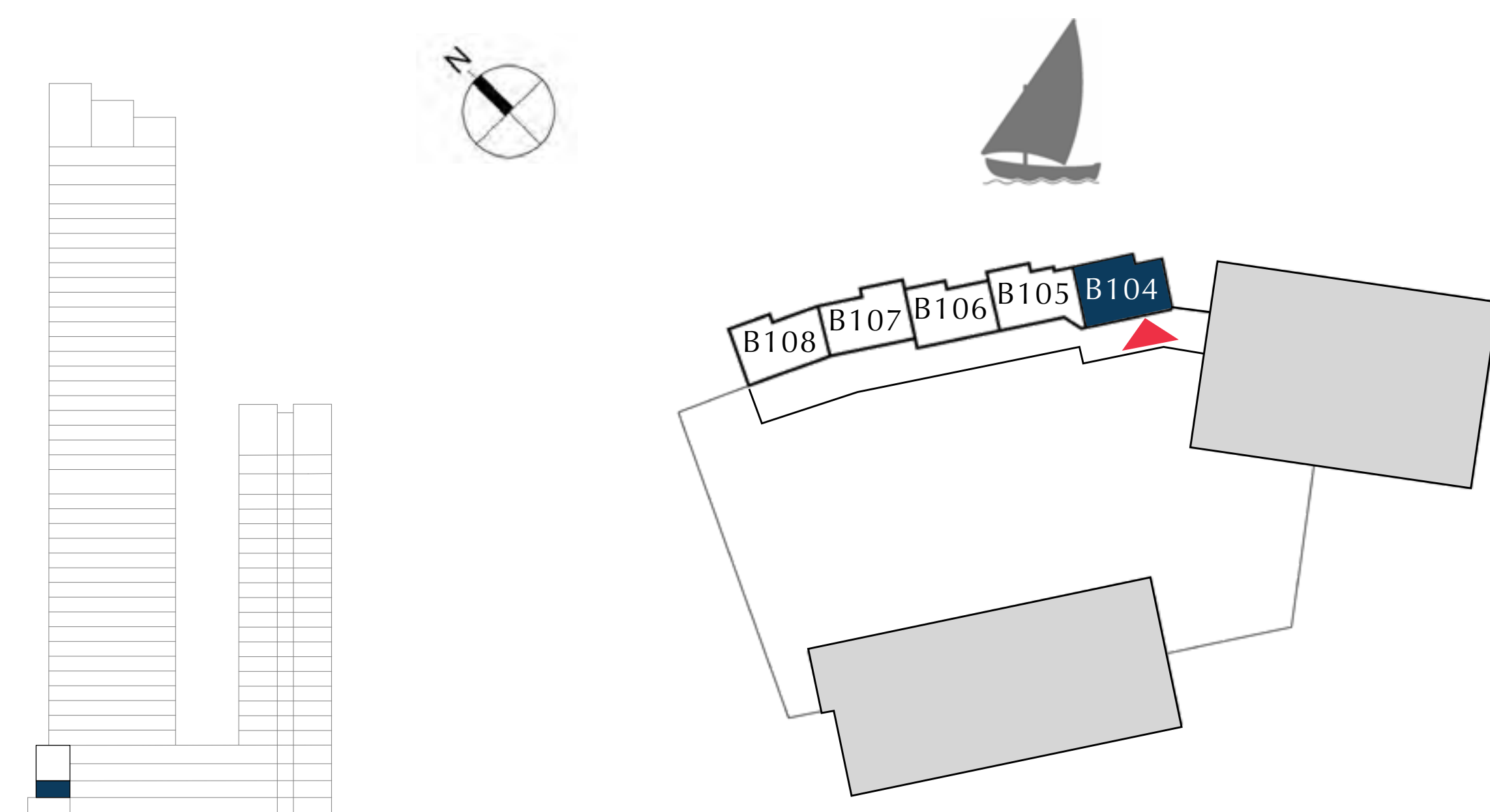
CREEK EDGE

TOWNHOUSES

2 BEDROOM

UNIT B104 | LOWER GROUND

| | | |
|--------------|----------------|--------------|
| SUITE AREA | 1068.64 SQ.FT. | 99.28 SQ.M. |
| BALCONY AREA | 221.31 SQ.FT. | 20.56 SQ.M. |
| TOTAL AREA | 1289.95 SQ.FT. | 119.84 SQ.M. |



FLOOR PLAN 1. All dimensions are in imperial and metric, and measured from finish to finish excluding construction tolerances. 2. All materials, dimensions, and drawings are approximate only. 3. Information is subject to change without notice, at developer's absolute discretion. 4. Actual area may vary from the stated area. 5. Drawings not to scale. 6. All images used are for illustrative purposes only and do not represent the actual size, features, specifications, fittings, and furnishings. 7. The developer reserves the right to make revisions / alterations, at it's absolute discretion, without any liability whatsoever.

DUBAI CREEK HARBOUR

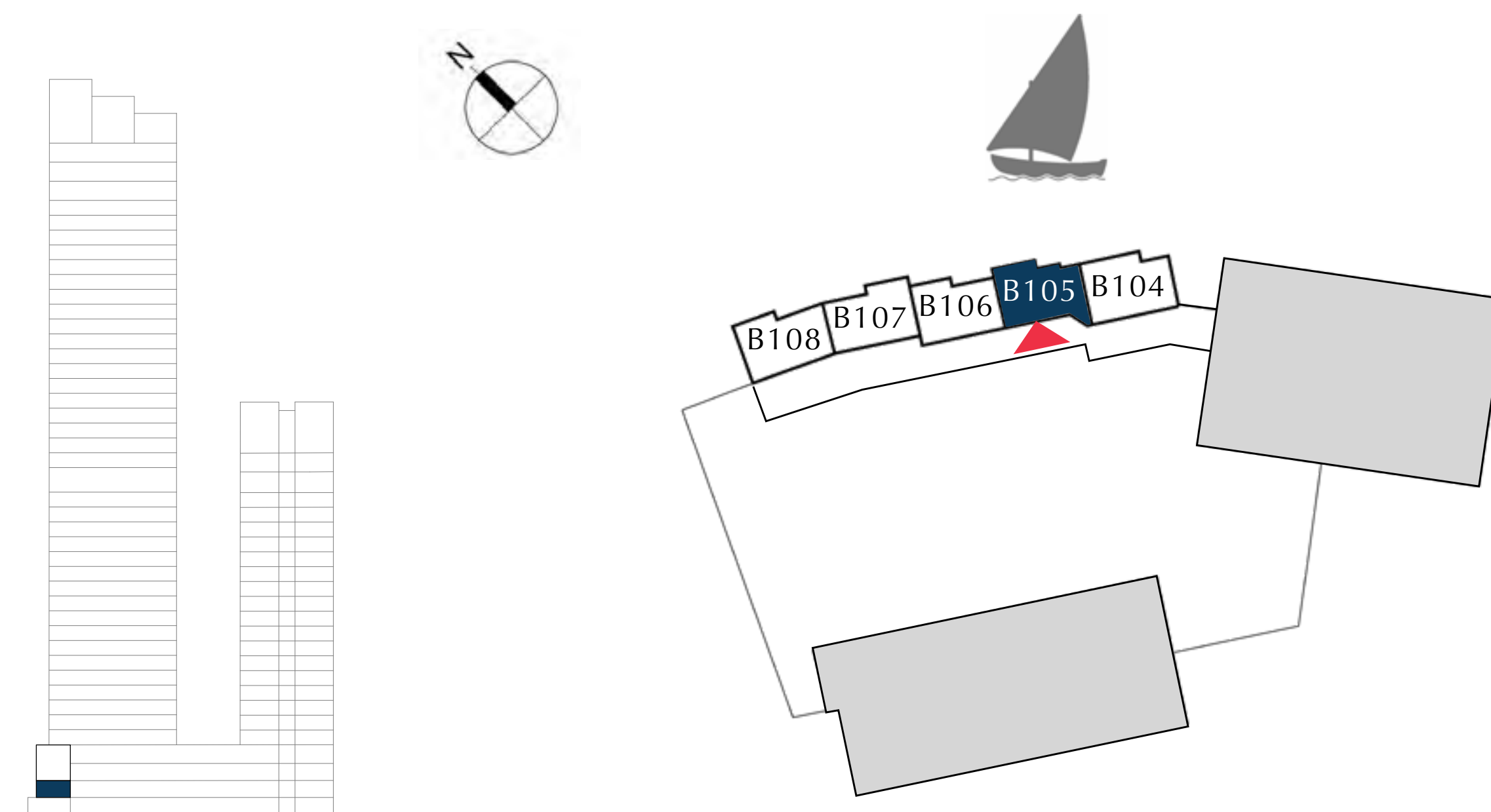
CREEK EDGE

TOWNHOUSES

2 BEDROOM

UNIT B105 | LOWER GROUND

| | | |
|--------------|----------------|--------------|
| SUITE AREA | 1054.11 SQ.FT. | 97.93 SQ.M. |
| BALCONY AREA | 108.39 SQ.FT. | 10.07 SQ.M. |
| TOTAL AREA | 1162.50 SQ.FT. | 108.00 SQ.M. |



FLOOR PLAN 1. All dimensions are in imperial and metric, and measured from finish to finish excluding construction tolerances. 2. All materials, dimensions, and drawings are approximate only. 3. Information is subject to change without notice, at developer's absolute discretion. 4. Actual area may vary from the stated area. 5. Drawings not to scale. 6. All images used are for illustrative purposes only and do not represent the actual size, features, specifications, fittings, and furnishings. 7. The developer reserves the right to make revisions / alterations, at it's absolute discretion, without any liability whatsoever.

DUBAI CREEK HARBOUR

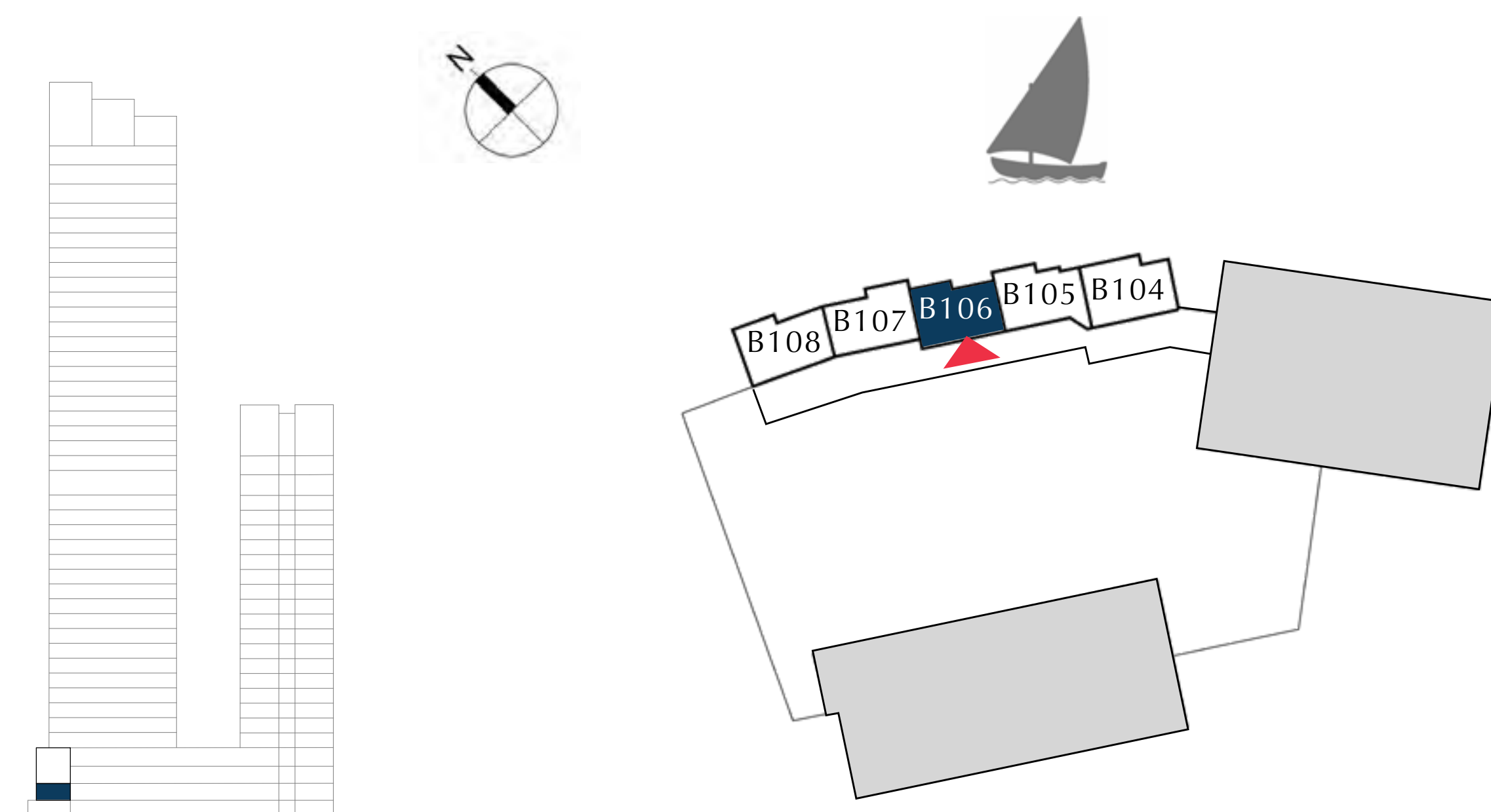
CREEK EDGE

TOWNHOUSES

2 BEDROOM

UNIT B106 | LOWER GROUND

| | | |
|--------------|----------------|--------------|
| SUITE AREA | 1062.29 SQ.FT. | 98.69 SQ.M. |
| BALCONY AREA | 106.35 SQ.FT. | 9.88 SQ.M. |
| TOTAL AREA | 1168.64 SQ.FT. | 108.57 SQ.M. |



FLOOR PLAN 1. All dimensions are in imperial and metric, and measured from finish to finish excluding construction tolerances. 2. All materials, dimensions, and drawings are approximate only. 3. Information is subject to change without notice, at developer's absolute discretion. 4. Actual area may vary from the stated area. 5. Drawings not to scale. 6. All images used are for illustrative purposes only and do not represent the actual size, features, specifications, fittings, and furnishings. 7. The developer reserves the right to make revisions / alterations, at it's absolute discretion, without any liability whatsoever.

DUBAI CREEK HARBOUR

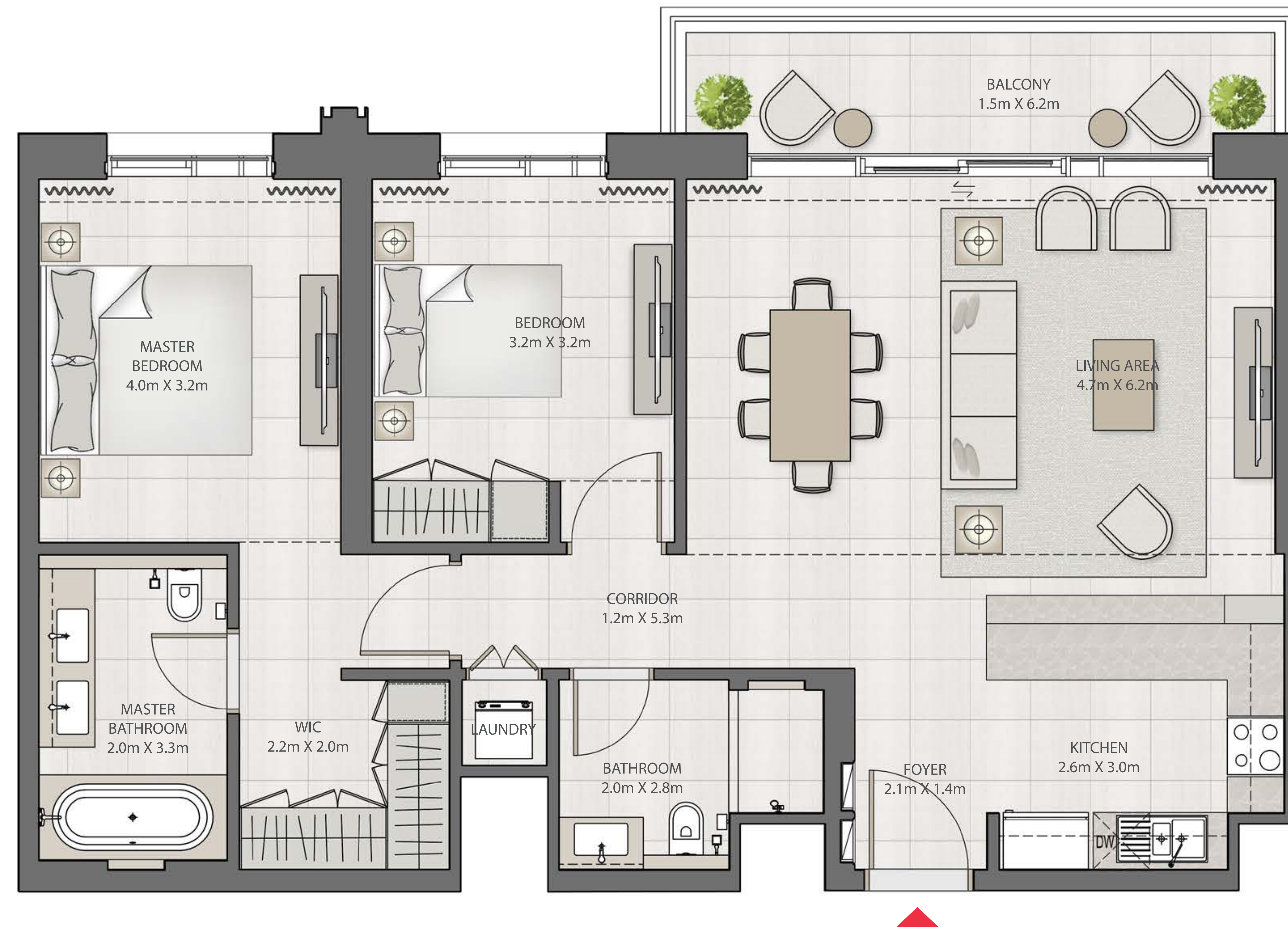
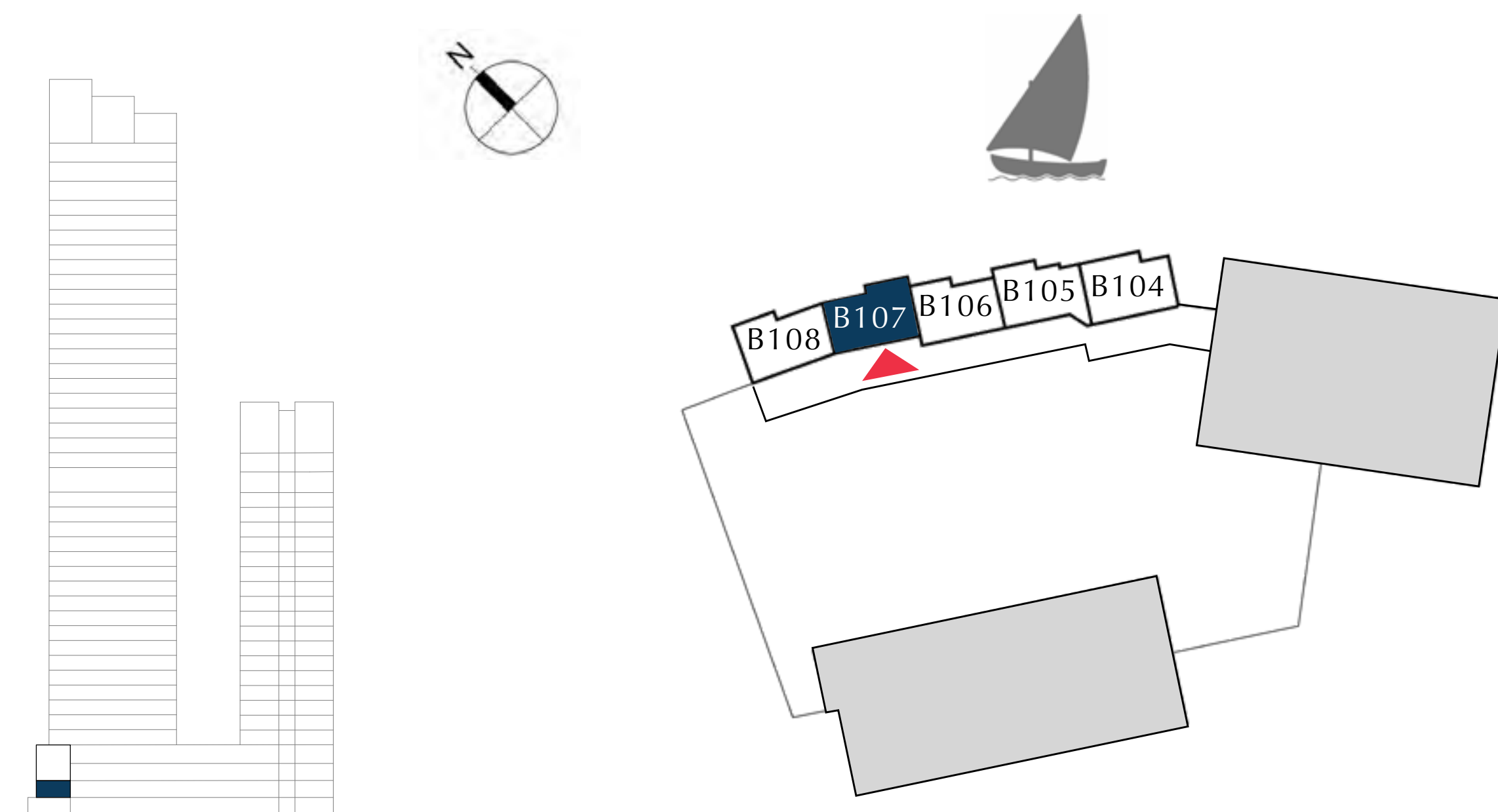
CREEK EDGE

TOWNHOUSES

2 BEDROOM

UNIT B107 | LOWER GROUND

| | | |
|--------------|----------------|--------------|
| SUITE AREA | 1070.04 SQ.FT. | 99.41 SQ.M. |
| BALCONY AREA | 108.07 SQ.FT. | 10.04 SQ.M. |
| TOTAL AREA | 1178.11 SQ.FT. | 109.45 SQ.M. |



FLOOR PLAN 1. All dimensions are in imperial and metric, and measured from finish to finish excluding construction tolerances. 2. All materials, dimensions, and drawings are approximate only. 3. Information is subject to change without notice, at developer's absolute discretion. 4. Actual area may vary from the stated area. 5. Drawings not to scale. 6. All images used are for illustrative purposes only and do not represent the actual size, features, specifications, fittings, and furnishings. 7. The developer reserves the right to make revisions / alterations, at it's absolute discretion, without any liability whatsoever.

DUBAI CREEK HARBOUR

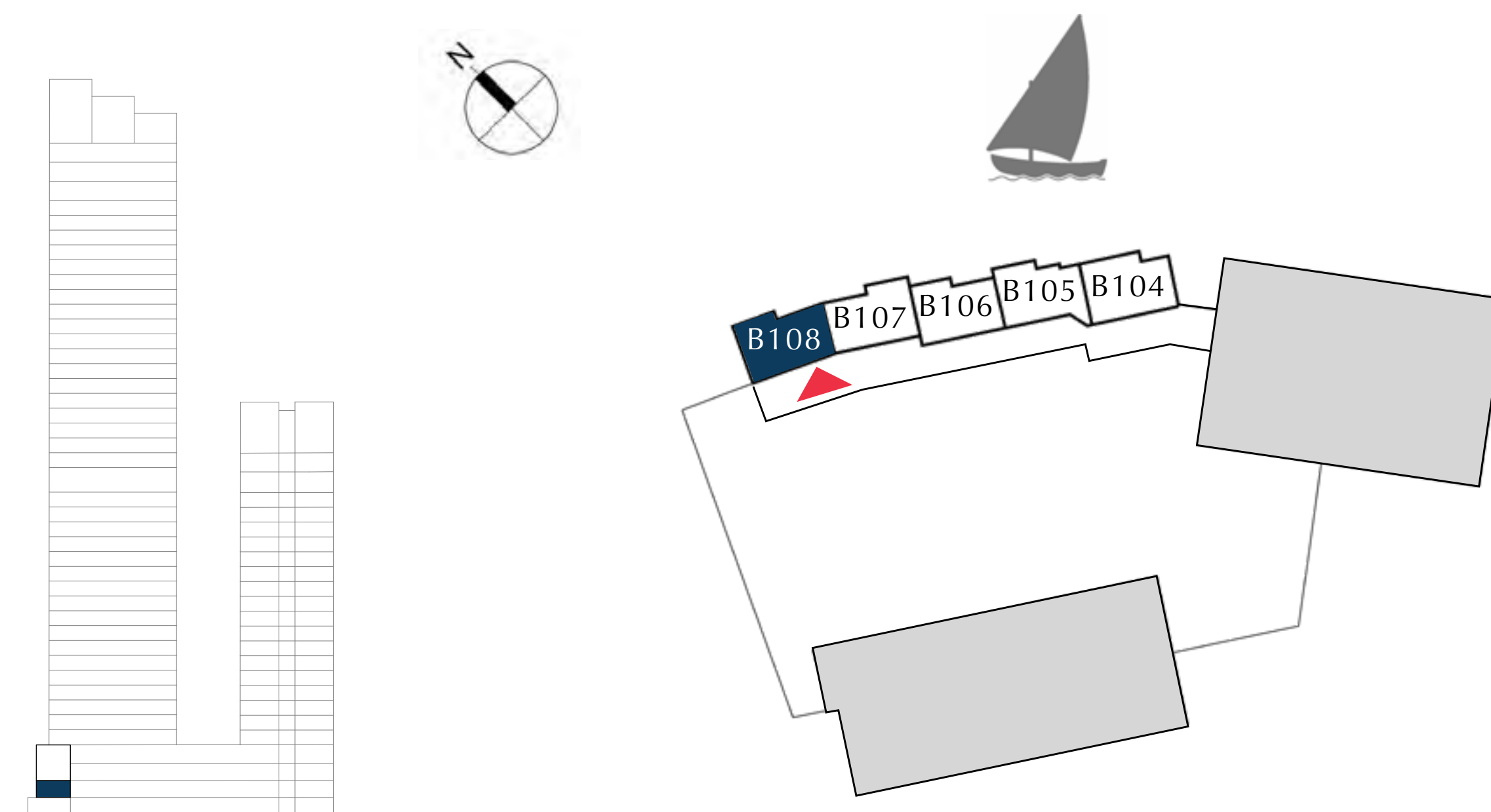
CREEK EDGE

TOWNHOUSES

2 BEDROOM

UNIT B108 | LOWER GROUND

| | | |
|--------------|----------------|--------------|
| SUITE AREA | 1089.74 SQ.FT. | 101.24 SQ.M. |
| BALCONY AREA | 109.15 SQ.FT. | 10.14 SQ.M. |
| TOTAL AREA | 1198.89 SQ.FT. | 111.38 SQ.M. |



FLOOR PLAN 1. All dimensions are in imperial and metric, and measured from finish to finish excluding construction tolerances. 2. All materials, dimensions, and drawings are approximate only. 3. Information is subject to change without notice, at developer's absolute discretion. 4. Actual area may vary from the stated area. 5. Drawings not to scale. 6. All images used are for illustrative purposes only and do not represent the actual size, features, specifications, fittings, and furnishings. 7. The developer reserves the right to make revisions / alterations, at it's absolute discretion, without any liability whatsoever.

TOWNHOUSES

DUPLEX

EMAAR

DUBAI CREEK HARBOUR

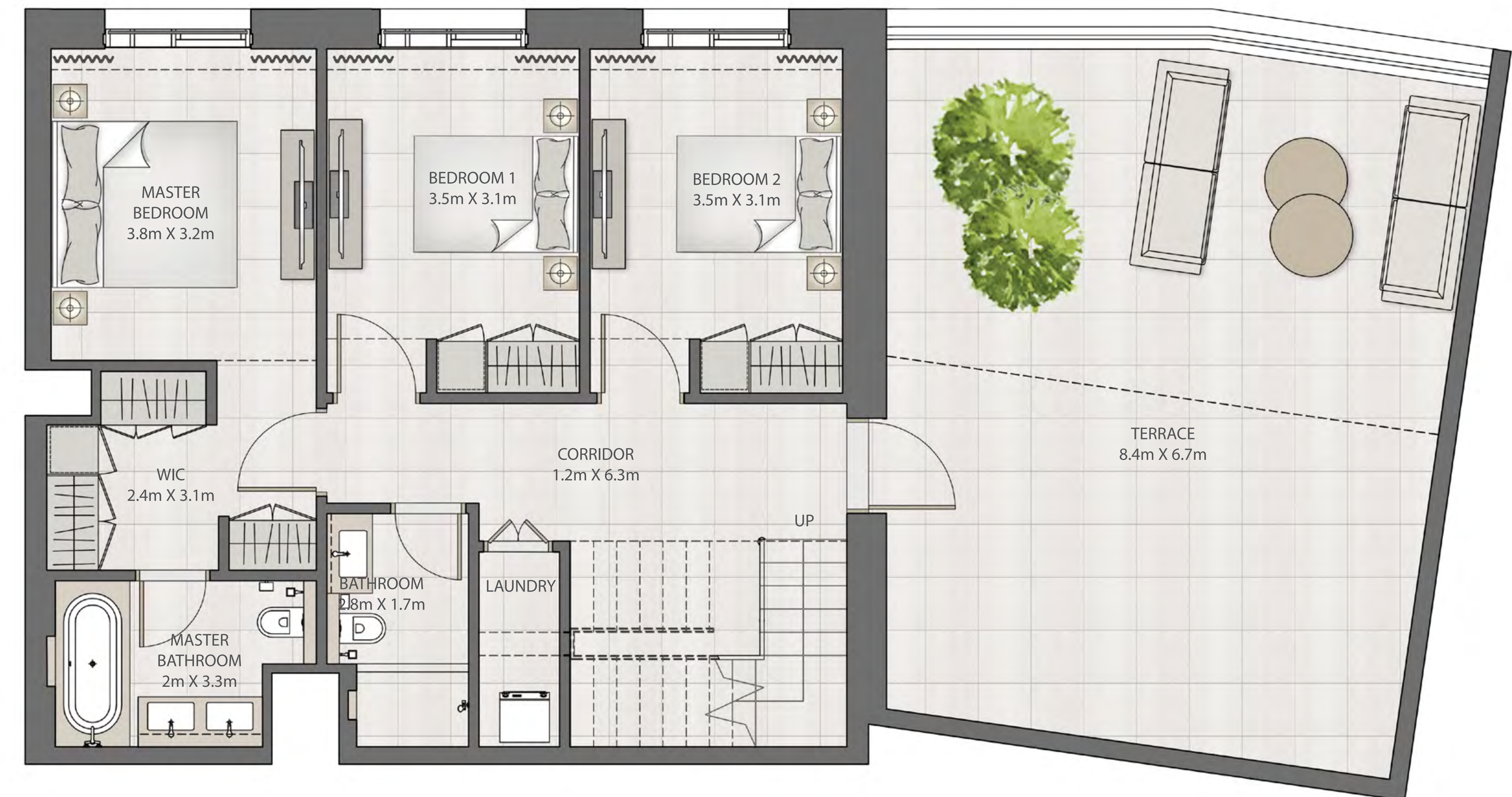
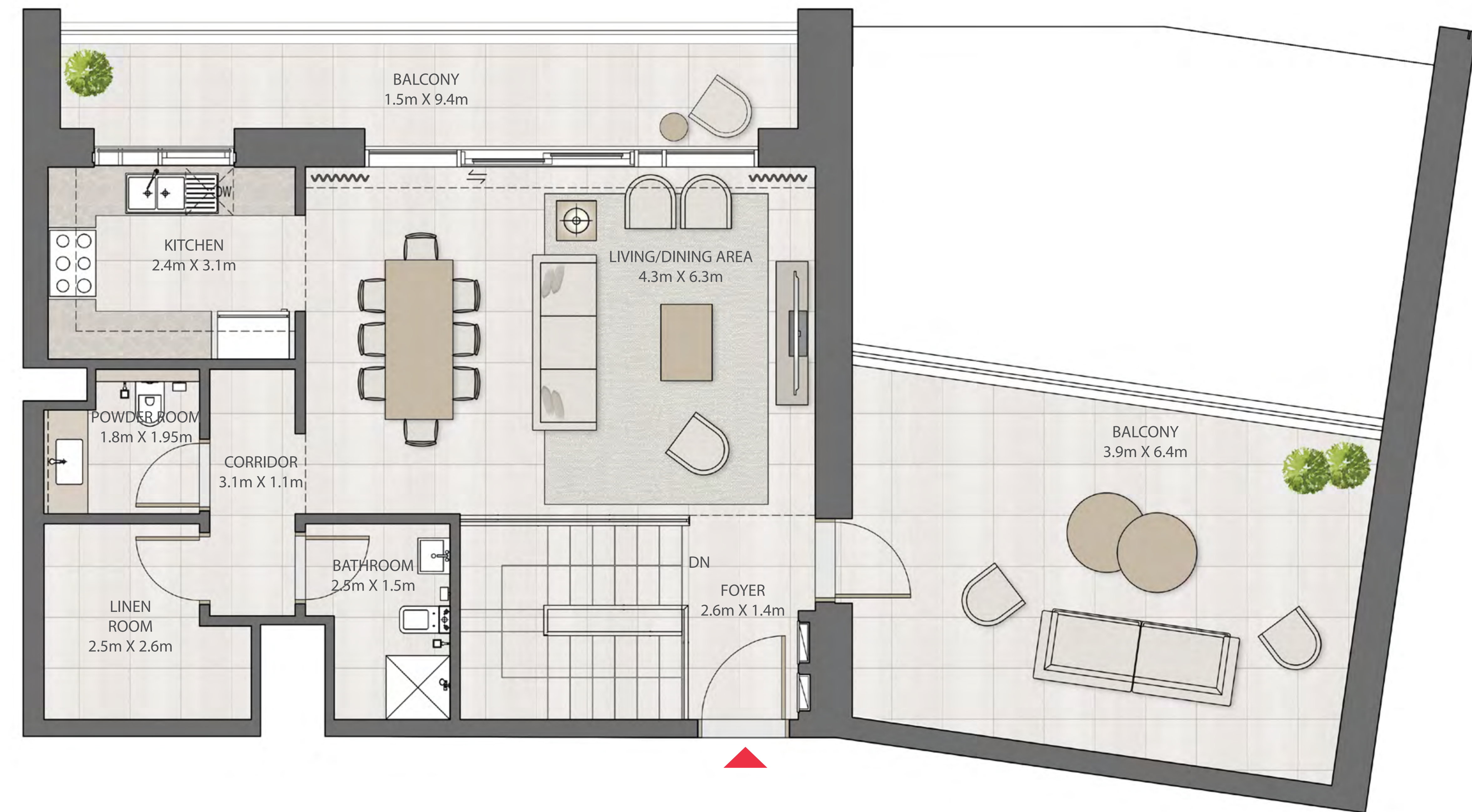
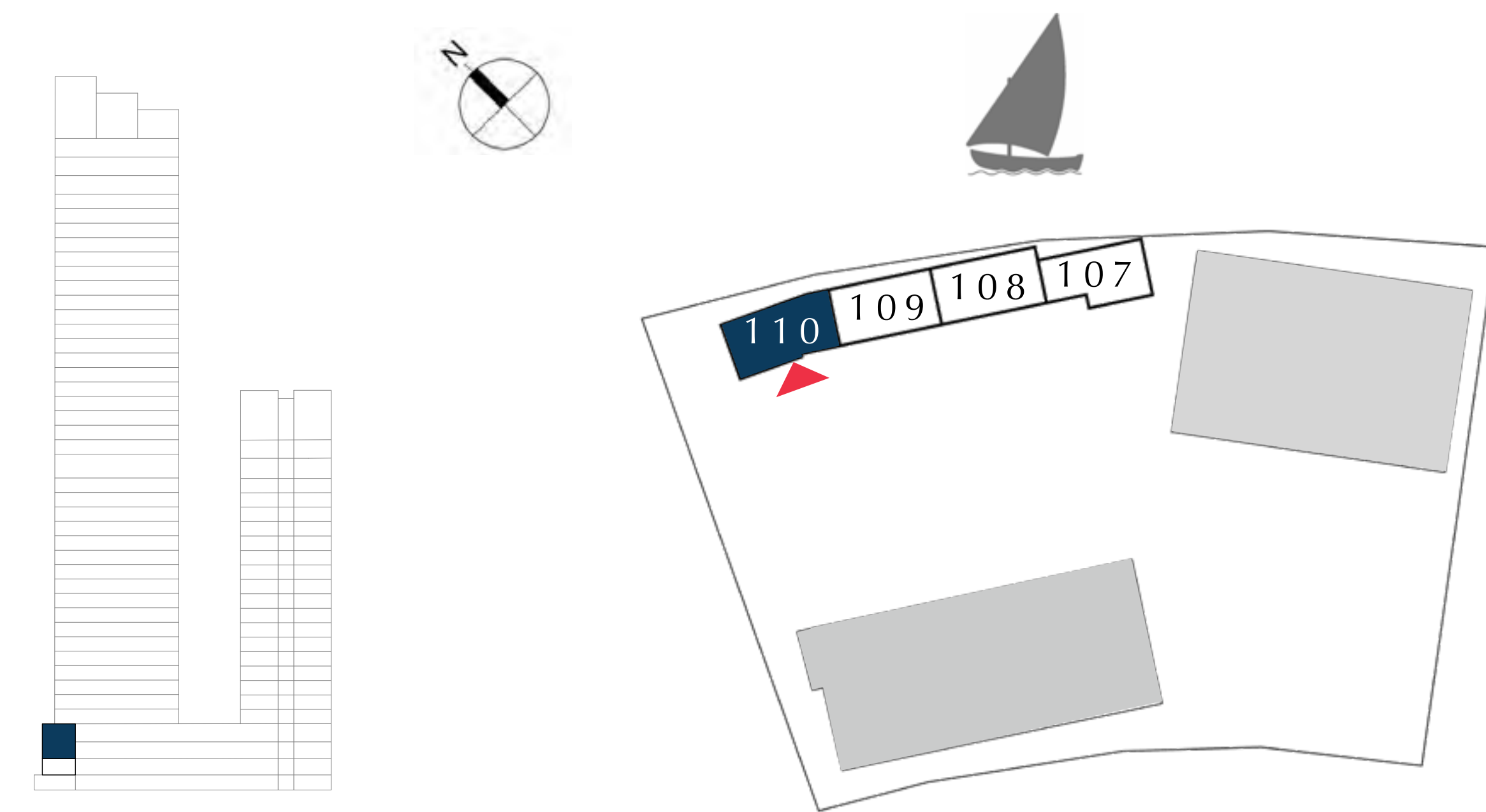
CREEK EDGE

TOWNHOUSES

3 BEDROOM

UNIT 110

| | | |
|--------------|----------------|--------------|
| SUITE AREA | 1668.40 SQ.FT. | 155.00 SQ.M. |
| BALCONY AREA | 1163.58 SQ.FT. | 108.10 SQ.M. |
| TOTAL AREA | 2831.98 SQ.FT. | 263.10 SQ.M. |



FLOOR PLAN 1. All dimensions are in imperial and metric, and measured from finish to finish excluding construction tolerances. 2. All materials, dimensions, and drawings are approximate only. 3. Information is subject to change without notice, at developer's absolute discretion. 4. Actual area may vary from the stated area. 5. Drawings not to scale. 6. All images used are for illustrative purposes only and do not represent the actual size, features, specifications, fittings, and furnishings. 7. The developer reserves the right to make revisions / alterations, at it's absolute discretion, without any liability whatsoever.

DUBAI CREEK HARBOUR

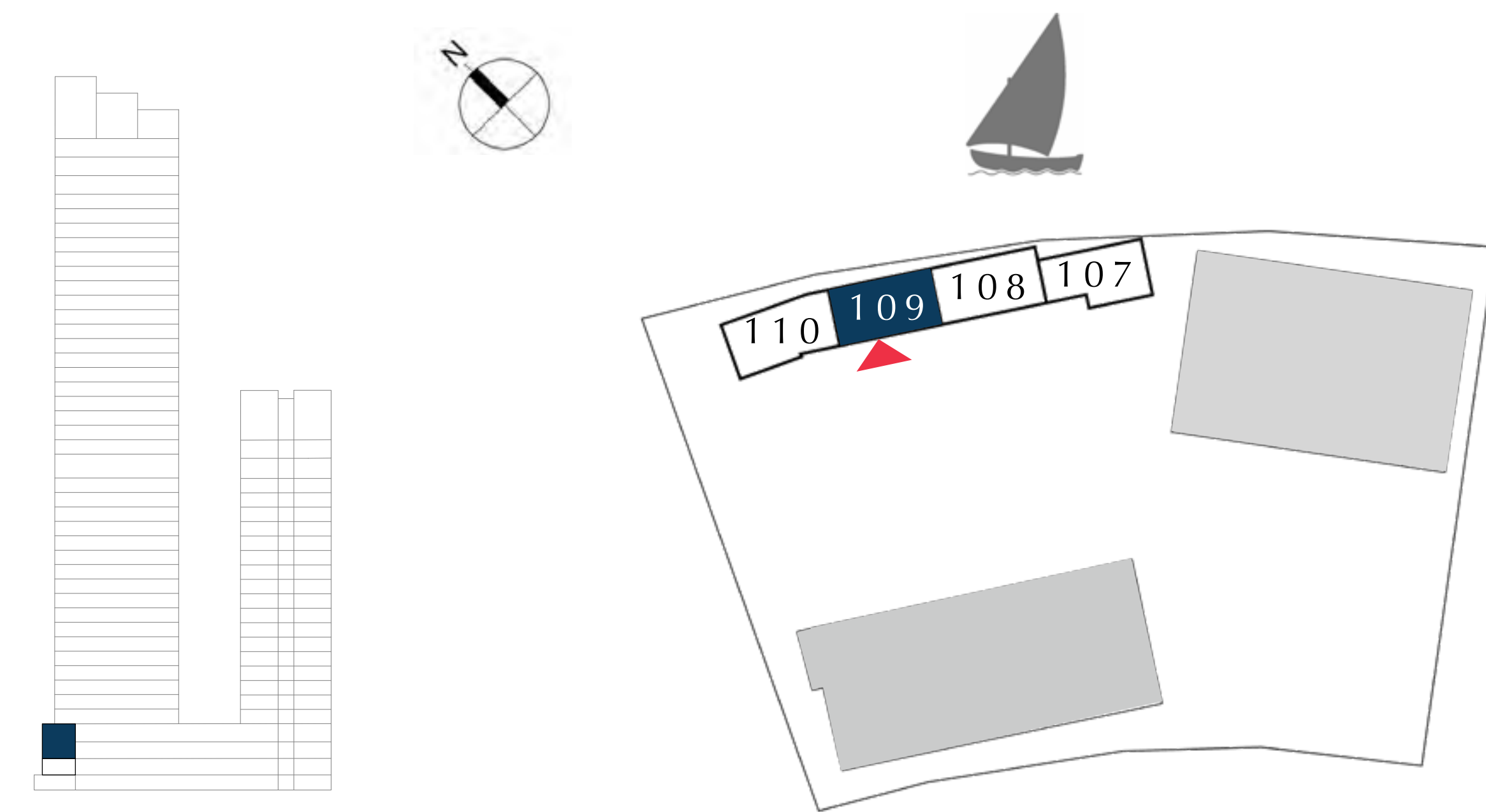
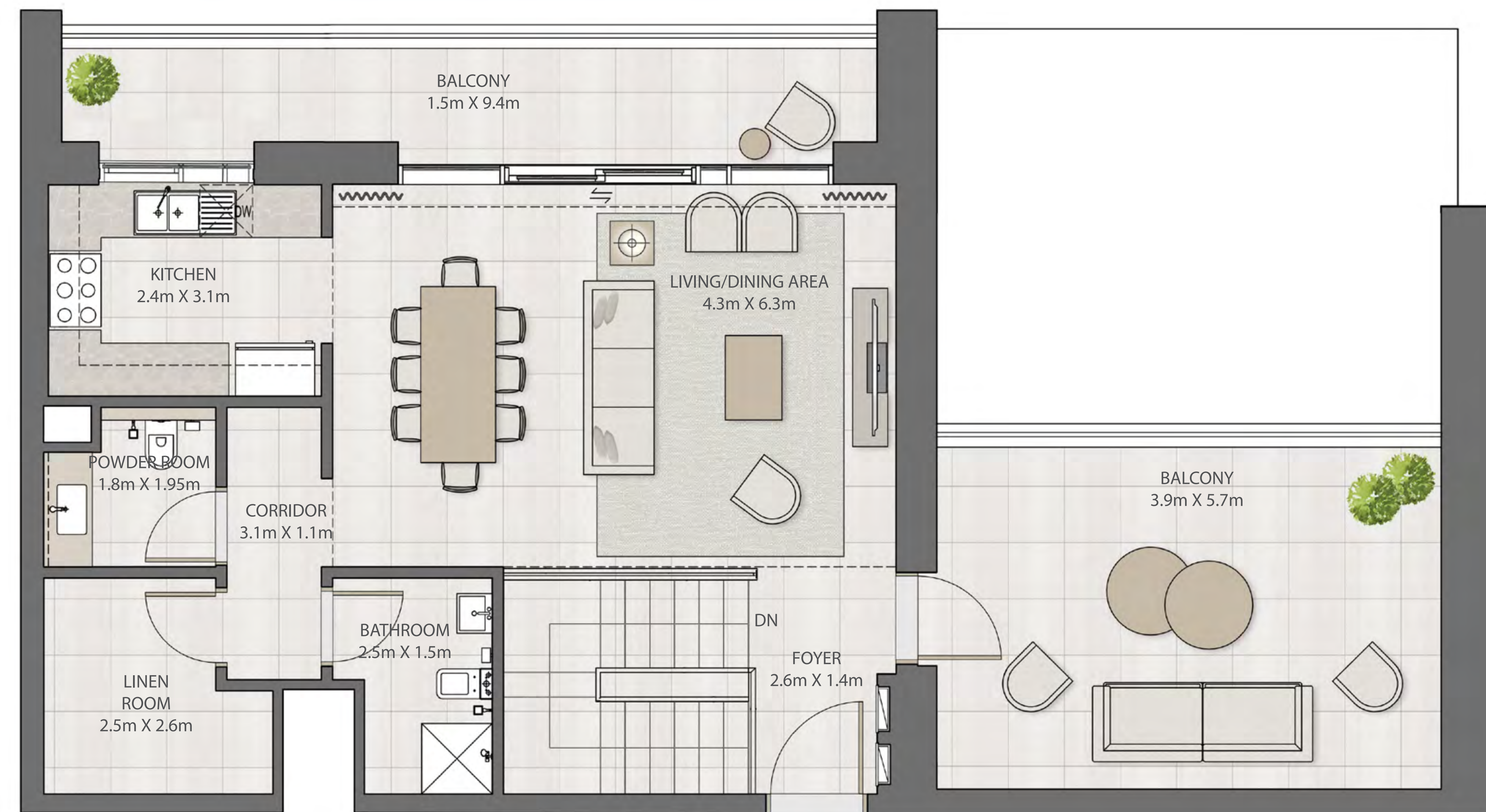
CREEK EDGE

TOWNHOUSES

3 BEDROOM

UNIT 109

| | | |
|--------------|----------------|--------------|
| SUITE AREA | 1666.57 SQ.FT. | 154.83 SQ.M. |
| BALCONY AREA | 1054.32 SQ.FT. | 97.95 SQ.M. |
| TOTAL AREA | 2720.89 SQ.FT. | 252.78 SQ.M. |



FLOOR PLAN 1. All dimensions are in imperial and metric, and measured from finish to finish excluding construction tolerances. 2. All materials, dimensions, and drawings are approximate only. 3. Information is subject to change without notice, at developer's absolute discretion. 4. Actual area may vary from the stated area. 5. Drawings not to scale. 6. All images used are for illustrative purposes only and do not represent the actual size, features, specifications, fittings, and furnishings. 7. The developer reserves the right to make revisions / alterations, at it's absolute discretion, without any liability whatsoever.

DUBAI CREEK HARBOUR

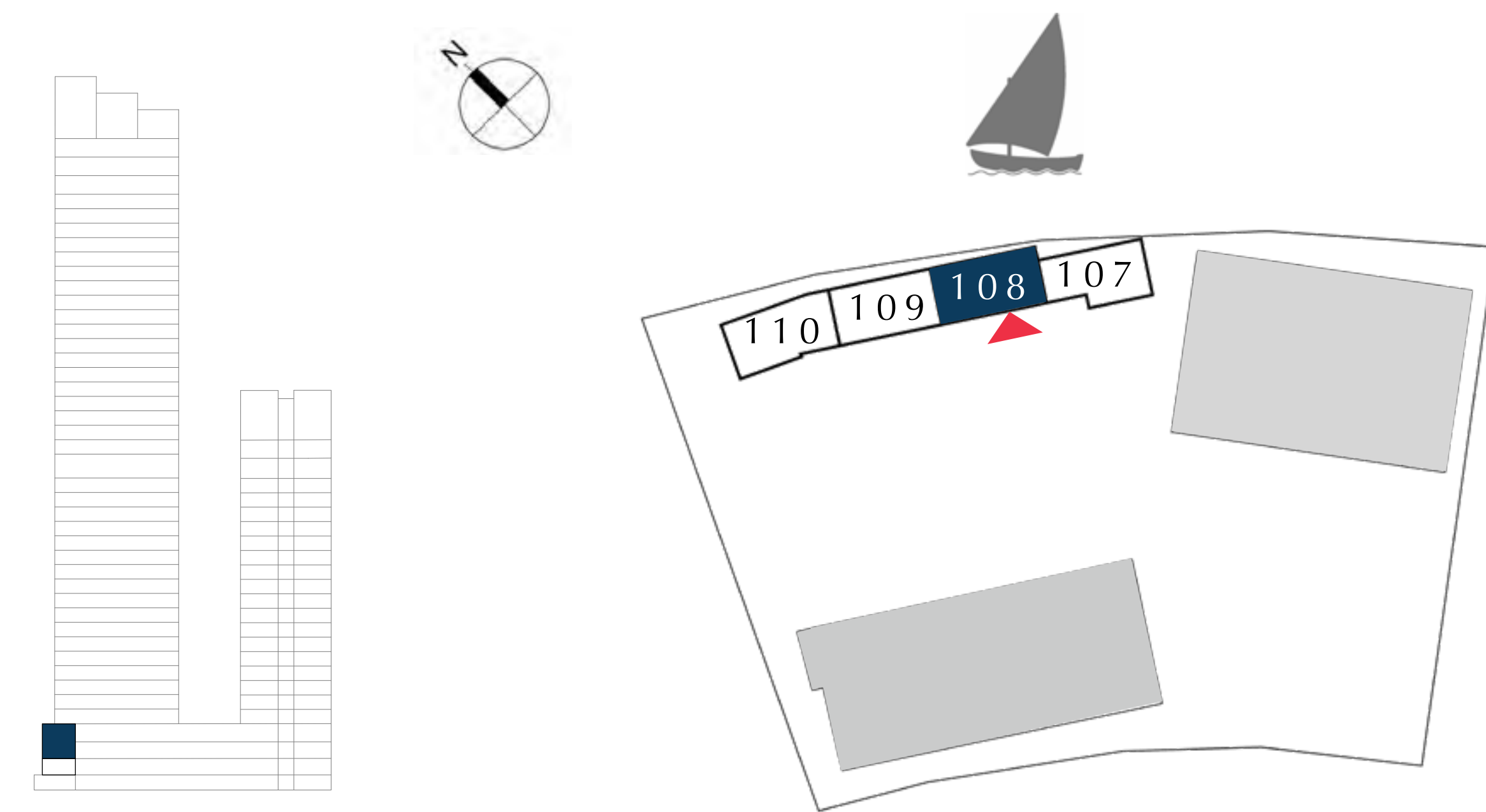
CREEK EDGE

TOWNHOUSES

3 BEDROOM

UNIT 108

| | | |
|--------------|----------------|--------------|
| SUITE AREA | 1666.57 SQ.FT. | 154.83 SQ.M. |
| BALCONY AREA | 1109.76 SQ.FT. | 103.10 SQ.M. |
| TOTAL AREA | 2776.33 SQ.FT. | 257.93 SQ.M. |



FLOOR PLAN 1. All dimensions are in imperial and metric, and measured from finish to finish excluding construction tolerances. 2. All materials, dimensions, and drawings are approximate only. 3. Information is subject to change without notice, at developer's absolute discretion. 4. Actual area may vary from the stated area. 5. Drawings not to scale. 6. All images used are for illustrative purposes only and do not represent the actual size, features, specifications, fittings, and furnishings. 7. The developer reserves the right to make revisions / alterations, at it's absolute discretion, without any liability whatsoever.

DUBAI CREEK HARBOUR

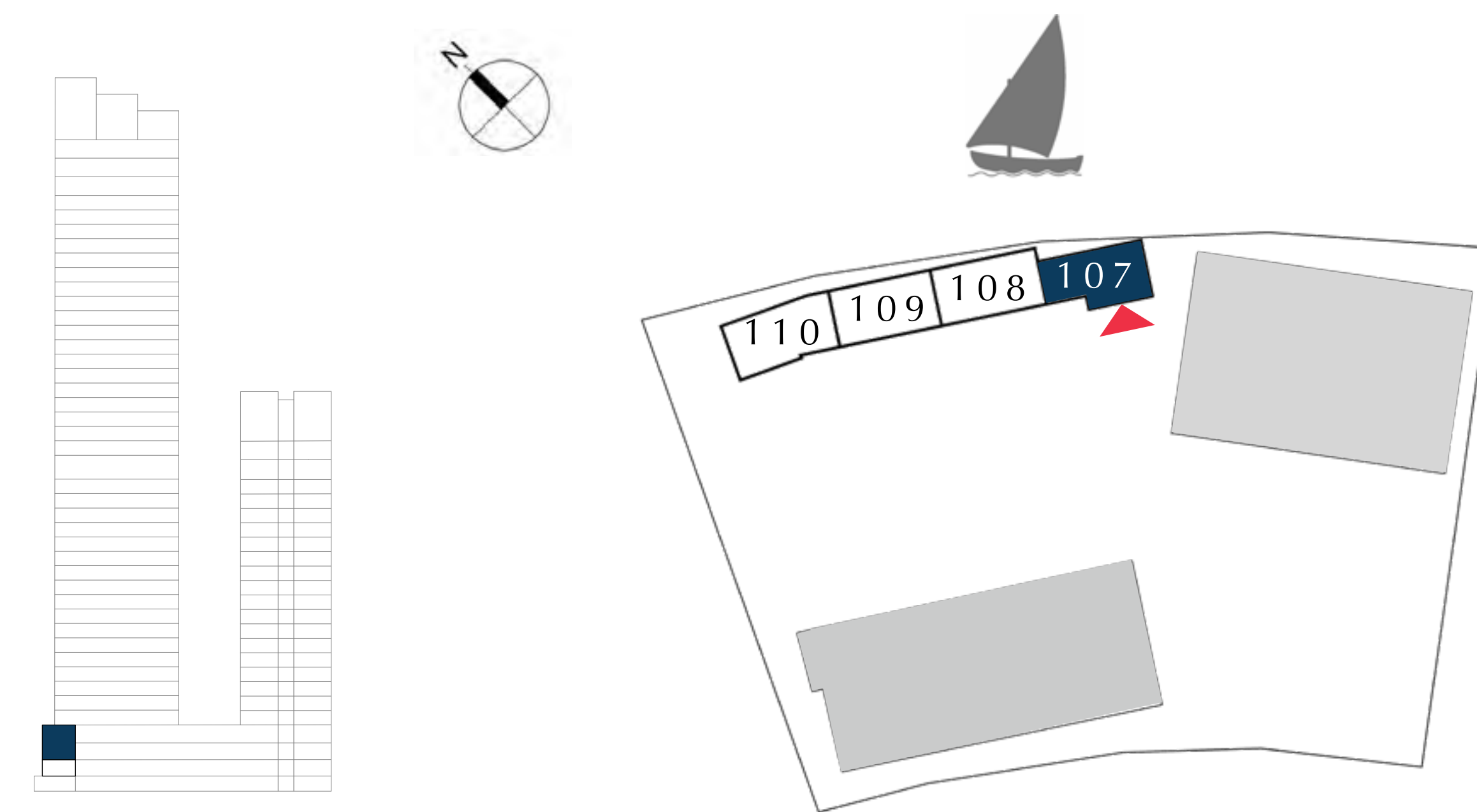
CREEK EDGE

TOWNHOUSES

3 BEDROOM

UNIT 107

| | | |
|--------------|----------------|--------------|
| SUITE AREA | 1663.34 SQ.FT. | 154.53 SQ.M. |
| BALCONY AREA | 1060.46 SQ.FT. | 98.52 SQ.M. |
| TOTAL AREA | 2723.80 SQ.FT. | 253.05 SQ.M. |



FLOOR PLAN 1. All dimensions are in imperial and metric, and measured from finish to finish excluding construction tolerances. 2. All materials, dimensions, and drawings are approximate only. 3. Information is subject to change without notice, at developer's absolute discretion. 4. Actual area may vary from the stated area. 5. Drawings not to scale. 6. All images used are for illustrative purposes only and do not represent the actual size, features, specifications, fittings, and furnishings. 7. The developer reserves the right to make revisions / alterations, at it's absolute discretion, without any liability whatsoever.